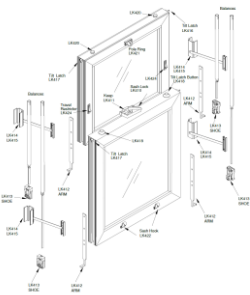


BRINGING YOU UP TO DATE MONTHLY NEWS AND DEVELOPMENTS ON THE GENESIS ESTIMATING SOFTWARE

### VERTICAL SLIDING WINDOW HARDWARE

We are adding the Vertical sliding Window Hardware into Genesis2023.

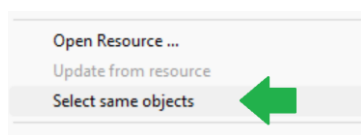
This will allow you to cost everything apart from the Balances which will still need to come from Caldwell/Other Suppliers.



These should be completed in the January release, but in the meantime if you need to order any hardware you can order from Cavendish Hardware.

### SELECT SAME OBJECTS

If you have a large curtain wall for example and want to highlight all the Mullions or transoms which are the same. You can now highlight one of them, click the right hand mouse button and choose Select Same Objects, this will find them all and select them all for substitution.



## Season's Greetings!

'Tis the Season to be Jolly, well now that the effects of the Flu and Covid Jab are out of the way that is.

First, may I thank you or re-subscribing to the Genesis software, all codes have now been issued and I can start winding down for Christmas, No just kidding, its time to start planning for next year!!!

In the New Year we have some exciting new systems coming onto the market, we will keep you posted when these become available.

Also, the Comar 5Pi Advanced Window Vent now has a big Brother, CS5956 will allow for Bigger and stronger vents and will be fully compatible with the Comar 9Pi 78mm Mitred system Aswell as the Loose Beaded Comar 9Pi 78mm, 100mm, and 120mm Ladder Framed systems.

I will be on holiday from 14<sup>th</sup> December and my last day will be 13<sup>th</sup>. Parkside Offices will be open from 2<sup>nd</sup> January 2024.

General Genesis and Estimating Support will be available from Product Support until 22<sup>nd</sup> December.

I Hope that you all have a Great Christmas and a deserving break through the New Year

**Simon Harvey**  
Technical Services Manager

### GENESIS STARTUP SPLASH SCREEN

Genesis2023 is useful as a customer design package for the residential market. As the software is 3D you can build residential windows for them face to face and then give them a representation of what these will look like, you can then print out a tailored report with your logo on it and email them a pdf of what you will be costing for them before you leave.

We like to find ways to help your customers to have a product that looks more professional and to give the option to tailor the software to show your own Branding.

Did you know that you can change the front splash screen to show your own Branding, please contact us if you are interested and we can give you the correct size and then encode it to start up with your own branding.



Again, this customisation could help to sell your brand to your customer.

## SQL AND NEW HARDWARE

Genesis2023 uses an SQL database, we purposely keep it at a low version of SQL2008v2 to allow it to be upgraded as needed and to keep it compatible with as many external software packages as possible. (However officially support has been stopped by Microsoft) So currently we can cover Local Windows versions 8.1 to Windows 11 and windows Server 2012 – 2022. The SQL Server has been evaluated up until SQL 2019.

Having a full SQL Server on your Data server allows Genesis to have an unlimited database size. Currently on the free version of SQL client that we supply with Genesis this has an 8gb file size limit.

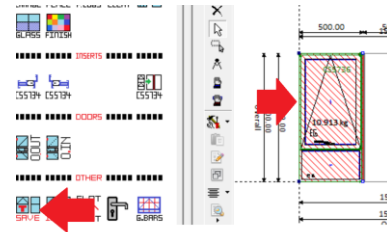
Now that we have switched to importing updates to existing Genesis2023 instead of sending out a new blank version you may start to get warnings about the database size reaching a limit, if this happens, please contact us so that we can help.



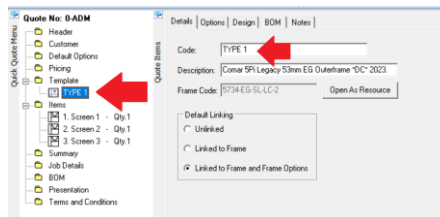
## TEMPLATE FRAMES

Did you know on coupled frames that you can create a template frame, this means that if you have the same frame used all the way through the job that you can re-use the window. Without having to add and change the frame repeatedly.

- 1) Build a coupled frame and add the correct frame design into the first light.
- 2) Now click onto the Save button in the vertical macro tab.



- 3) This will add a template frame which will show above the normal items.



- 4) You can rename it as shown above indicated by the second arrow.
- 5) You can also copy and paste them and change the design of the other into a fixed light for example. Remember to give them different names.
- 6) Now highlight one or more of the other lights and now click onto Insert, choose the correct one and then click OK.



## GENESIS2023 FEEDBACK

Genesis2023 is unique in the fact that we have full control of the database development inhouse.

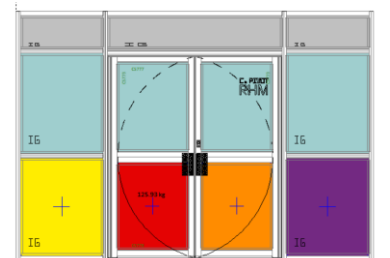
Any problems are dealt with by us, and any improvement suggestions can be looked at and implemented by our Software development staff at Parkside HQ.

We welcome feedback on how to improve the software and we like suggestions on what we are doing wrong and right too so please do so!!

Please send all your feedback to [simonh@parksidegroup.co.uk](mailto:simonh@parksidegroup.co.uk)

## PANEL COLOURS

One new addition which we are evaluating currently is adding a Ral colour to a Panel. This may be useful especially when showing the Fuzion or residential doors as it will show a Ral colour on the outer frame, profiles and now on the Door panel too.



**Simon Harvey**

The Parkside Group Ltd  
Unit 1, The Willow Centre, 17  
Willow Lane,  
Mitcham, Surrey, CR4 4NX



Email: [simonh@parksidegroup.co.uk](mailto:simonh@parksidegroup.co.uk)  
Skype: [simon.harvey.comar](https://www.skype.com/en/contacts/simon.harvey.comar)  
[www.comar-alu.co.uk](http://www.comar-alu.co.uk)