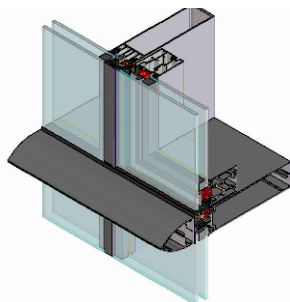
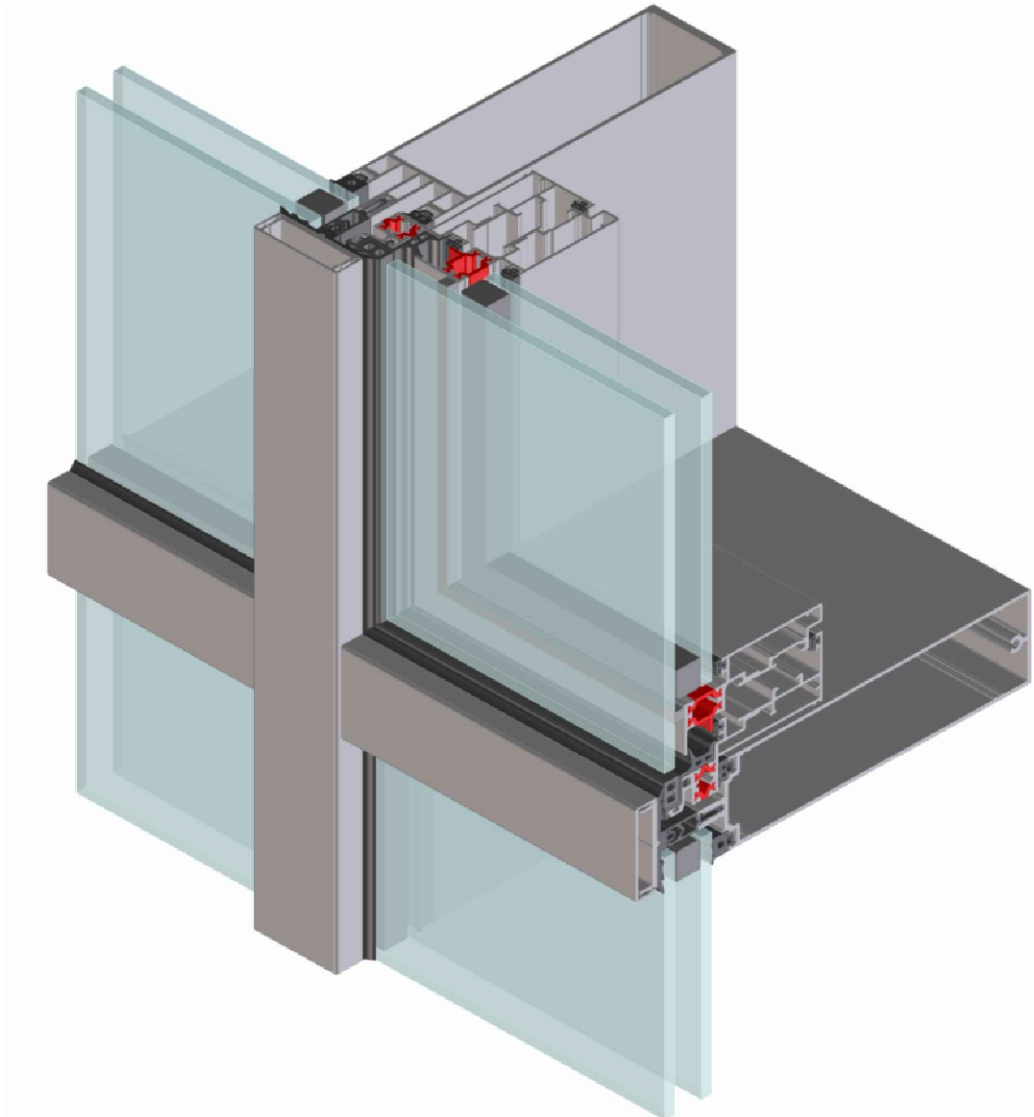
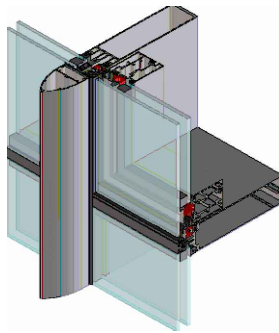


## Concealed Vent into capped CW

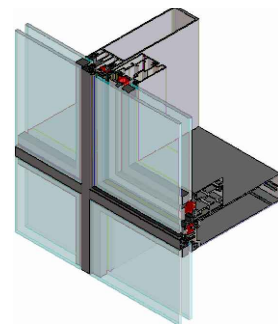
Copyright and ownership of this drawing is vested in EFT,  
Euro Facade Systems Ltd, whose prior written consent is required  
for its use, reproduction or for publication to any third party.  
All other rights reserved. Subject to modifications.



into 2sided SGH



into 2sided SGV



into 4sided SG

Changes reserved  
Sous reserve de modifications  
Änderungen vorbehalten

Issue: 05  
Date: 10-16

## Introduction

### Comar 6 EFT Concealed Vent

**Comar 6 EFT Concealed Vent** is a top hung or side hung window system, with friction hinges and is available with double glazed sealed units only.

This integrated curtain wall window system, the Comar 6 EFT Concealed Vent has an outer frame and vent frame developed with a thermal barrier.

#### Available Framing

For thermally broken double glazed units only:

System depth = 94 mm

4001 - Vent Frame

4003 - Outer Frame

Glazing options are: 24 mm / 28 mm / 30 mm

Suitable for Standard Curtain Wall

Suitable for 2 Sided Curtain Wall

Suitable for 4 Sided Curtain Wall

## Specification Summary

### Glazing

The system is glazed from the outside, structurally bonded to the moving frame (window vent)  
Glass should conform to the requirement of BS 6262 for thickness / type and in terms of wind resistance, safety and security.

### Drainage

The system is drained, achieved by meeting the requirements of "ventilated and drained glazing system" as specified in BS 6262

### Thermal Insulation

Classification in accordance with DIN 4108 or EN ISO 10077-1

### Thermally Concealed Vent

The thermal transmittance ( $U_f$ )  $W/m^2 K$  is depending on the insulator strip, calculated as per EN ISO 10077-1  
Comparable with class 1.0 or 2.1 DIN 4108 - 4 Table 3

### Sound Insulation

Depending largely upon the glass specification, generally the curtain wall framing reduces the figure by 2dB (A)

### Materials

The system is constructed from extruded aluminium profiles, using alloy 6063 complying with the requirements of BS1474.  
thermal barrier system is achieved by means of PVC / PP extrusion.

### Construction

Any instructions regarding the manufacture and installation of the system must be strictly adhered to.

### Weathering

Glazing vision strips are made conforming to BS 4255 Part 1.

### Performance / exposure category

The system will achieve the following criterion when manufactured, installed and glazed to EFT recommended procedures.

### Classification

Air permeability: BS EN 12207 - Class 4

Water tightness: BS EN 12208 - Class E750

Wind resistance: BS EN 13116 - 2400 Pa design  
- 3600 Pa safety

The 2400Pa (Pascal's) wind resistance relies upon correct mullion and transom selection.  
Suitability of profiles for span and spacing is on a project - by - project basis.

### Size Limitations

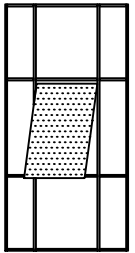
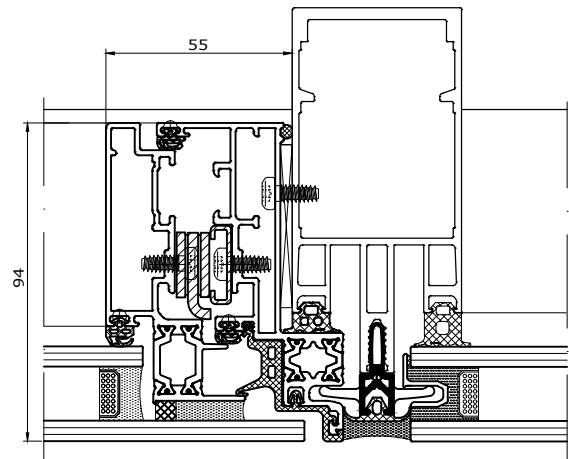
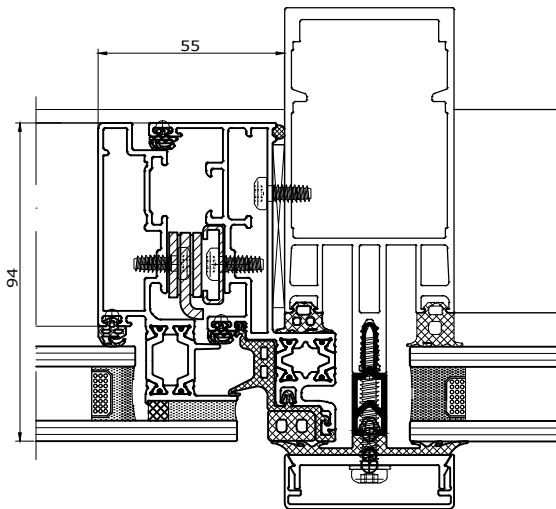
The size limitations of the system depends on the hardware used.  
Please refer to Comar's Technical Office for advice.



## Concealed vent overview

## Comar 6EFT

Copyright and ownership of this drawing is vested in EFT, Euro Facade Systems Ltd, whose prior written consent is required for its use, reproduction or for publication to any third party. All other rights reserved. Subject to modifications.



8.00

**Integrates into:**

Fully capped Curtain Walling  
2 sided with vertical capping  
(2sided SGV)

**Integrates into:**

2 sided with horizontal capping  
(2sided SGH)  
4 sided structural glazing  
(4sided SG)

**Limitations**

	Max. width	Max. height	Min. width	Max. weight
<b>Top project</b>	dependant on locking	2500mm	450mm mullion cts	180kg
<b>Side project</b>	838mm	dependant on locking	350mm mullion cts	55kg

**Notes:**

1. Vents either side of a faceted mullion may be possible depending on the angle, contact Comar's technical department for advice.
2. A minimum of a 60mm transom (Ref:1150) must be used above and below where a concealed vent is to be positioned.
3. For width / height / weight combination options, please contact Comar's technical department.

Changes reserved  
Sous reserve de modifications  
Änderungen vorbehalten

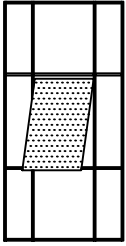
Issue: 05  
Date: 10-16

# Typical details

# 8

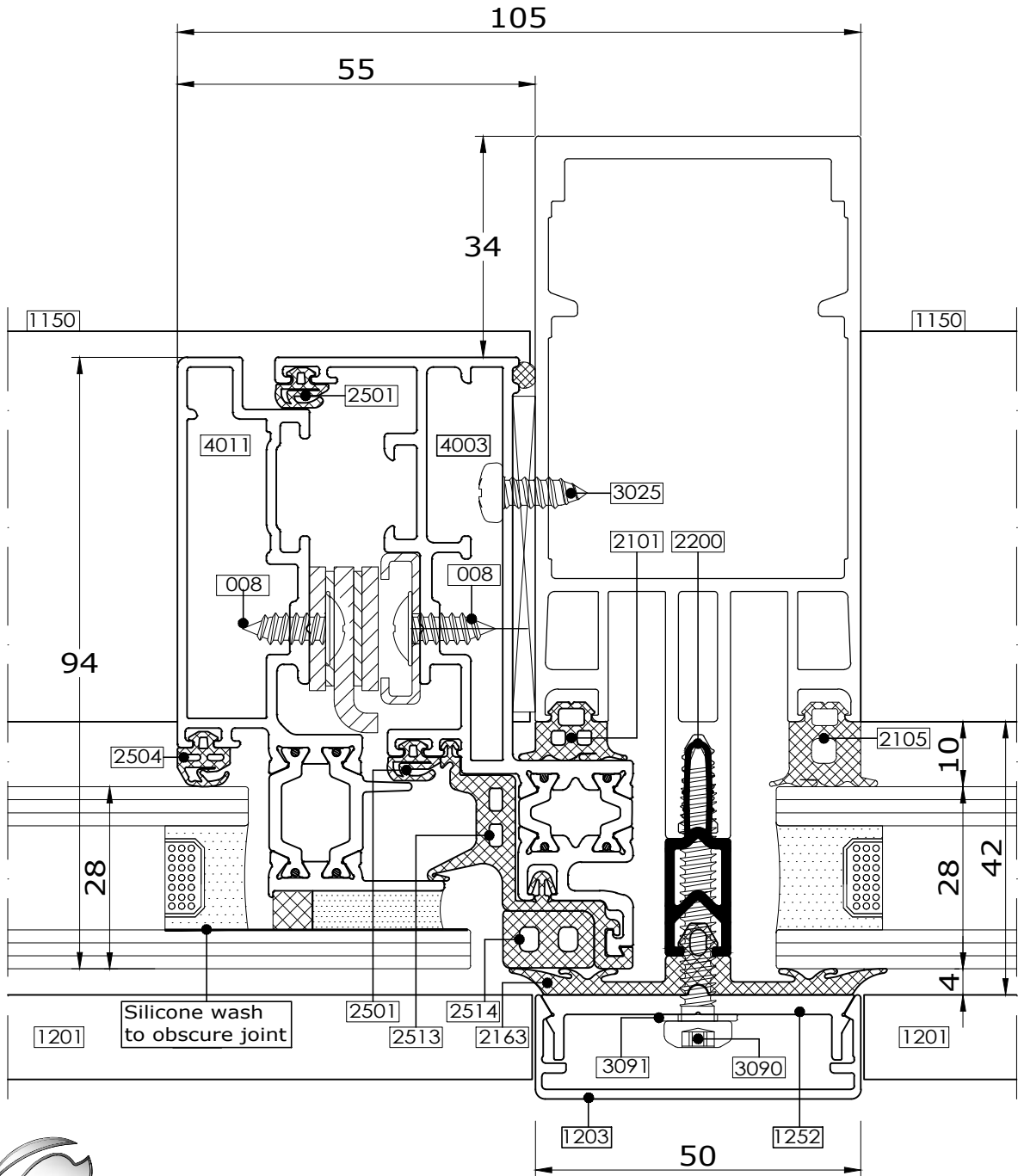
## Comar 6EFT

## Mullion detail with Concealed Vent Fully Capped Curtain Wall



8.01

Fabricators Guide



Copyright and ownership of this drawing is vested in EFT, Euro Facade Systems Ltd, whose prior written consent is required for its use, reproduction or for publication to any third party. All other rights reserved. Subject to modifications.

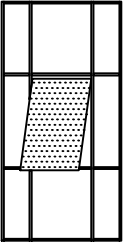


**comar**  
ARCHITECTURAL ALUMINIUM SYSTEMS

Changes reserved  
Sous reserve de modifications  
Änderungen vorbehalten

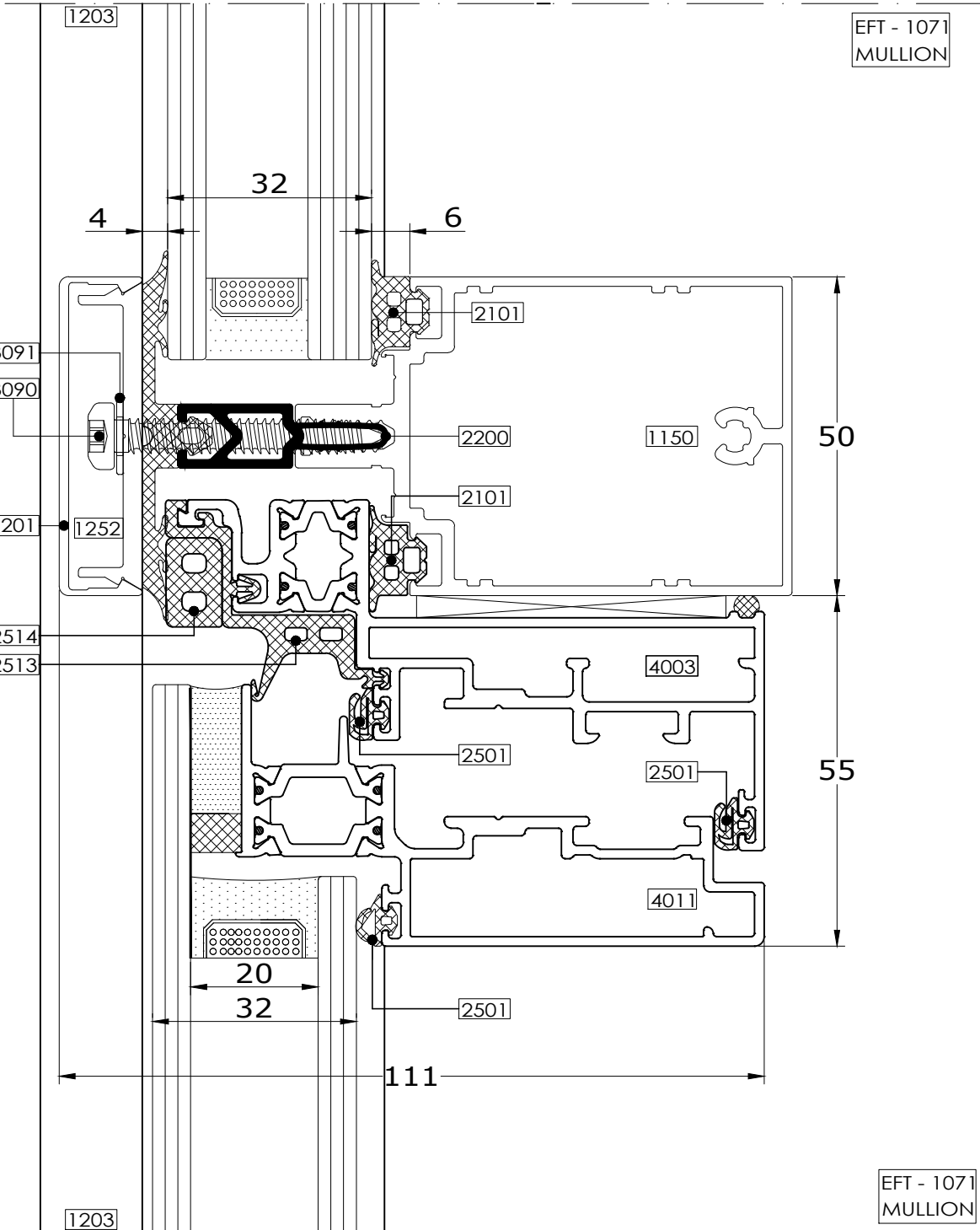
Issue: 05  
Date: 10-16

Transom detail with  
Concealed Vent  
Fully Capped Curtain Wall



8.02

Copyright and ownership of this drawing is vested in EFT,  
Euro Facade Systems Ltd, whose prior written consent is required  
for its use, reproduction or for publication to any third party.  
All other rights reserved. Subject to modifications.



Fabricators Guide

Changes reserved  
Sous reserve de modifications  
Änderungen vorbehalten

Issue: 05  
Date: 10-16



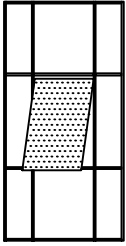
**comar**  
ARCHITECTURAL ALUMINIUM SYSTEMS

# Typical details

8

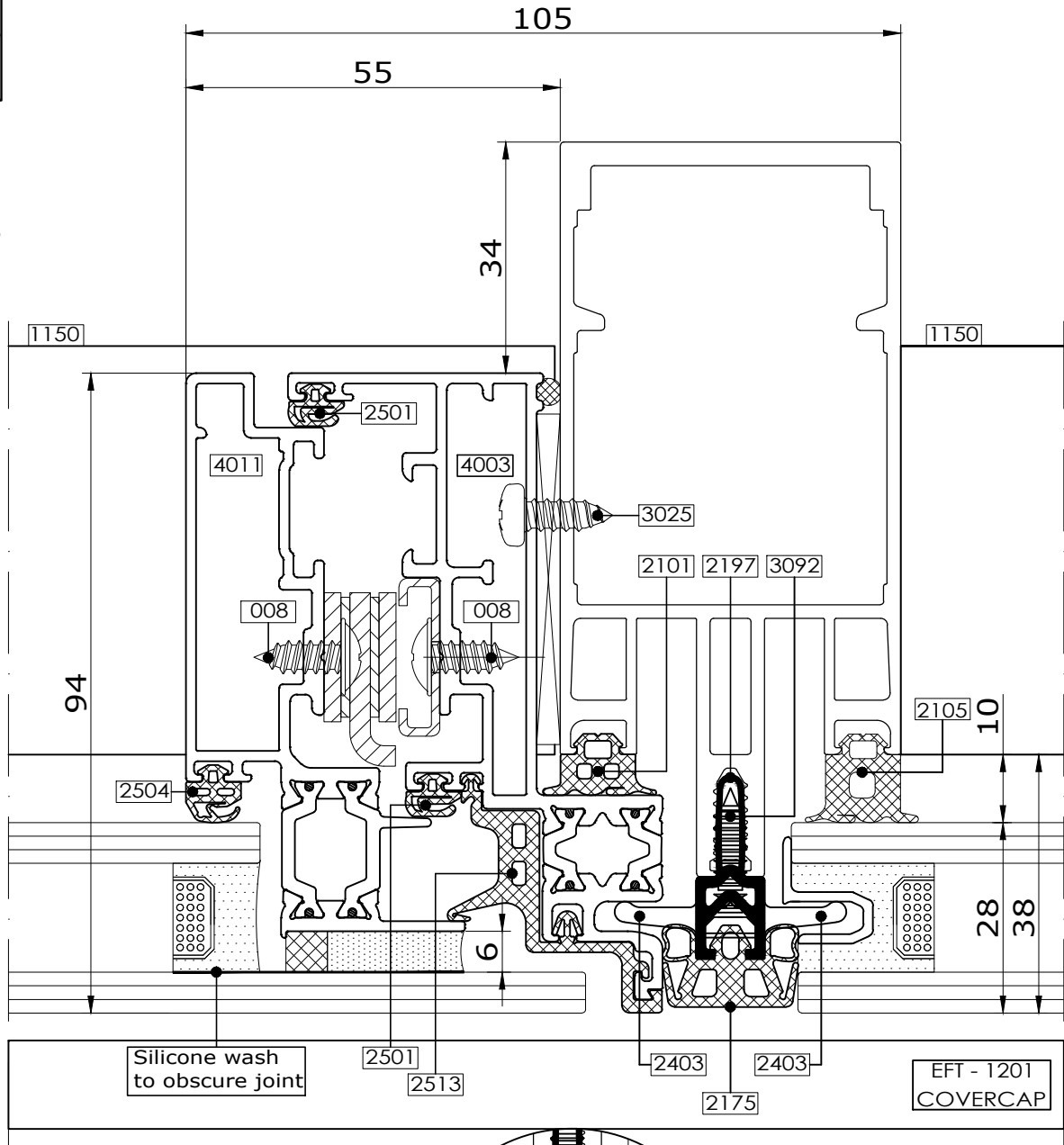
## Comar 6EFT

### Mullion detail with Concealed Vent 2sided SGH

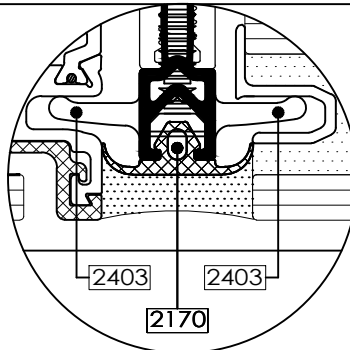


8.03

Fabricators Guide



Silicone seal  
also available  
using gasket  
2170



Copyright and ownership of this drawing is vested in EFT,  
Euro Facade Systems Ltd, whose prior written consent is required  
for its use, reproduction or for publication to any third party.  
All other rights reserved. Subject to modifications.

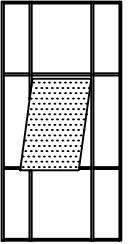


**comar**  
ARCHITECTURAL ALUMINIUM SYSTEMS

Changes reserved  
Sous reserve de modifications  
Änderungen vorbehalten

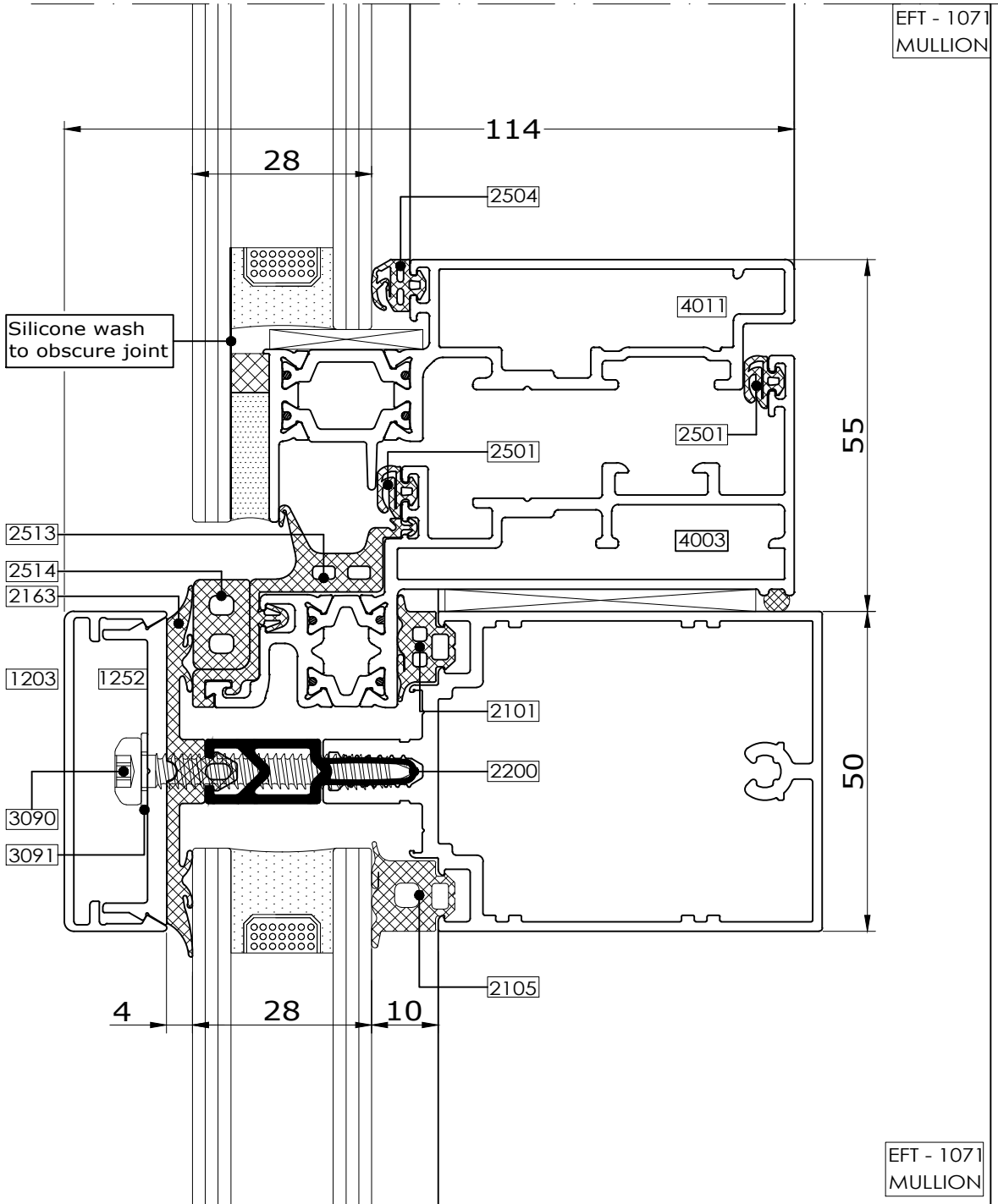
Issue: 05  
Date: 10-16

Transom detail with  
Concealed Vent  
2sided SGH



8.04

Copyright and ownership of this drawing is vested in EFT,  
Euro Facade Systems Ltd, whose prior written consent is required  
for its use, reproduction or for publication to any third party.  
All other rights reserved. Subject to modifications.



Changes reserved  
Sous reserve de modifications  
Änderungen vorbehalten

Issue:05  
Date: 10-16

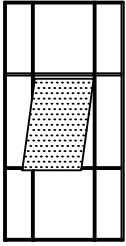


# Typical details

# 8

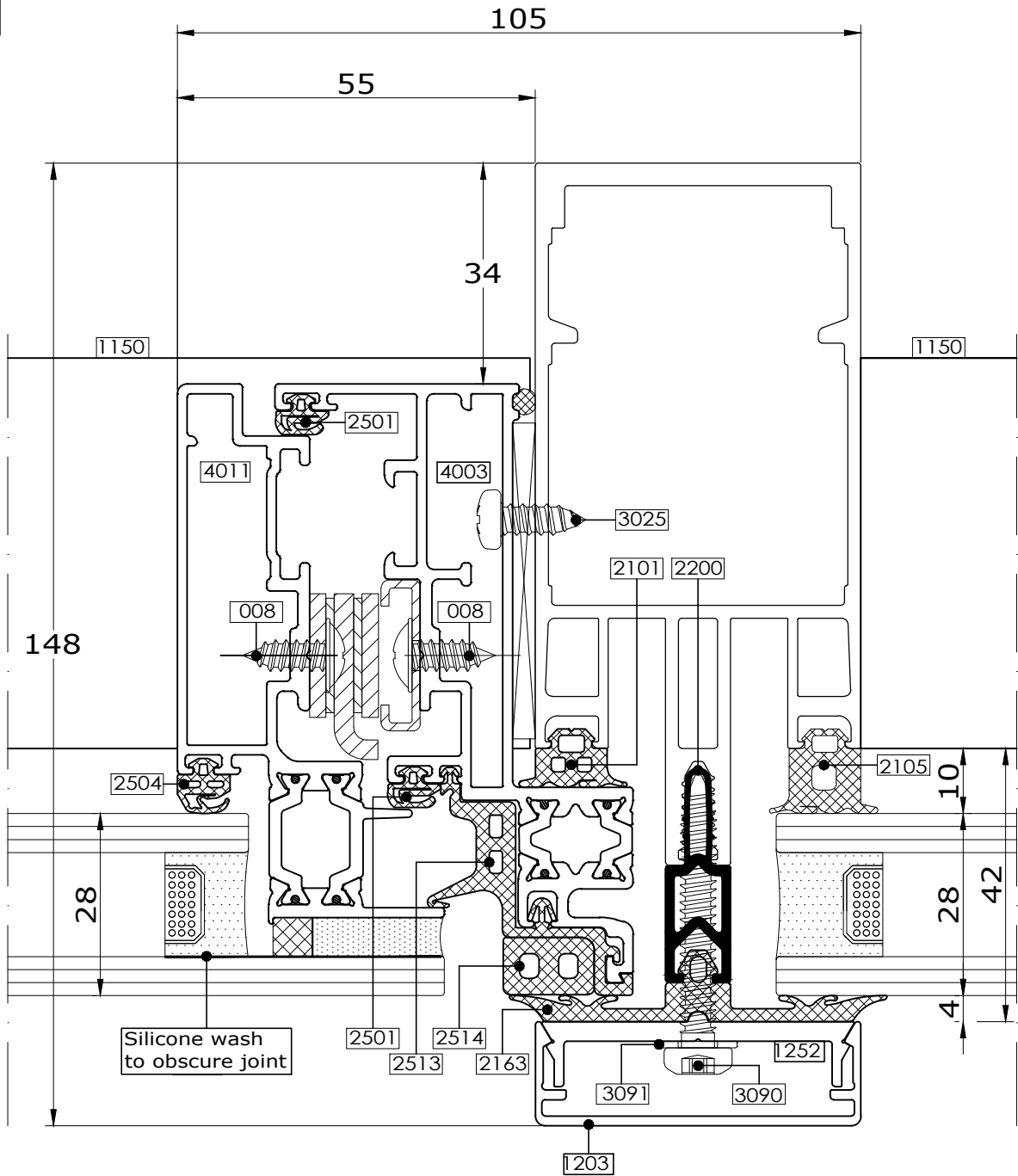
## Comar 6EFT

## Mullion detail with Concealed Vent 2sided SGV



8.05

Fabricators Guide



Copyright and ownership of this drawing is vested in EFT, Euro Facade Systems Ltd, whose prior written consent is required for its use, reproduction or for publication to any third party. All other rights reserved. Subject to modifications.



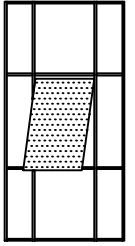
**comar**  
ARCHITECTURAL ALUMINIUM SYSTEMS

Changes reserved  
Sous reserve de modifications  
Änderungen vorbehalten

Issue: 05  
Date: 10-16

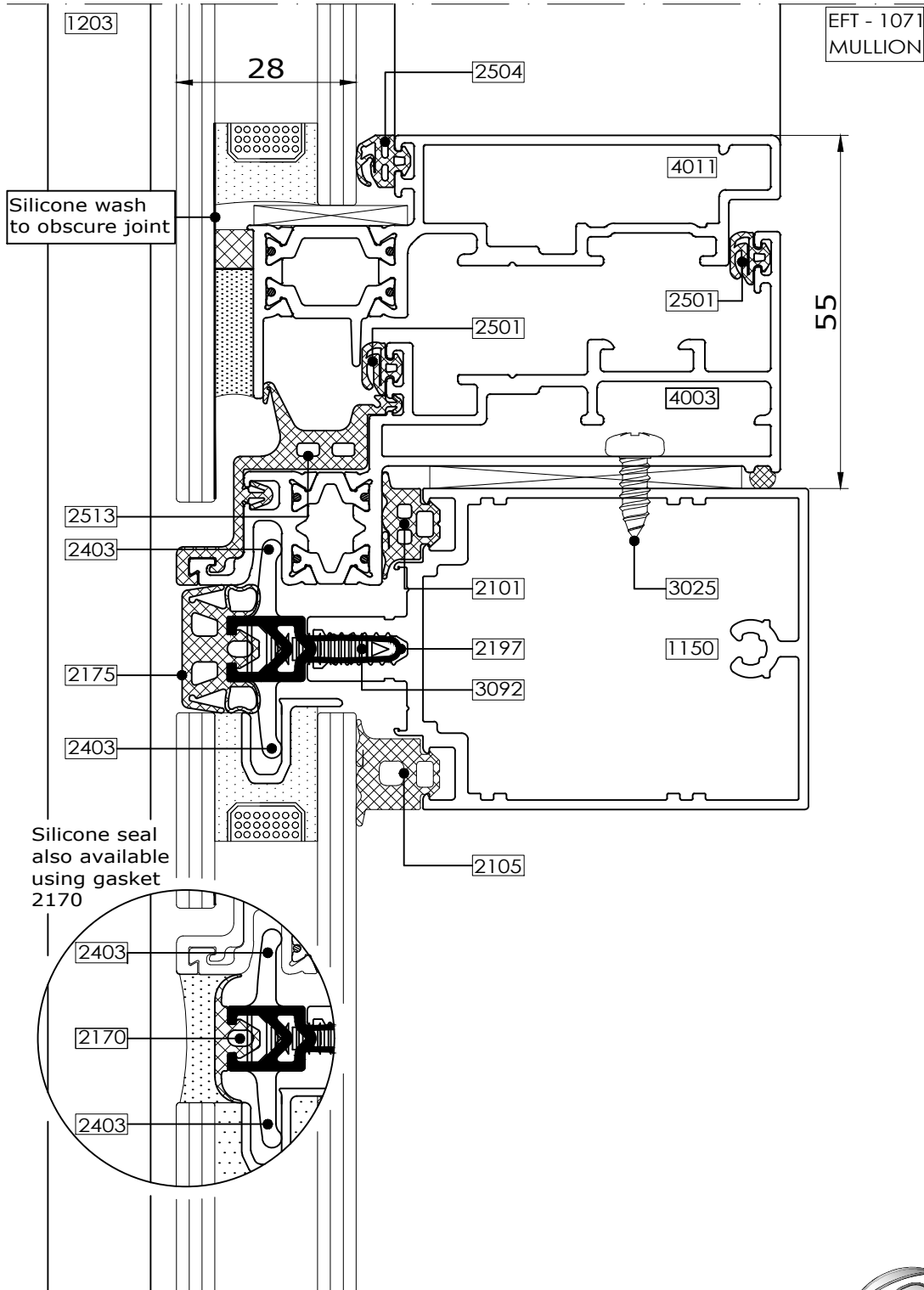


Transom detail with  
Concealed Vent  
2sided SGV



8.06

Copyright and ownership of this drawing is vested in EFT,  
Euro Facade Systems Ltd, whose prior written consent is required  
for its use, reproduction or for publication to any third party.  
All other rights reserved. Subject to modifications.



Changes reserved  
Sous reserve de modifications  
Änderungen vorbehalten

Issue:05  
Date: 10-16

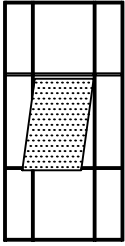


# Typical details

8

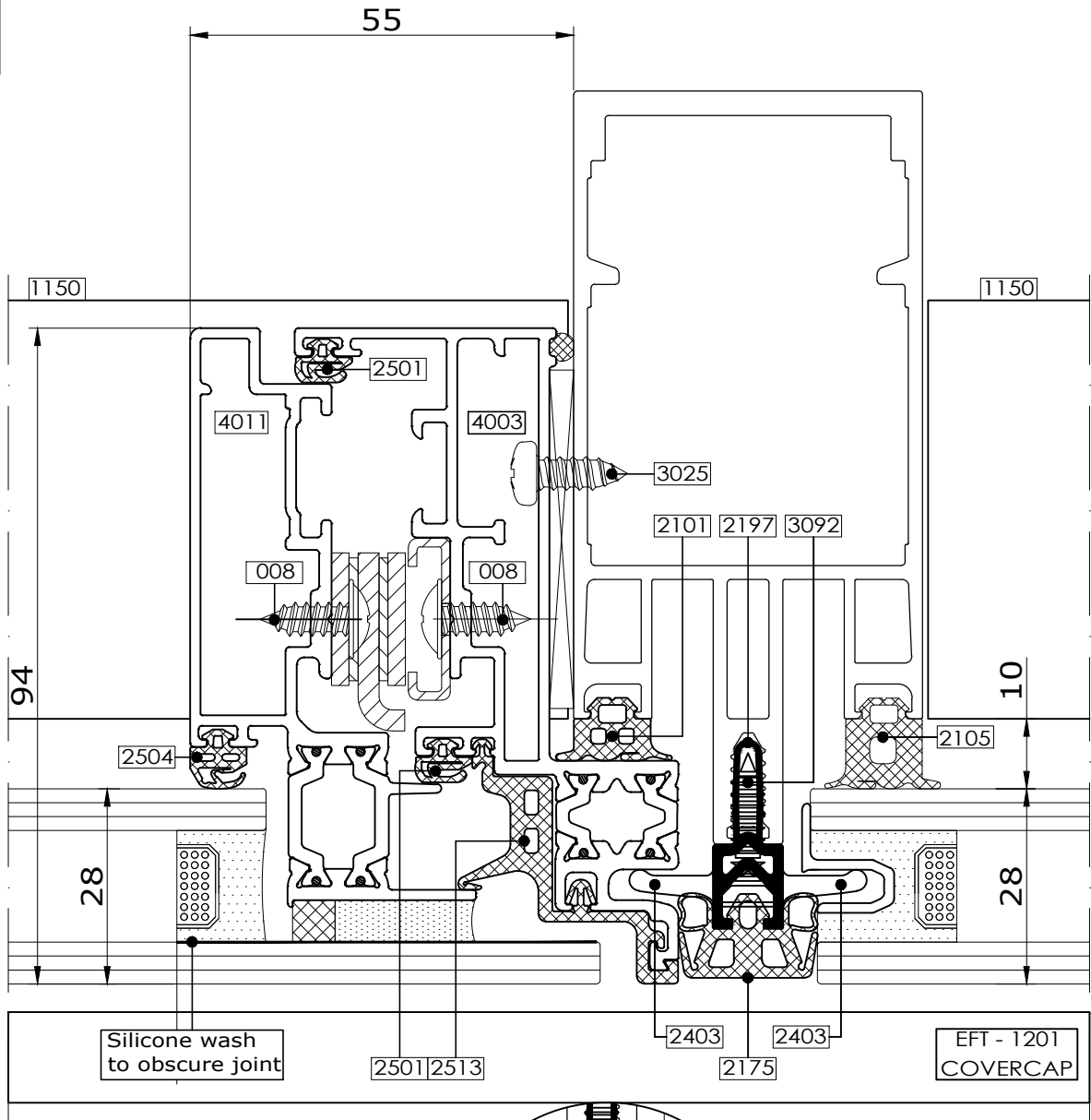
## Comar 6EFT

### Mullion detail with Concealed Vent 4sided SG

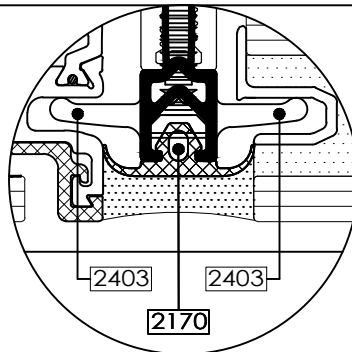


8.07

Fabricators Guide

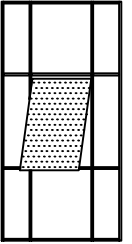


Silicone seal  
also available  
using gasket  
2170



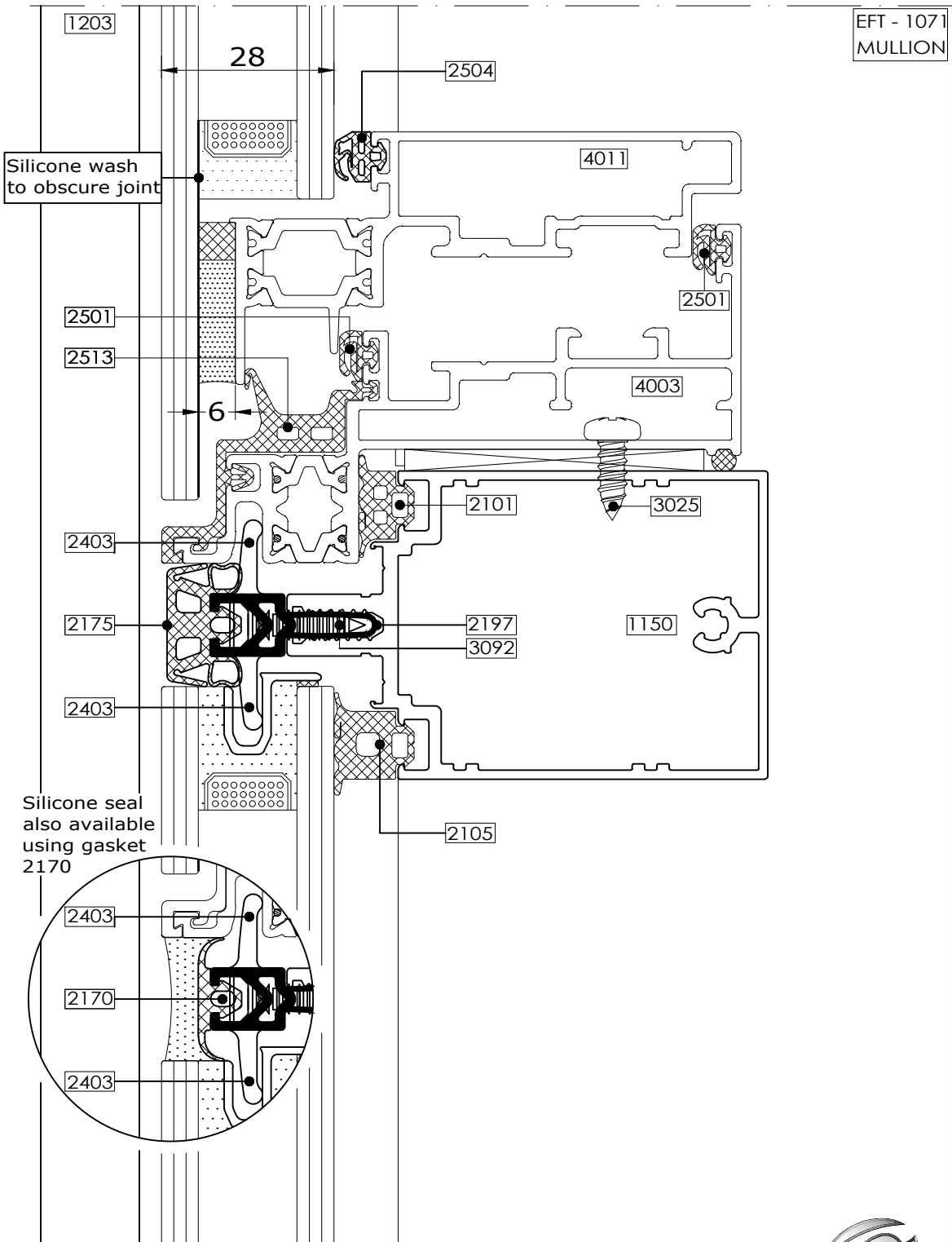
Copyright and ownership of this drawing is vested in EFT, Euro Facade Systems Ltd, whose prior written consent is required for its use, reproduction or for publication to any third party. All other rights reserved. Subject to modifications.

Transom detail with  
Concealed Vent  
4sided SG



8.08

Copyright and ownership of this drawing is vested in EFT, Euro Facade Systems Ltd, whose prior written consent is required for its use, reproduction or for publication to any third party. All other rights reserved. Subject to modifications.



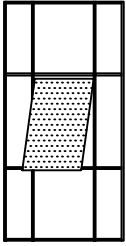
Changes reserved  
Sous reserve de modifications  
Änderungen vorbehalten

Issue:05  
Date: 10-16



Comar 6EFT

Future Additions



8.09 - 8.29

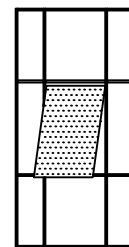
Fabricators Guide

FUTURE ADDITION

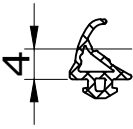
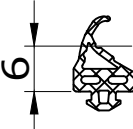

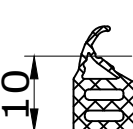
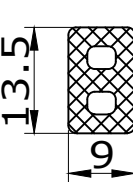

Copyright and ownership of this drawing is vested in EFT, Euro Facade Systems Ltd, whose prior written consent is required for its use, reproduction or for publication to any third party. All other rights reserved. Subject to modifications.

## EPDM gaskets

Copyright and ownership of this drawing is vested in EFT, Euro Facade Systems Ltd, whose prior written consent is required for its use, reproduction or for publication to any third party. All other rights reserved. Subject to modifications.

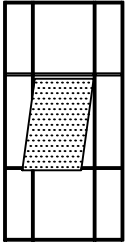


8.30

Illustration	Description	
	<b>2501</b> Window seal (EFT - 4011)  Material: EPDM Colour: Black Packing unit: 100 m Standard depth: 4mm	
	<b>2504</b> Window seal (EFT - 4011)  Material: EPDM Colour: Black Packing unit: 100 m Standard depth: 6mm	
	<b>2508</b> Window seal (EFT - 4011)  Material: EPDM Colour: Black Packing unit: 300 m Standard depth: 8mm	
	<b>2510</b> Window seal (EFT - 4011)  Material: EPDM Colour: Black Packing unit: 100 m Standard depth: 10mm	
	<b>2514</b> Window fill block (EFT - 4003)  Material: EPDM Colour: Black Packing unit: 50 m Standard depth: 9mm	
	<b>2518</b> Window seal (EFT - 4011)  Material: EPDM Colour: Black Packing unit: 300 m Standard depth: 2mm	

Changes reserved  
Sous reserve de modifications  
Änderungen vorbehalten

Issue: 05  
Date: 10-16



8.31

Fabricators Guide

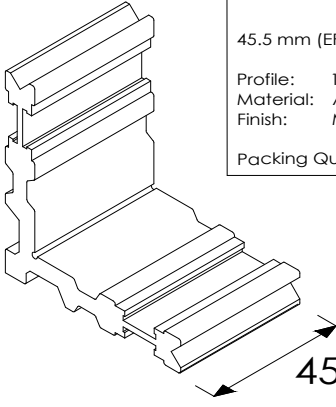
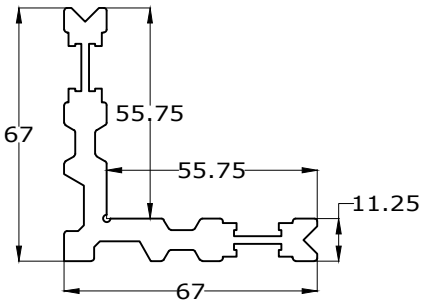
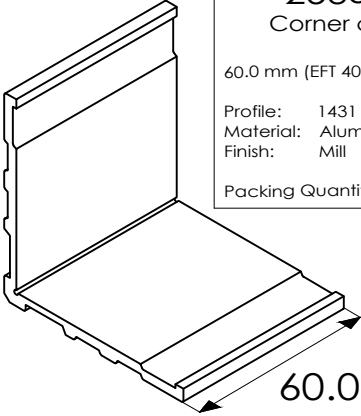
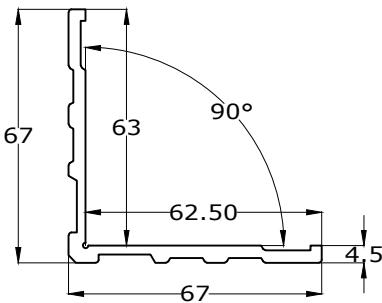
Illustration	Description	Illustration	Description
	<p><b>2513</b> Window air seal (EFT 4003)</p> <p>30 mm</p> <p>Material: EPDM Colour: Black Packing Quantity: 50 mts</p>		<p><b>2613</b> Window air seal moulded corner (EFT 4003)</p> <p>45 mm x 45mm</p> <p>Material: EPDM Colour: Black Packing Quantity: 10</p>

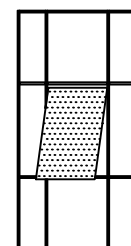
Copyright and ownership of this drawing is vested in EFT, Euro Facade Systems Ltd, whose prior written consent is required for its use, reproduction or for publication to any third party. All other rights reserved. Subject to modifications.



## Corner crimping cleats

Copyright and ownership of this drawing is vested in EFT, Euro Facade Systems Ltd, whose prior written consent is required for its use, reproduction or for publication to any third party. All other rights reserved. Subject to modifications.

Illustration	Description	Side View
	<p><b>2530 R</b> Corner cleat</p> <p>45.5 mm (EFT 4011)</p> <p>Profile: 1435 Material: Aluminium Finish: Mill</p> <p>Packing Quantity: 10 pcs</p>	
	<p><b>2535 R</b> Corner cleat</p> <p>60.0 mm (EFT 4011)</p> <p>Profile: 1431 Material: Aluminium Finish: Mill</p> <p>Packing Quantity: 10 pcs</p>	



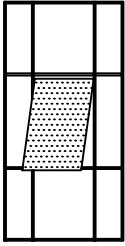
8.32

Changes reserved  
Sous reserve de modifications  
Änderungen vorbehalten

Issue: 05  
Date: 10-16

Comar 6EFT

Future Additions



8.33

Fabricators Guide

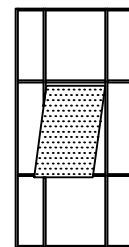
FUTURE ADDITION

Copyright and ownership of this drawing is vested in EFT, Euro Facade Systems Ltd, whose prior written consent is required for its use, reproduction or for publication to any third party. All other rights reserved. Subject to modifications.

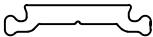
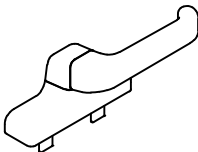


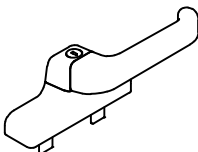
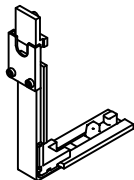
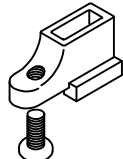


## Concealed vent hardware

## Comar 6EFT

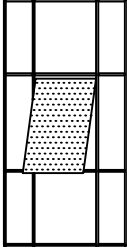


8.34

Illustration	Description	Illustration	Description
	<p><b>1340</b> Lock rod (EFT 4011)</p> <p>Material: Polyamide Colour: Black</p> <p>Packing unit: 5 pcs. Standard length: 4 m</p>		<p><b>5007</b> Handle - Non locking</p> <p>Colours: White, silver, black</p> <p>Materials:</p> <ul style="list-style-type: none"> <li>• Die-cast aluminium handle</li> <li>• Cremona case, gear</li> <li>• Die cast zamak racks, sliding elements &amp; misalignment block</li> <li>• Hostaform internal protection &amp; terminal board</li> <li>• Steel spring</li> <li>• Stainless steel screw &amp; fixing plate.</li> </ul> <p>Packing unit: 1 pcs.</p>
	<p><b>5001</b> Curtain wall striker</p> <p>Material: Aluminium Colour: Mill</p> <p>Packing unit: 20</p>		
	<p><b>5002</b> Adjustable pawl</p> <p>Material: Zamak base &amp; pawl. Stainless steel screws</p> <p>Packing unit: 20</p>		<p><b>5008</b> Handle - Locking</p> <p>Colours: White, silver, black</p> <p>Materials:</p> <ul style="list-style-type: none"> <li>• Die-cast aluminium handle</li> <li>• Cremona case, gear</li> <li>• Die cast zamak racks, sliding elements &amp; misalignment block</li> <li>• Hostaform internal protection &amp; terminal board</li> <li>• Steel spring</li> <li>• Stainless steel screw &amp; fixing plate.</li> </ul> <p>Packing unit: 1 pcs.</p>
	<p><b>5003</b> Corner cleat</p> <p>Material: Zamak body &amp; hand. Stainless steel grub screws and plates</p> <p>Packing unit: 10</p>		
	<p><b>5004</b> Connection block</p> <p>Material: White galvanised zamak. White galvanised steel fixing screw</p> <p>Packing unit: 10</p>		

## Comar 6EFT

## Friction hinges details



NOTE: VENTS OF 100 KG MUST BE FITTED WITH CAM ADJUSTMENT DEVICES, WHICH ARE OPTIONAL ON LIGHTER VENTS. SEPARATE RESTRICTORS, VENT HOLDING DEVICES OR AN OPERATING MECHANISM MAY BE REQUIRED TO HOLD LARGE VENTS IN A SELECTED VENTILATION POSITION AGAINST VARIABLE WIND PRESSURE.

### 8.35

RESTRICTORS:	
•	HN013XSLF
•	HN014XSLF
•	HN015XSLF
•	HN016XSLF
•	HN018XSLF
•	HN020XSLF

Note: For Max. Sash Width please contact the Comar Technical Dept.

HINGE TYPE	HINGE REF.	HINGE SIZE, in/mm	MINIMUM WIDTH*, mm	MINIMUM HEIGHT*, mm	MAXIMUM WIDTH*, mm	MAXIMUM HEIGHT*, mm	MAXIMUM WEIGHT**,kg
<b>DEFENDER</b>							
<b>TOP/PROJ CS955 CS956/ CS957</b>	HN025XSLF	12"/310	-	350	-	550	20
	HN026XSLF	16"/412	-	500	-	780	21
	HN027XSLF	20"/513	-	700	-	1100	26
	HN028XSLF	24"/615	-	850	-	1300	40
<b>SIDE/PROJ CS955 CS956/ CS957</b>	HN022XSLF	12"/310	300	-	600	-	22
	HN021XSLF	16"/412	400	-	700	-	24
<b>DEFENDER PLUS</b>							
<b>SIDE/PROJ CS955 CS956/ CS957</b>	HN516XSLF	16"/412	400	-	1000	-	40
<b>DEFENDER EGRESS</b>							
<b>SIDE/PROJ CS955 CS956/CS957</b>	HN038XSLF	12"/310	300	-	600	-	22
	HN039XSLF	16"/413	400	-	700	-	24
<b>STERLING</b>							
<b>TOP/PROJ CS955/CS956/ CS957</b>	HN505XSLF	22"/567	-	1090	-	1500	100
<b>TOP/PROJ CS956/CS957</b>	HN515XSLF	22"/567	-	1500	-	2000	100
	HN506XSLF	26"/680	-	2000	-	2500	180
<b>SIDE/PROJ CS955 CS956/CS957</b>	HN507XSLF	10"/262	300	-	660	-	38
	HN508XSLF	16"/415	450	-	838	-	55

\* Sizes shown for window vents only.  
\*\* Maximum weights determined by manufacturers hardware options.

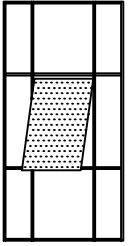
Copyright and ownership of this drawing is vested in EFT,  
Euro Facade Systems Ltd, whose prior written consent is required  
for its use, reproduction or for publication to any third party.  
All other rights reserved. Subject to modifications.

## Future Additions

8

Fabrication

Comar 6EFT



8.36

FUTURE  
ADDITION

Fabricators Guide

Changes reserved  
Sous reserve de modifications  
Änderungen vorbehalten

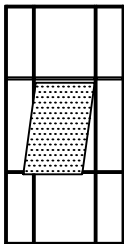
Issue: 05  
Date: 10-16

Fabrication

8

Comar 6EFT

Future Additions



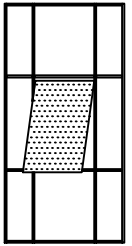
8.37 - 8.39

Fabricators Guide

FUTURE  
ADDITION

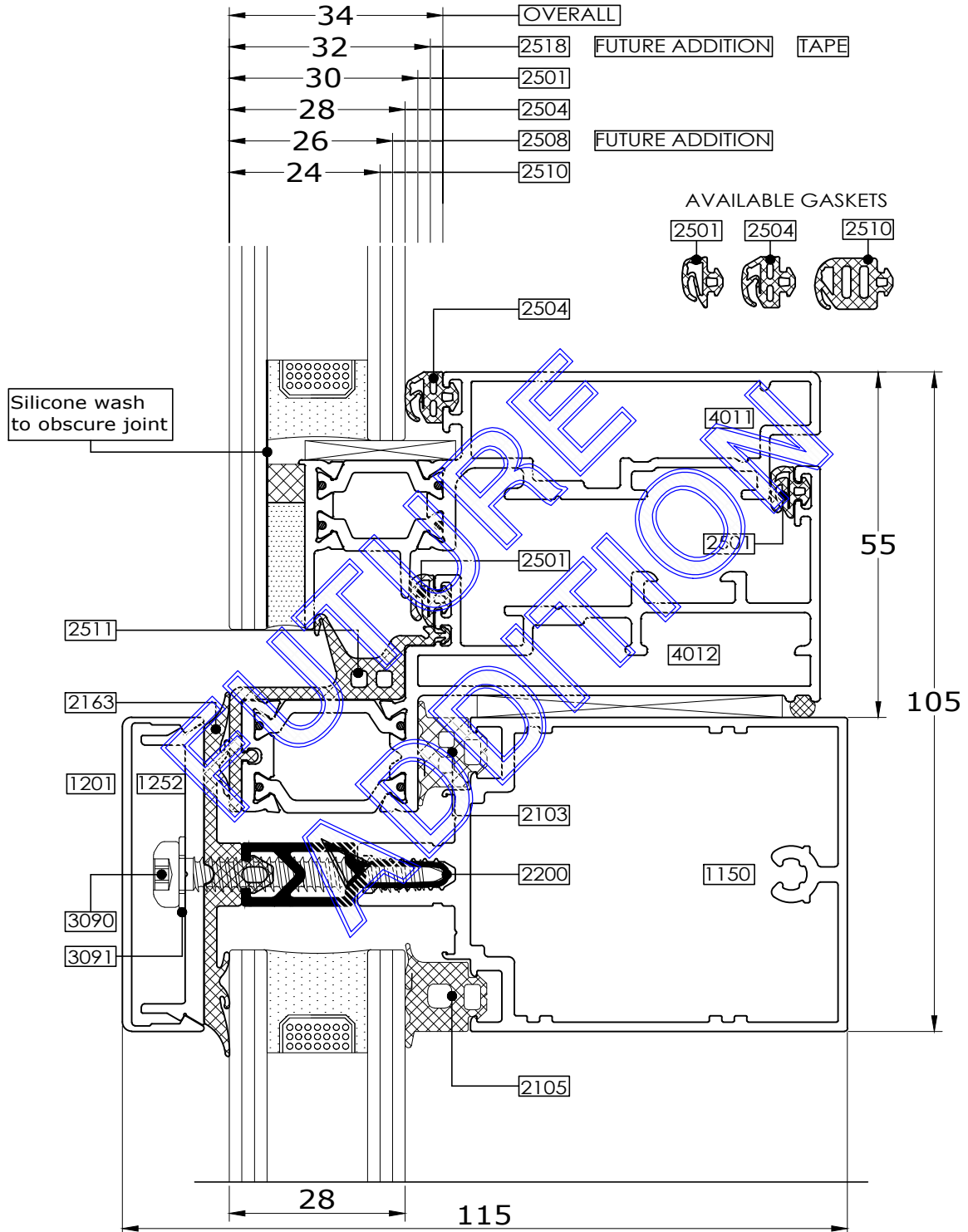
Copyright and ownership of this drawing is vested in EFT,  
Euro Facade Systems Ltd, whose prior written consent is required  
for its use, reproduction or for publication to any third party.  
All other rights reserved. Subject to modifications.

Glazing chart  
4011 / 4012



8.40

Copyright and ownership of this drawing is vested in EFT, Euro Facade Systems Ltd, whose prior written consent is required for its use, reproduction or for publication to any third party. All other rights reserved. Subject to modifications.



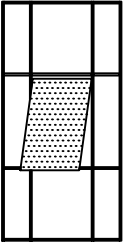
Fabricators Guide

Changes reserved  
Sous reserve de modifications  
Änderungen vorbehalten

Issue: 05  
Date: 10-16

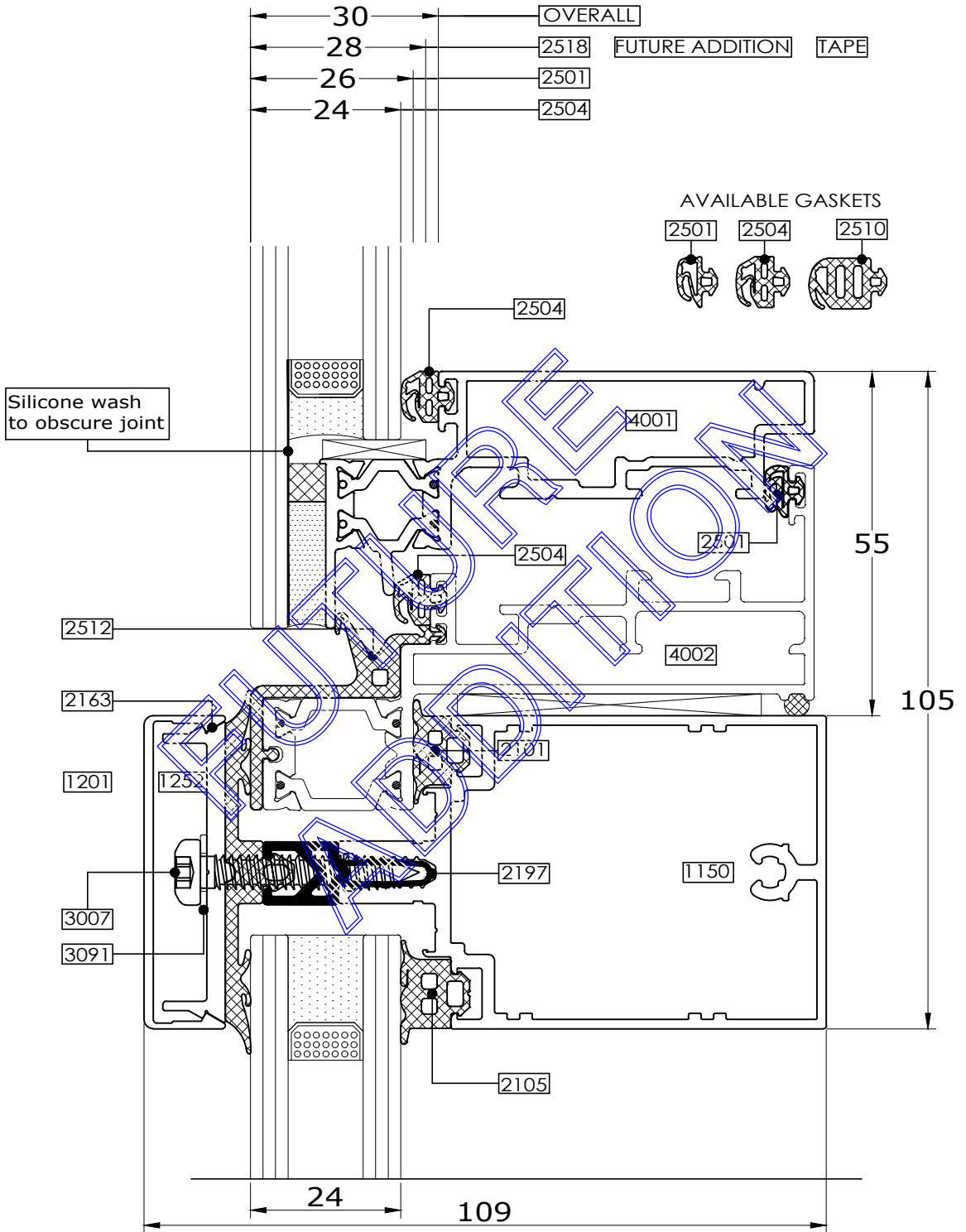
Comar 6EFT

Glazing chart  
4001 / 4002



8.41

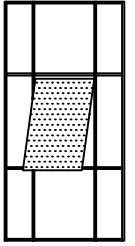
Fabricators Guide



Copyright and ownership of this drawing is vested in EFT, Euro Facade Systems Ltd, whose prior written consent is required for its use, reproduction or for publication to any third party. All other rights reserved. Subject to modifications.

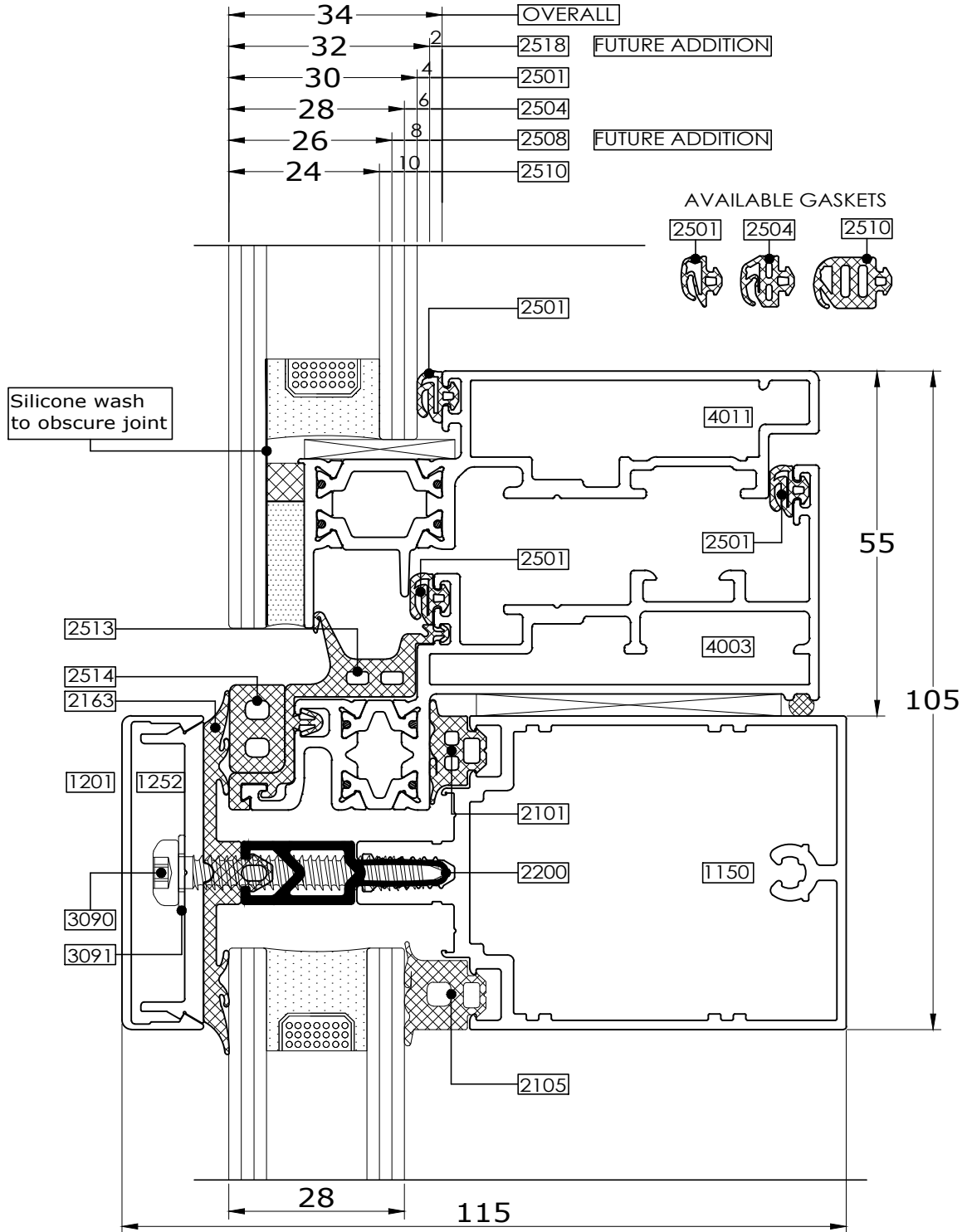
Glazing chart - Capped  
4003 / 4011

Comar 6EFT



8.42

Copyright and ownership of this drawing is vested in EFT, Euro Facade Systems Ltd, whose prior written consent is required for its use, reproduction or for publication to any third party. All other rights reserved. Subject to modifications.



Fabricators Guide

Changes reserved  
Sous reserve de modifications  
Änderungen vorbehalten

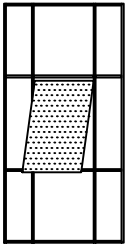
Issue: 05  
Date: 10-16

# Glazing charts

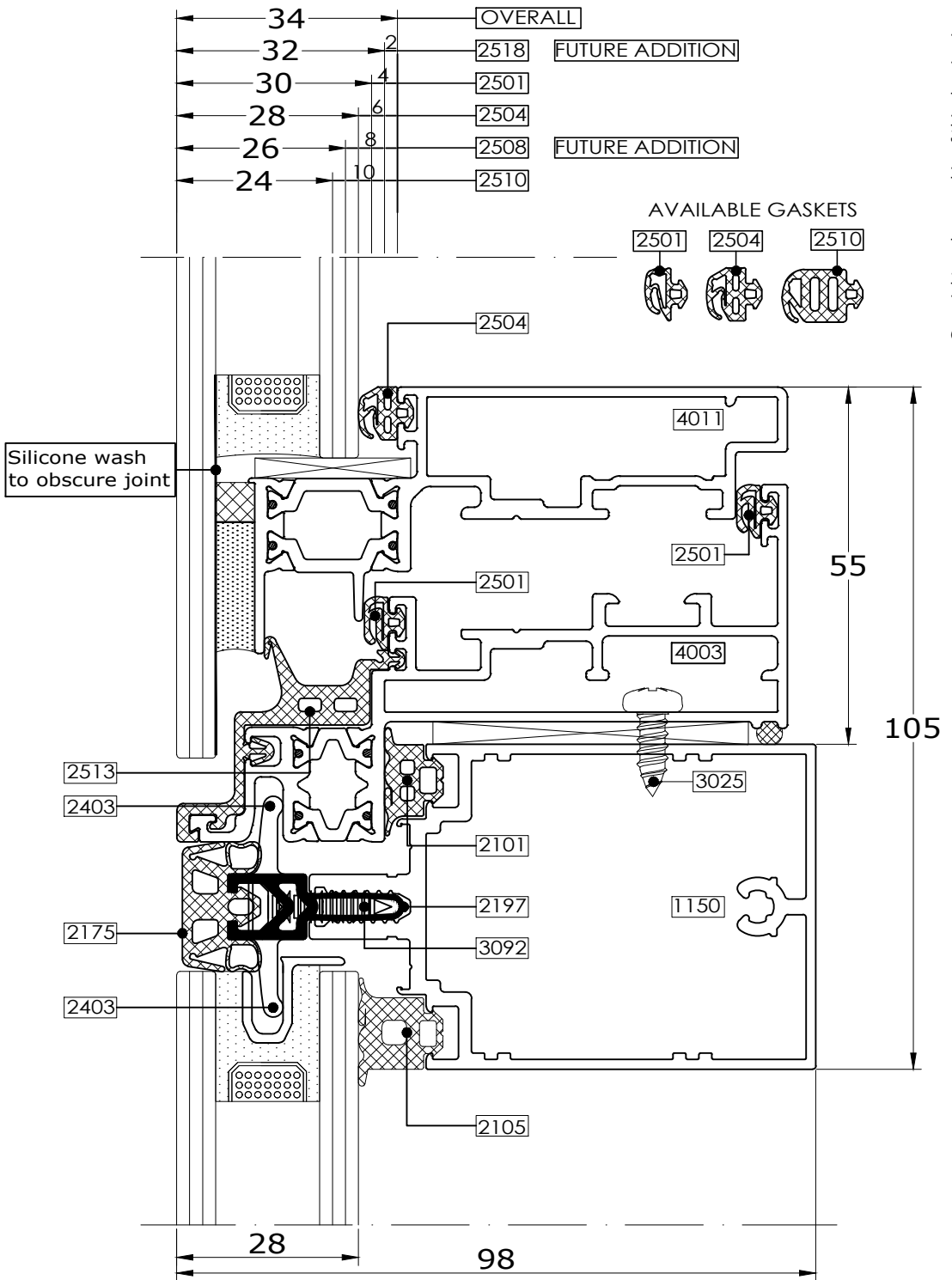
# 8

## Comar 6EFT

## Glazing chart - SG 4003 / 4011



8.43

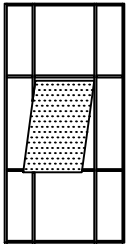


Copyright and ownership of this drawing is vested in EFT, Euro Facade Systems Ltd, whose prior written consent is required for its use, reproduction or for publication to any third party. All other rights reserved. Subject to modifications.

Fabricators Guide

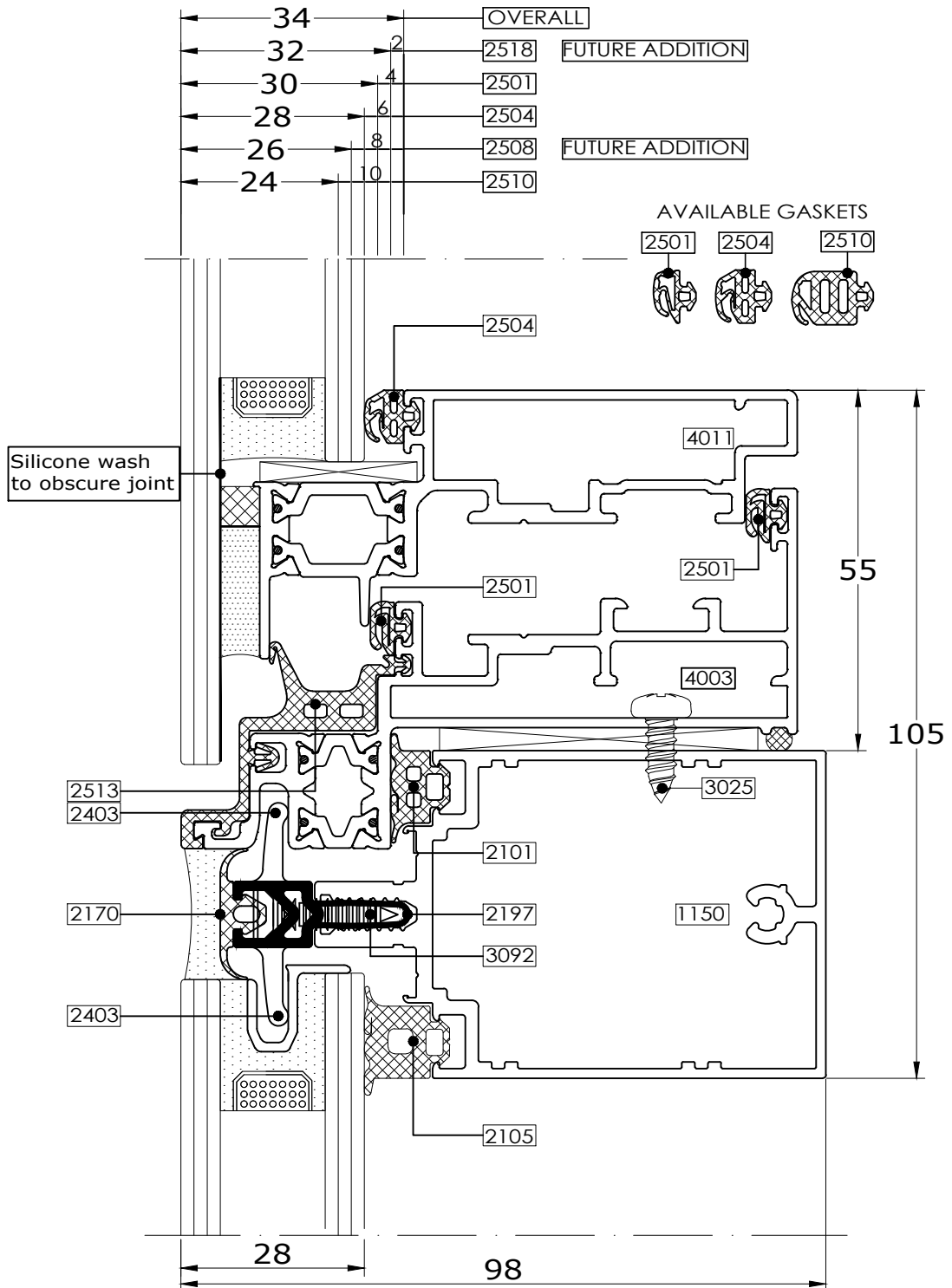


Glazing chart - SG  
4003 / 4011



8.44

Copyright and ownership of this drawing is vested in EFT, Euro Facade Systems Ltd, whose prior written consent is required for its use, reproduction or for publication to any third party. All other rights reserved. Subject to modifications.



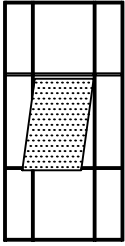
Fabricators Guide

Changes reserved  
Sous reserve de modifications  
Änderungen vorbehalten

Issue: 05  
Date: 10-16

Comar 6EFT

Future Additions



8.45 - 8.49

Fabricators Guide

FUTURE ADDITION

Copyright and ownership of this drawing is vested in EFT, Euro Facade Systems Ltd, whose prior written consent is required for its use, reproduction or for publication to any third party. All other rights reserved. Subject to modifications.

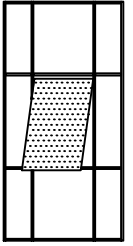
Copyright and ownership of this drawing is vested in EFT,  
Euro Facade Systems Ltd, whose prior written consent is required  
for its use, reproduction or for publication to any third party.  
All other rights reserved. Subject to modifications.

## Future Additions

8

## Glazing charts

Comar 6EFT



8.50

FUTURE  
ADDITION

Fabricators Guide

Changes reserved  
Sous reserve de modifications  
Änderungen vorbehalten

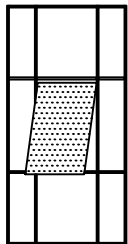
Issue: 05  
Date: 10-16

# Fabrication

# 8

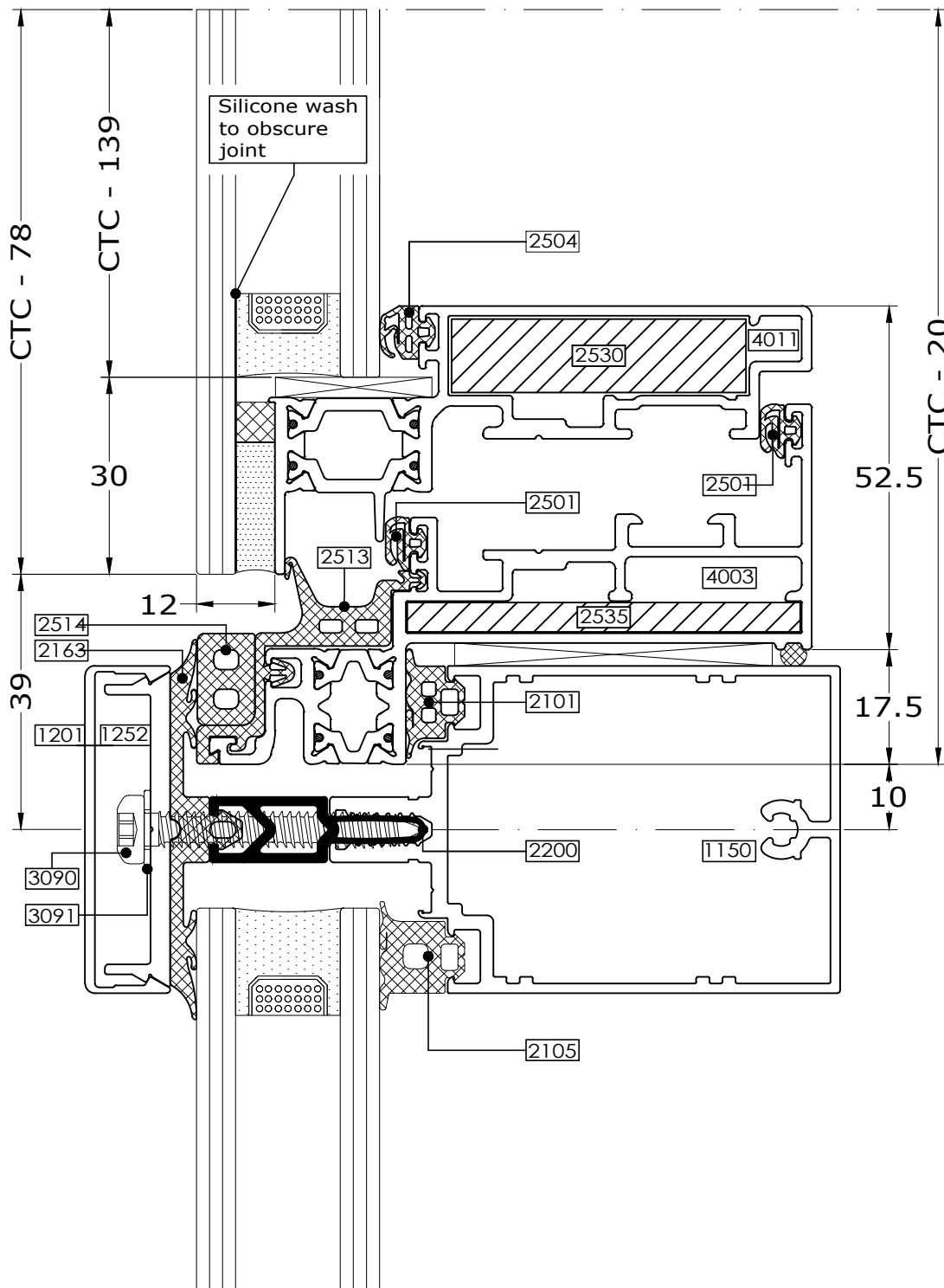
## Comar 6EFT

Cutting sizes - 4003/4011  
Capped



8.51

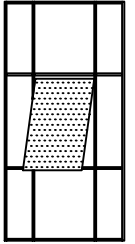
Fabricators Guide



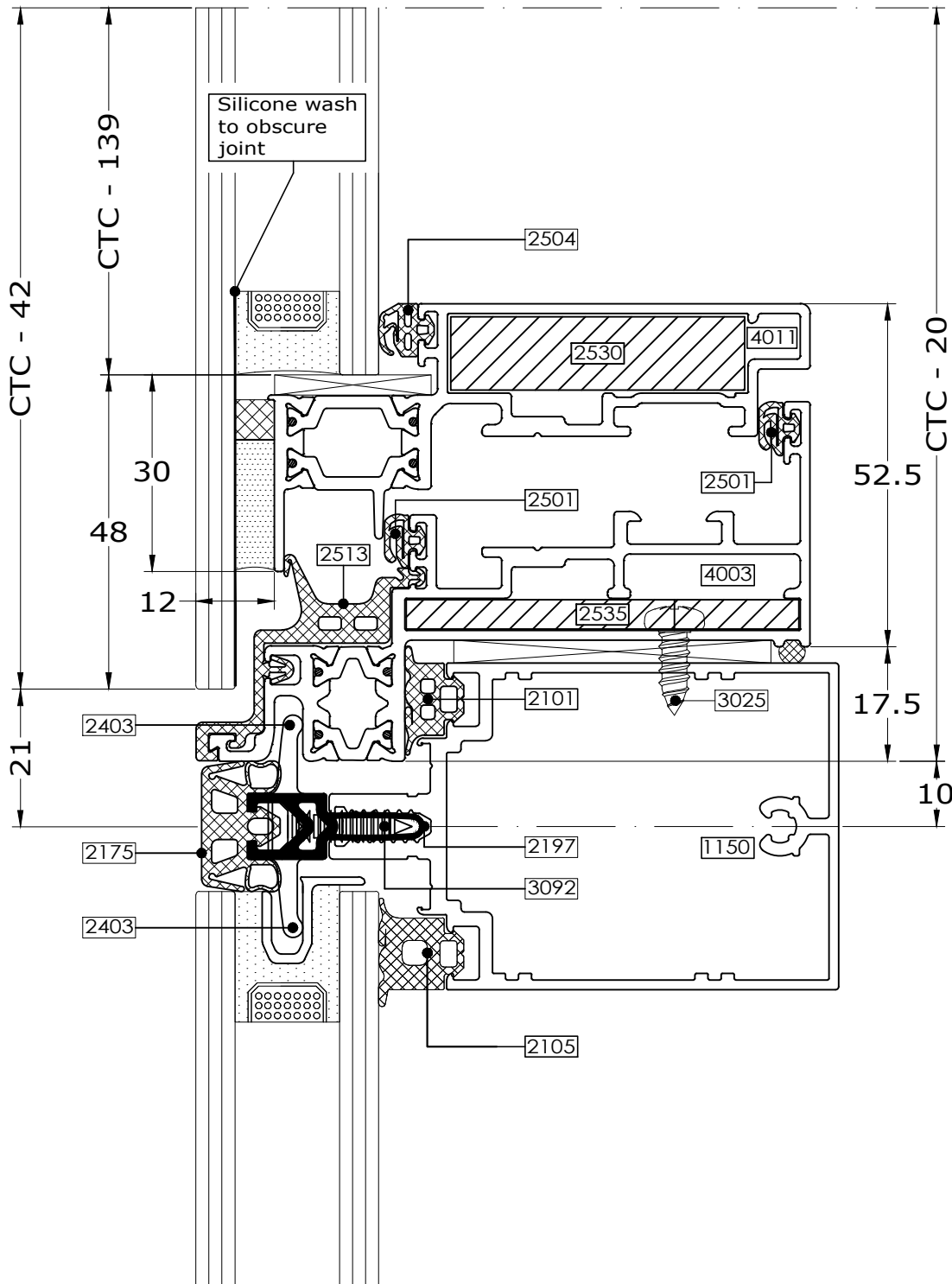
Copyright and ownership of this drawing is vested in EFT, Euro Facade Systems Ltd, whose prior written consent is required for its use, reproduction or for publication to any third party. All other rights reserved. Subject to modifications.

Cutting sizes - 4003 / 4011  
SG

Comar 6EFT



8.52



Copyright and ownership of this drawing is vested in EFT, Euro Facade Systems Ltd, whose prior written consent is required for its use, reproduction or for publication to any third party. All other rights reserved. Subject to modifications.

Changes reserved  
Sous reserve de modifications  
Änderungen vorbehalten

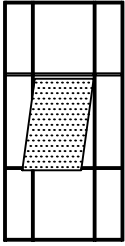
Issue: 05  
Date: 10-16

# Fabrication

# 8

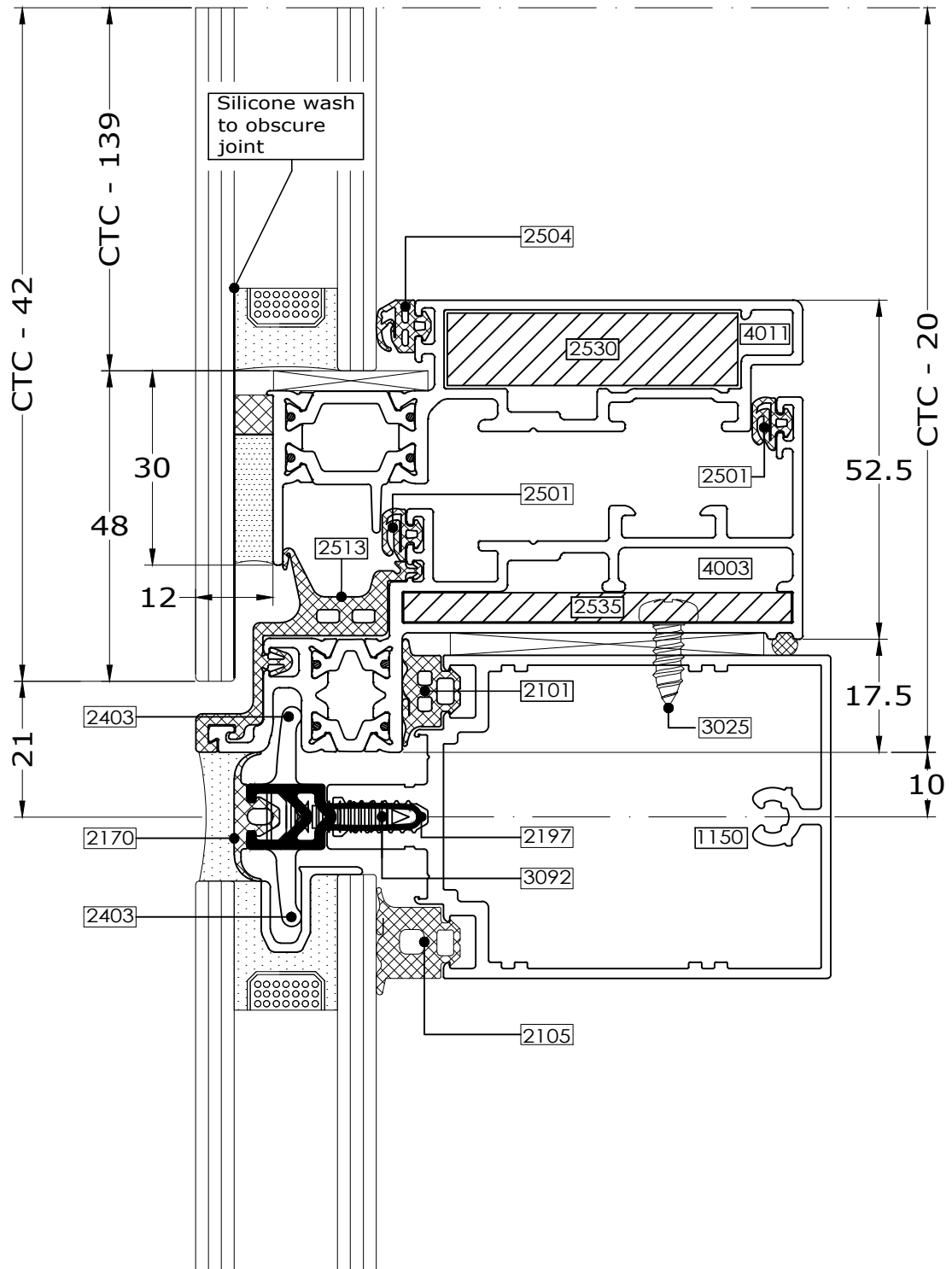
## Comar 6EFT

Cutting sizes - 4003/4011  
SG



8.53

### Fabricators Guide



Copyright and ownership of this drawing is vested in EFT,  
Euro Facade Systems Ltd, whose prior written consent is required  
for its use, reproduction or for publication to any third party.  
All other rights reserved. Subject to modifications.



**comar**  
ARCHITECTURAL ALUMINIUM SYSTEMS

Changes reserved  
Sous reserve de modifications  
Änderungen vorbehalten

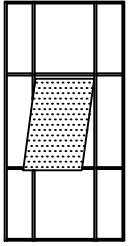
Issue: 05  
Date: 10-16

Copyright and ownership of this drawing is vested in EFT, Euro Facade Systems Ltd, whose prior written consent is required for its use, reproduction or for publication to any third party. All other rights reserved. Subject to modifications.

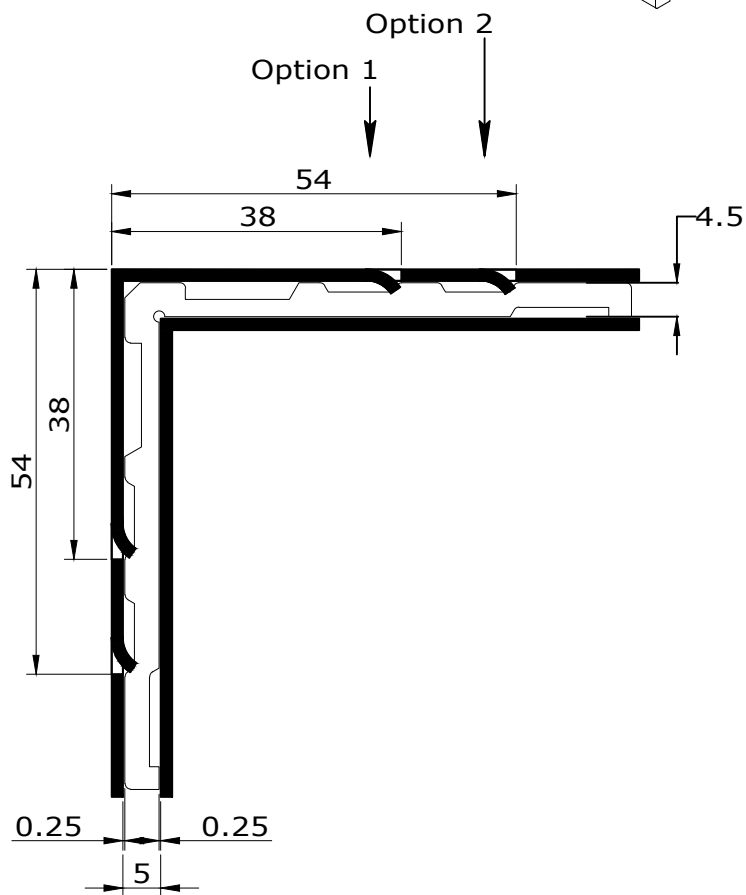
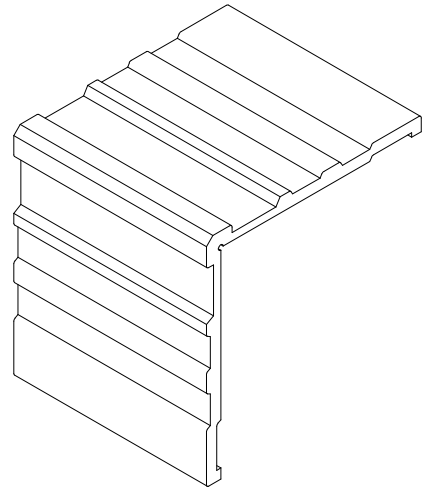
## Crimping options Profile 1431

# 8 Fabrication

## Comar 6EFT



8.54



Fabricators Guide

Changes reserved  
Sous reserve de modifications  
Änderungen vorbehalten

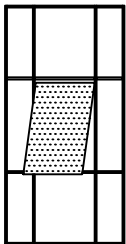
Issue: 05  
Date: 10-16

# Fabrication

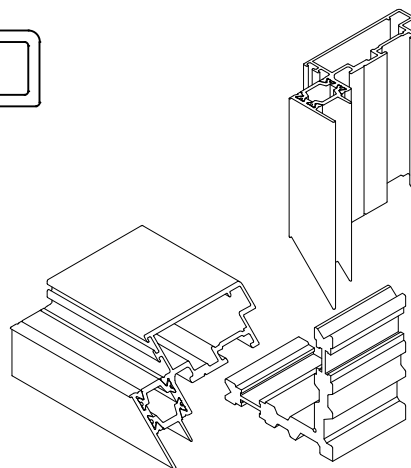
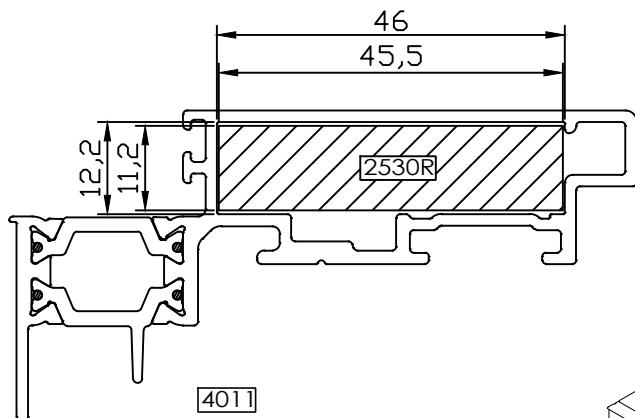
# 8

## Comar 6EFT

### Concealed vent sash crimping cleats

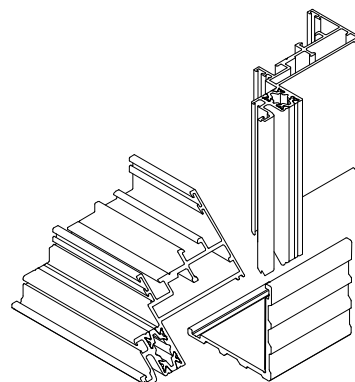
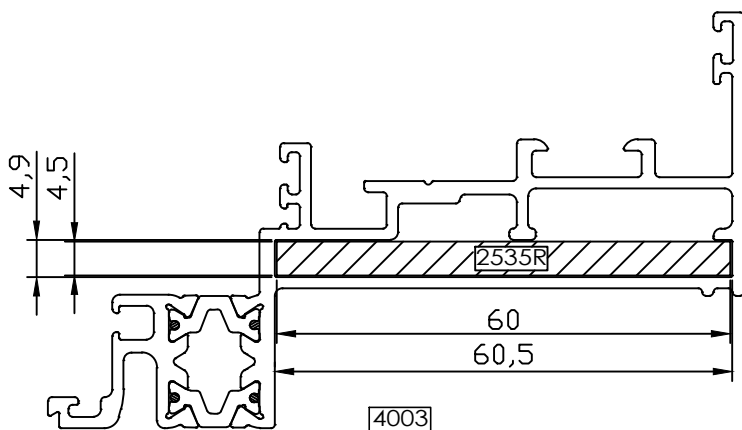


8.55



Use cleat 2530R  
(cut from profile 1435)

## Fabricators Guide



Use cleat 2535R  
(cut from profile 1431)

Copyright and ownership of this drawing is vested in EFT, Euro Facade Systems Ltd, whose prior written consent is required for its use, reproduction or for publication to any third party. All other rights reserved. Subject to modifications.



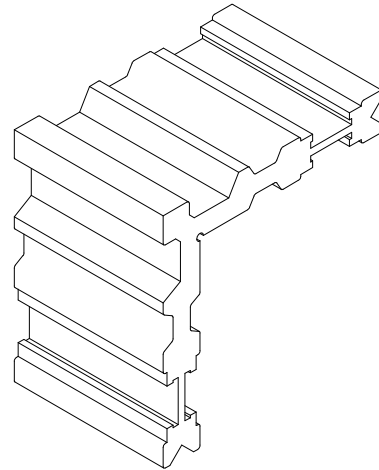
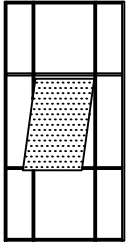
Copyright and ownership of this drawing is vested in EFT,  
Euro Facade Systems Ltd, whose prior written consent is required  
for its use, reproduction or for publication to any third party.  
All other rights reserved. Subject to modifications.

8

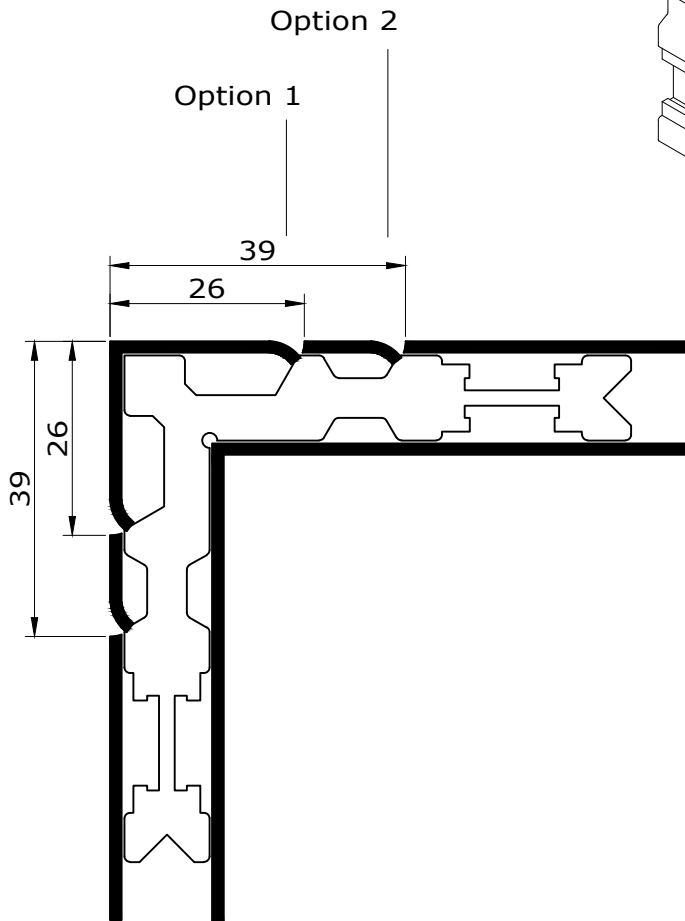
Fabrication

### Crimping options for EFT - 2530 cut from profile 1435

Comar 6EFT



8.56



Fabricators Guide

Changes reserved  
Sous reserve de modifications  
Änderungen vorbehalten

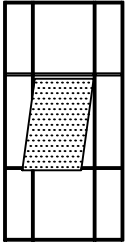
Issue: 05  
Date: 10-16

Typical details

8

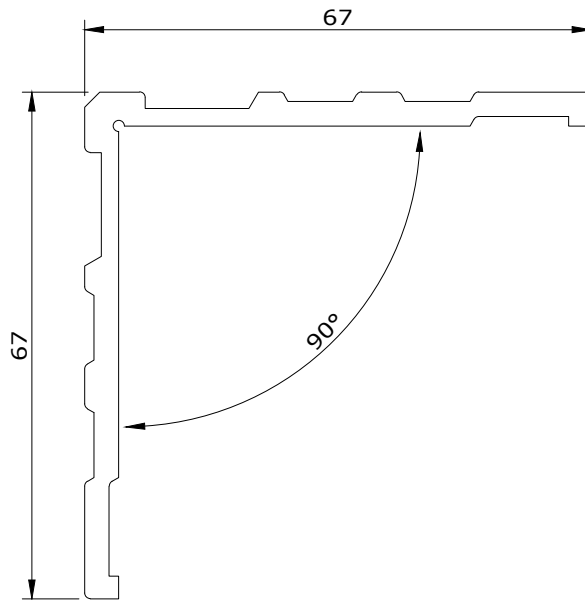
Comar 6EFT

Concealed vent sash  
crimping cleats

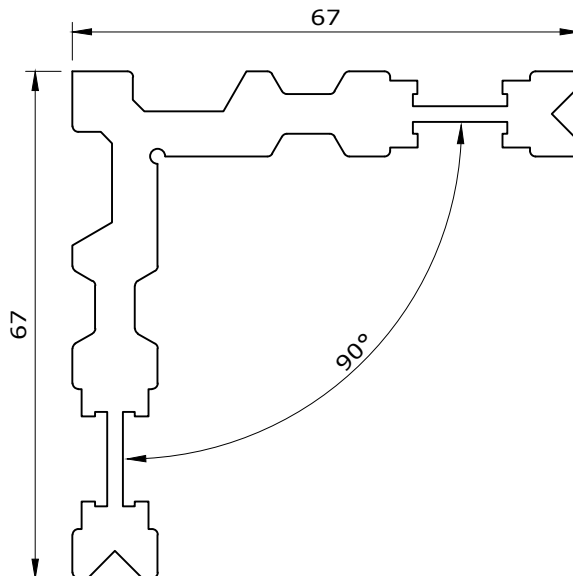


1431 - Corner cleat - 4.5 mm

8.57



1435 - Corner cleat - 11.8 mm



Fabricators Guide



**comar**

ARCHITECTURAL ALUMINIUM SYSTEMS

Changes reserved  
Sous reserve de modifications  
Änderungen vorbehalten

Issue: 05  
Date: 10-16

Copyright and ownership of this drawing is vested in EFT,  
Euro Facade Systems Ltd, whose prior written consent is required  
for its use, reproduction or for publication to any third party.  
All other rights reserved. Subject to modifications.

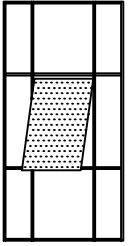
Copyright and ownership of this drawing is vested in EFT,  
Euro Facade Systems Ltd, whose prior written consent is required  
for its use, reproduction or for publication to any third party.  
All other rights reserved. Subject to modifications.

## Future Additions

8

Fabrication

Comar 6EFT



8.58

FUTURE  
ADDITION

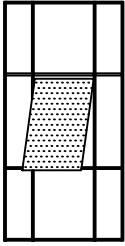
Fabricators Guide

Changes reserved  
Sous reserve de modifications  
Änderungen vorbehalten

Issue: 05  
Date: 10-16

Comar 6EFT

Future Additions



8.59

Fabricators Guide

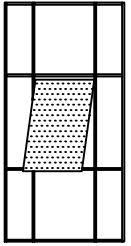
FUTURE ADDITION

Copyright and ownership of this drawing is vested in EFT, Euro Facade Systems Ltd, whose prior written consent is required for its use, reproduction or for publication to any third party. All other rights reserved. Subject to modifications.

Copyright and ownership of this drawing is vested in EFT, Euro Facade Systems Ltd, whose prior written consent is required for its use, reproduction or for publication to any third party. All other rights reserved. Subject to modifications.

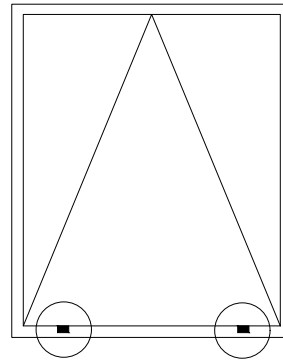
## Drainage & ventilation overview

Comar 6EFT



### Drainage

TOP HUNG VENT



8.60

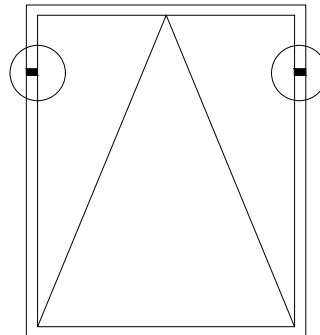
**2 options for drainage:**

**Option 1: Drainage through frame chamber.**

**Option 2: Flush at window sill.**

### Ventilation

(pressure equalisation)

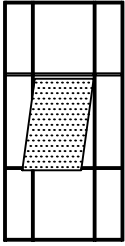


Changes reserved  
Sous reserve de modifications  
Änderungen vorbehalten

Issue: 05  
Date: 10-16

Comar 6EFT

Drainage & ventilation  
Option 1

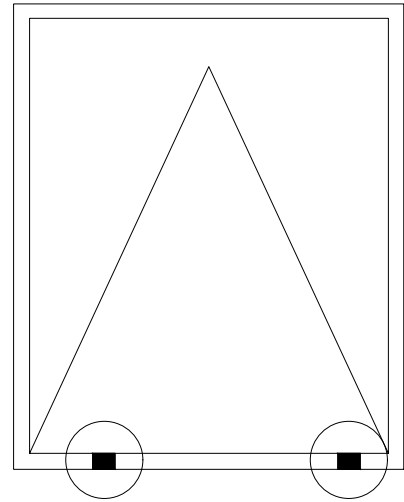


**Drainage: Option 1**

**Drainage through frame chamber**

8.61

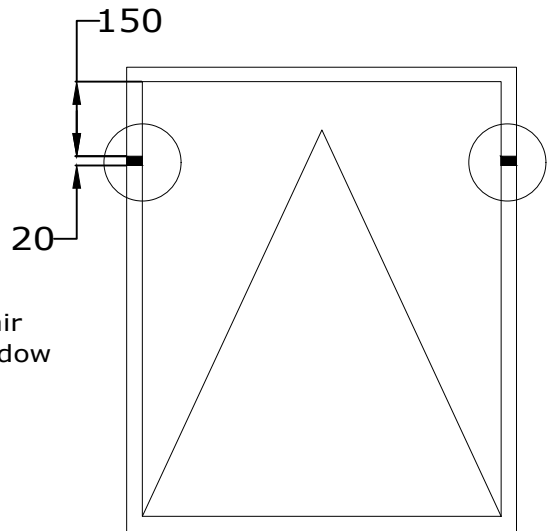
1. Drill minimum 8mm CWCT diameter hole into frame.
2. Mill slot of 5mm x 25mm CWCT minimum.
3. Mill upstands away, 2 x approx. 10mm.
4. Remove/cut EPDM air seal profile.
5. Drill 8mm CWCT diameter hole for drainage & ventilation.



**Ventilation**

(pressure equalisation)

6. Remove / cut out EPDM seal & EPDM air seal (if applicable) at both sides of window at approx. 150 mm from top.  
Length: approx. 20 mm

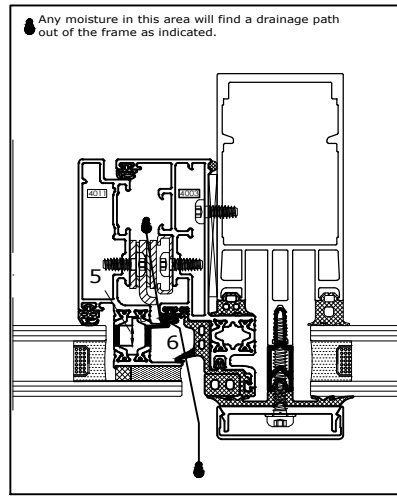
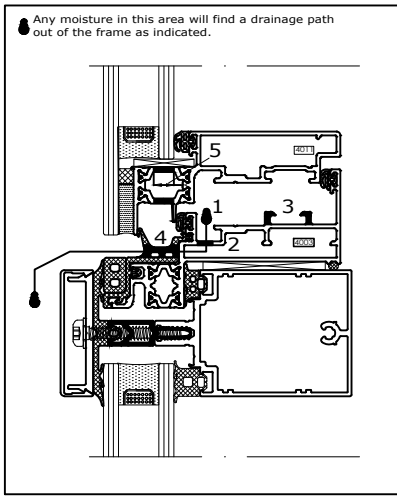


Note: Drainage and ventilation prep. is the same for capped /non capped, top project/side project concealed vents.

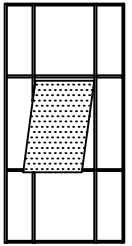


Drainage & ventilation overview - Option 1




Copyright and ownership of this drawing is vested in EFT, Euro Facade Systems Ltd, whose prior written consent is required for its use, reproduction or for publication to any third party. All other rights reserved. Subject to modifications.



Refer to page 8.63 for details



8.62



FUTURE ADDITION

Changes reserved  
 Sous reserve de modifications  
 Änderungen vorbehalten

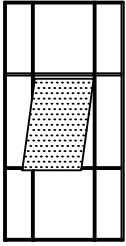
Issue: 05  
 Date: 10-16

# Fabrication

# 8

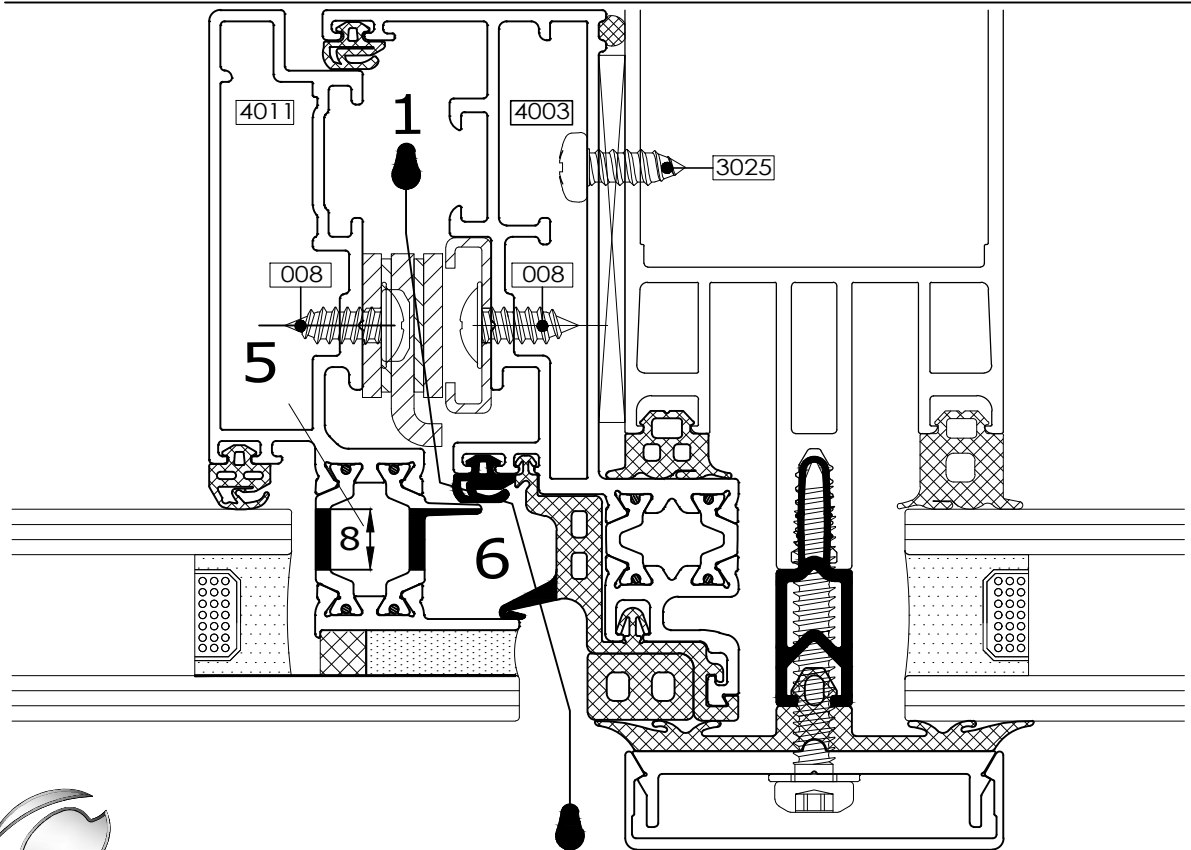
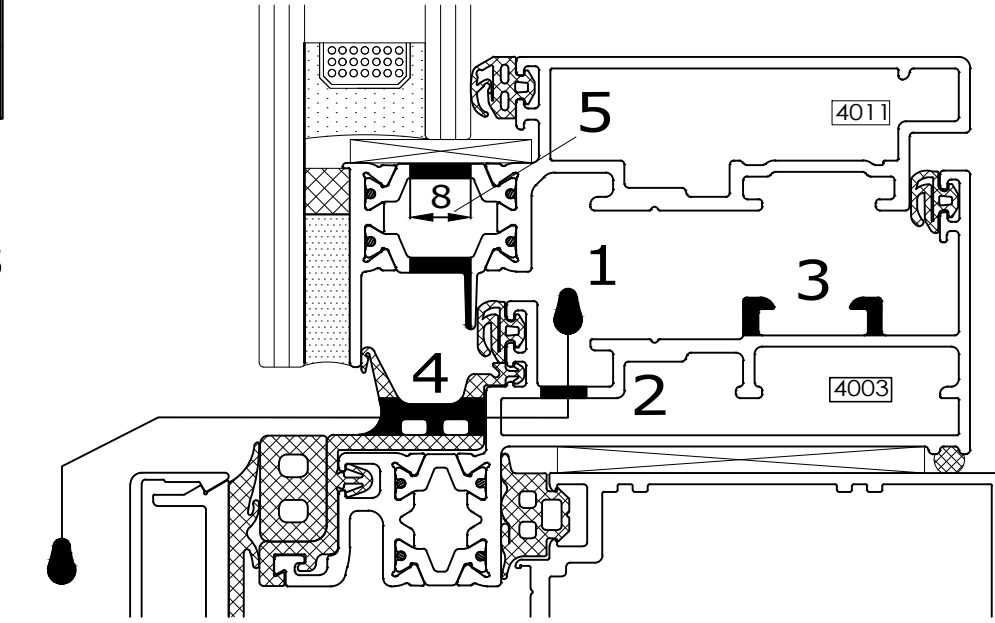
## Comar 6EFT

## Drainage & ventilation Option 1



1 Any moisture in this area will find a drainage path out of the frame as indicated.

8.63



Copyright and ownership of this drawing is vested in EFT, Euro Facade Systems Ltd, whose prior written consent is required for its use, reproduction or for publication to any third party. All other rights reserved. Subject to modifications.

Fabricators Guide



**comar**  
ARCHITECTURAL ALUMINIUM SYSTEMS

Changes reserved  
Sous reserve de modifications  
Änderungen vorbehalten

Issue: 05  
Date: 10-16



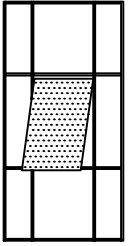
Copyright and ownership of this drawing is vested in EFT,  
Euro Facade Systems Ltd, whose prior written consent is required  
for its use, reproduction or for publication to any third party.  
All other rights reserved. Subject to modifications.

## Future Additions

8

Fabrication

Comar 6EFT



8.64 - 8.66

FUTURE  
ADDITION

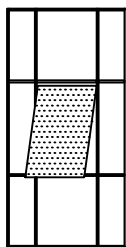
Fabricators Guide

Changes reserved  
Sous reserve de modifications  
Änderungen vorbehalten

Issue: 05  
Date: 10-16

Comar 6EFT

Drainage & ventilation  
Option 2




**Drainage: Option 2**

**Flush at window cill**

8.67

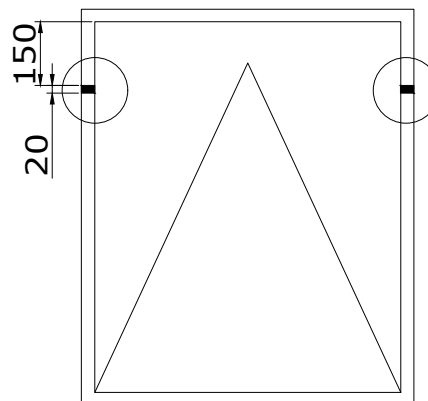
1. Mill slot of 5mm x 25mm CWCT.
2. Mill upstands away, 2 x approx. 10mm.
3. Drill 8mm CWCT hole for ventilation / drainage.
4. Remove/cut EPDM air seal profile.



**Ventilation**

(pressure equalisation)

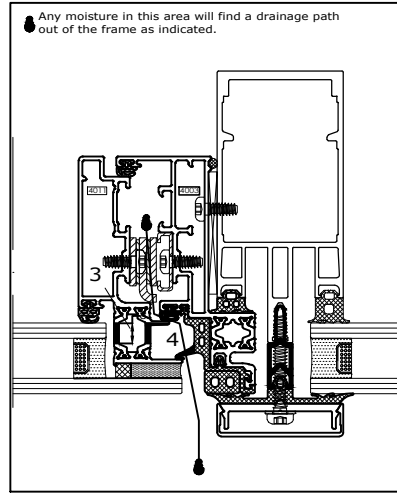
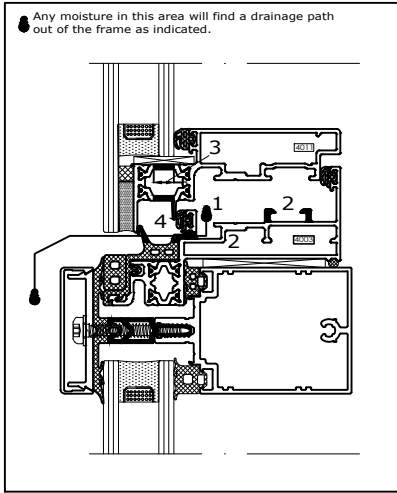
5. Remove / cut out EPDM seal & EPDM air seal (if applicable) at both sides of window at approx. 150 mm from top. Length: approx. 20 mm



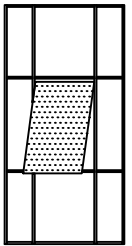
Note: Drainage and ventilation prep. is the same for capped / non capped, top project/side project concealed vents.

Drainage & ventilation overview - Option 2





Copyright and ownership of this drawing is vested in EFT, Euro Facade Systems Ltd, whose prior written consent is required for its use, reproduction or for publication to any third party. All other rights reserved. Subject to modifications.



Refer to page 8.69 for details



8.68



FUTURE ADDITION

Changes reserved  
 Sous reserve de modifications  
 Änderungen vorbehalten

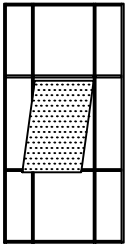
Issue: 05  
 Date: 10-16

# Fabrication

# 8

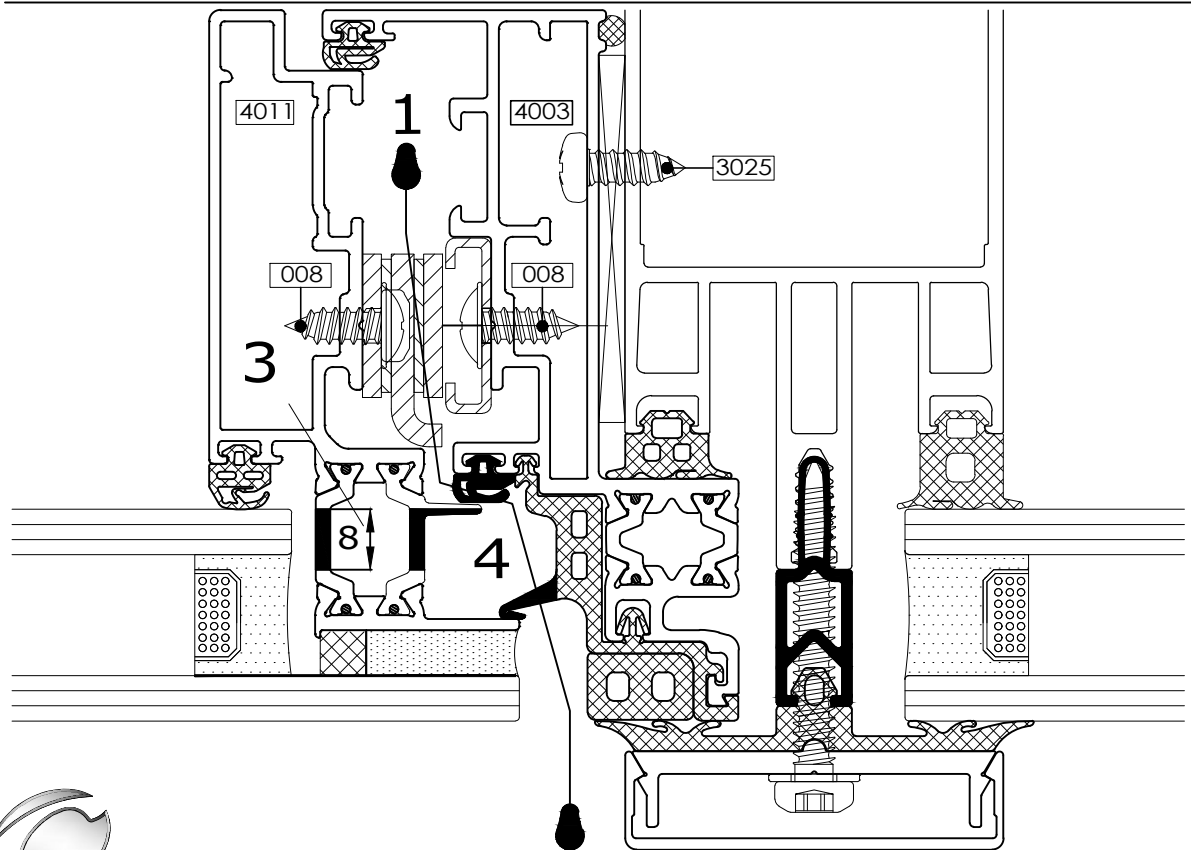
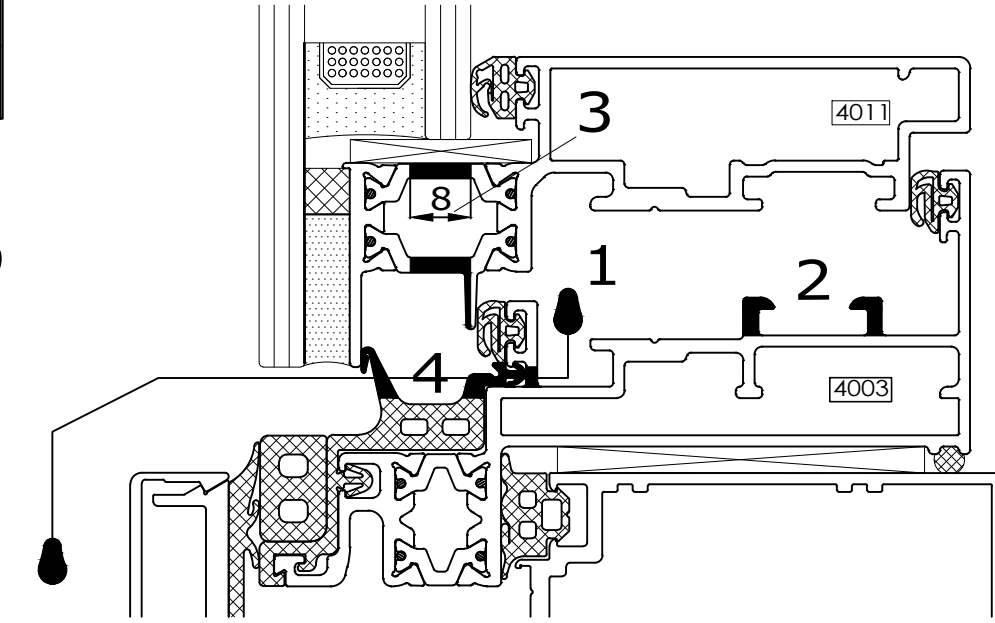
## Comar 6EFT

## Drainage & ventilation Option 2



1 Any moisture in this area will find a drainage path out of the frame as indicated.

8.69



Fabricators Guide

Copyright and ownership of this drawing is vested in EFT, Euro Facade Systems Ltd, whose prior written consent is required for its use, reproduction or for publication to any third party. All other rights reserved. Subject to modifications.



**comar**  
ARCHITECTURAL ALUMINIUM SYSTEMS

Changes reserved  
Sous reserve de modifications  
Änderungen vorbehalten

Issue: 05  
Date: 10-16

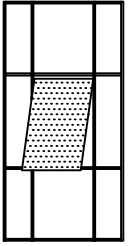
Copyright and ownership of this drawing is vested in EFT,  
Euro Facade Systems Ltd, whose prior written consent is required  
for its use, reproduction or for publication to any third party.  
All other rights reserved. Subject to modifications.

## Future Additions

8

Fabrication

Comar 6EFT



8.70

FUTURE  
ADDITION

Fabricators Guide

Changes reserved  
Sous reserve de modifications  
Änderungen vorbehalten

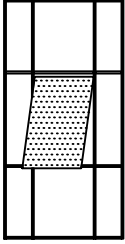
Issue: 05  
Date: 10-16

Fabrication

8

Comar 6EFT

Future Additions



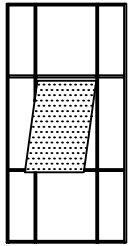
8.71 - 8.79

Fabricators Guide

FUTURE  
ADDITION

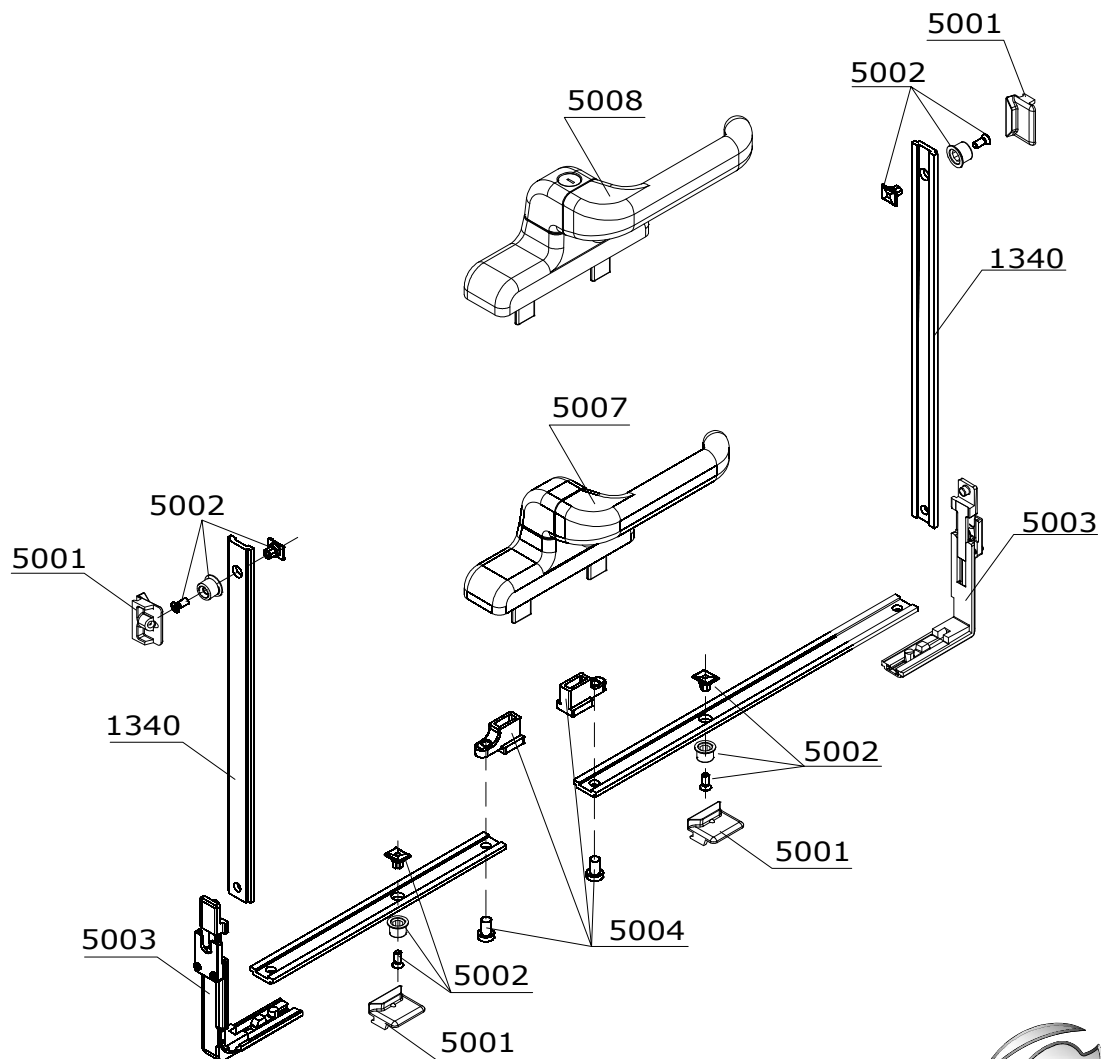
Copyright and ownership of this drawing is vested in EFT,  
Euro Facade Systems Ltd, whose prior written consent is required  
for its use, reproduction or for publication to any third party.  
All other rights reserved. Subject to modifications.

## Hardware overview



8.80

Part no.	Description	Locking	
		2 points	4 points
1340	Drive rods	see 8.81	see 8.81
5001	Curtain wall striker	2 of	4 of
5002	Adjustable pawl	2 of	4 of
5003	Corner cleat	0 of	2 of
5004	Connection block	1 of	1 of
5007	Handle - non locking	1 of	1 of
5008	Handle - locking	1 of	1 of

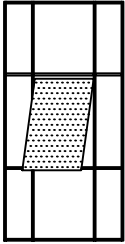


# Fabrication

# 8

## Comar 6EFT

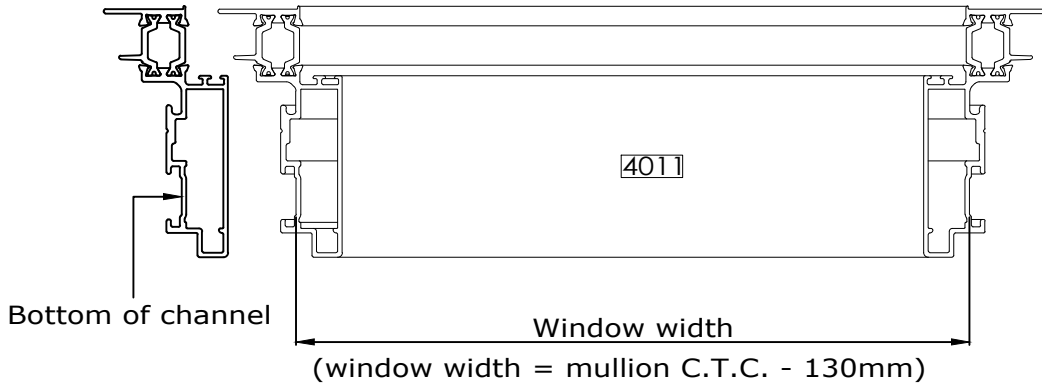
## Bottom drive rods 1340 preparation



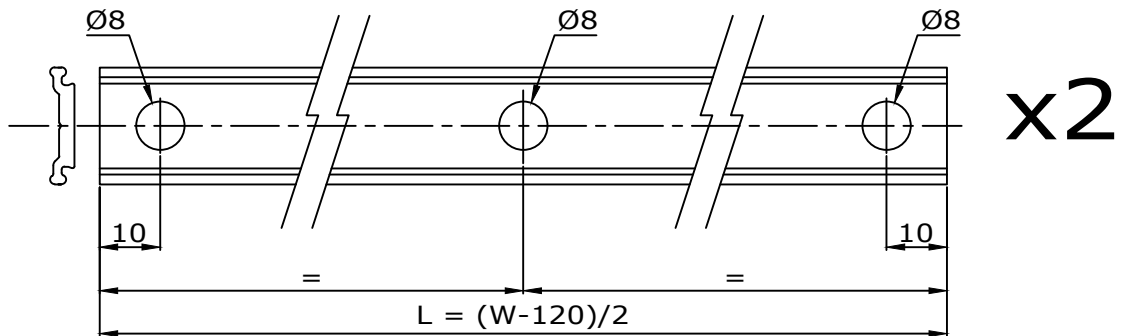
4 POINTS LOCKING: Rod lengths = window width - 124mm/2  
 2 POINTS LOCKING: Rod lengths = window width - 79mm/2

Window width measured along bottom of channel

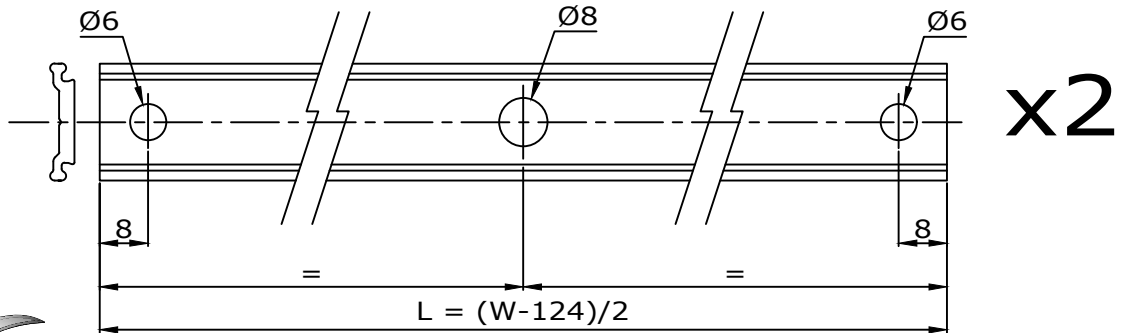
8.81



Fabricators Guide



"OR"



**comar**  
 ARCHITECTURAL ALUMINIUM SYSTEMS

Changes reserved  
 Sous reserve de modifications  
 Änderungen vorbehalten

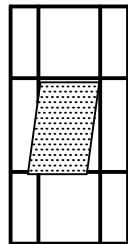
Issue: 05  
 Date: 10-16

Copyright and ownership of this drawing is vested in EFT,  
 Euro Facade Systems Ltd, whose prior written consent is required  
 for its use, reproduction or for publication to any third party.  
 All other rights reserved. Subject to modifications.

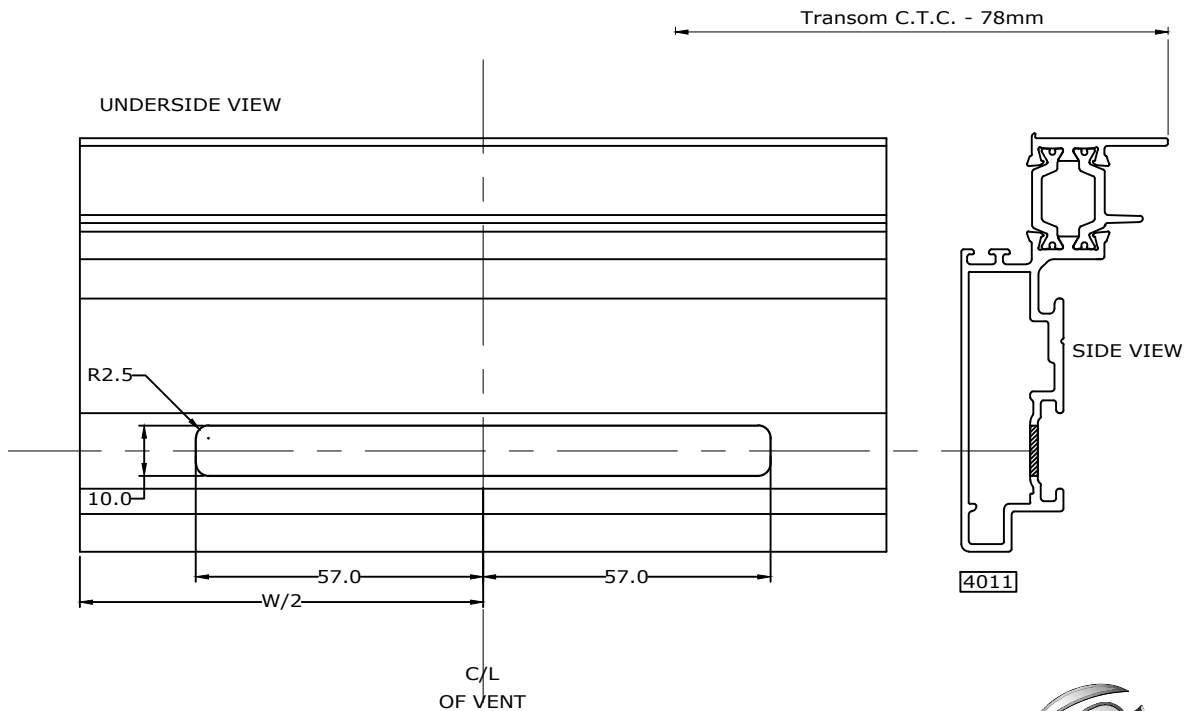
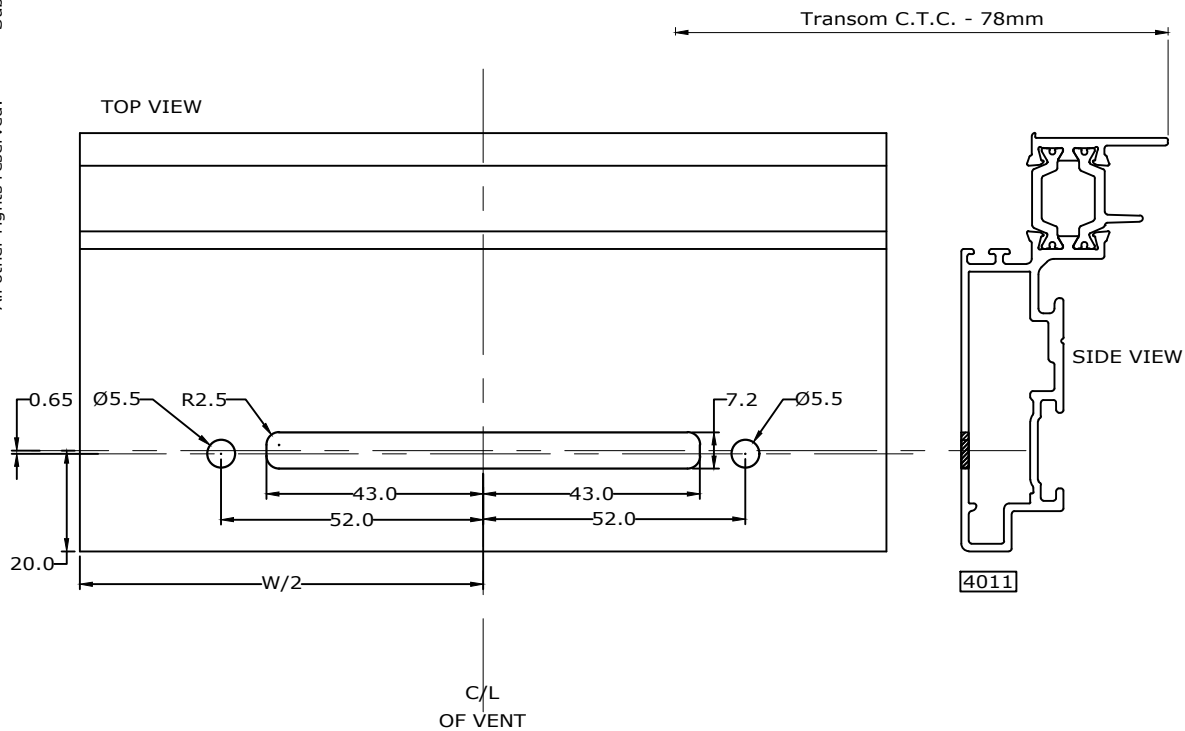


Handle preparation  
5007 & 5008

Copyright and ownership of this drawing is vested in EFT, Euro Facade Systems Ltd, whose prior written consent is required for its use, reproduction or for publication to any third party. All other rights reserved. Subject to modifications.



8.82



Changes reserved  
Sous reserve de modifications  
Änderungen vorbehalten

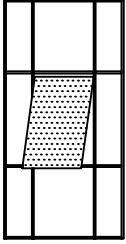
Issue:05  
Date: 10-16

Fabrication

8

Comar 6EFT

Future Additions



8.83 - 8.99

Fabricators Guide

FUTURE  
ADDITION

Copyright and ownership of this drawing is vested in EFT,  
Euro Facade Systems Ltd, whose prior written consent is required  
for its use, reproduction or for publication to any third party.  
All other rights reserved. Subject to modifications.