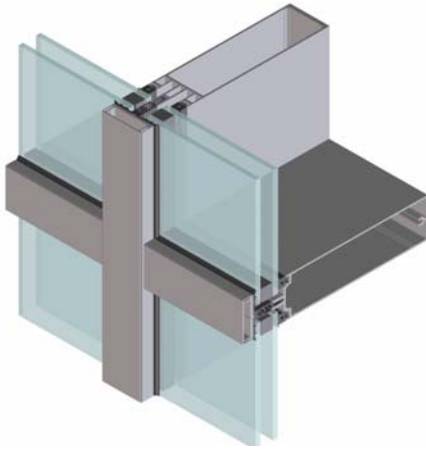


Copyright and ownership of this drawing is vested in EFT, Euro Facade Systems Ltd, whose prior written consent is required for its use, reproduction or for publication to any third party. All other rights reserved. Subject to modifications.

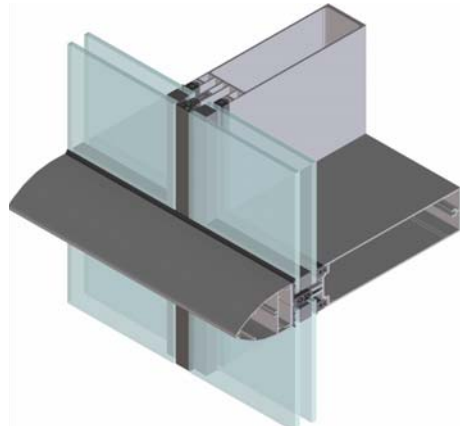
3

Glazing Charts

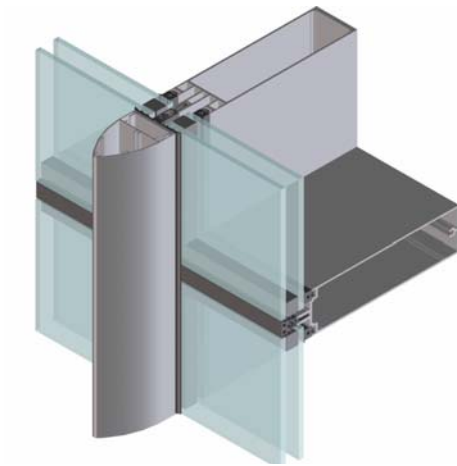
Comar 6EFT



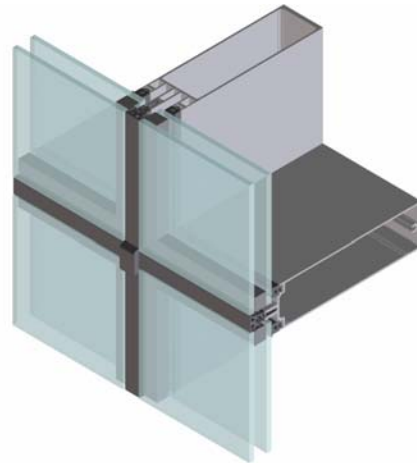
Capped



2 sided SGH



2 sided SGV



4 sided SG

Fabricators Guide

Changes reserved
Sous reserve de modifications
Änderungen vorbehalten

Issue: 05
Date : 10-16

Important Information

BONDING AND SEALING - ADHESIVE DETAILS

For Comar 6 EFT Curtain Walling System

1. For the 20mm Glass to Glass sealant joint, you can use Dow Corning 797. This is a one part low modulus silicone sealant, for laminated and surface coated glass contact Dow Corning for suitability. If using other brands please ensure that it is suitable. A bond breaker tape is required to the outside gasket surface to prevent a three way seal. Minimum joint sealant thickness is usually 6mm with a ratio of 2:1.

It is advisable to use an approved applicator to ensure quality of workmanship. Your Sealant Supplier can advise your nearest agent.

2. For Structural Bonding applications (double glazed units / single glass panes to frames and Concealed Vents) Dow Corning sealant 993 is recommended. When bonding to aluminium it is recommended that the bonding surface is anodised prior to bonding. Alternatively, if bonding to powder coat or other finish the bonding agent and the profile finish MUST be checked for compatibility by the finish applicator / sealant supplier.
3. For general external pointing Dow Corning 791 (or equivalent) with appropriate backer rod is recommended for gaps to walls etc.
4. The gasket sealant is specified by us as this forms an important part of the rebate seal and is specified as Arbomeric MP20 from Adshead Ratcliffe. Therefore gasket joints and any bedding required (including all transom gasket grooves) should have this sealant applied. One should also bed 100mm up or down the vertical (mullion) from a transom corner joint.
5. The above notes are for guidance only and any customer should satisfy themselves that the product being used is fit for purpose.

Important information

Glass cutting sizes

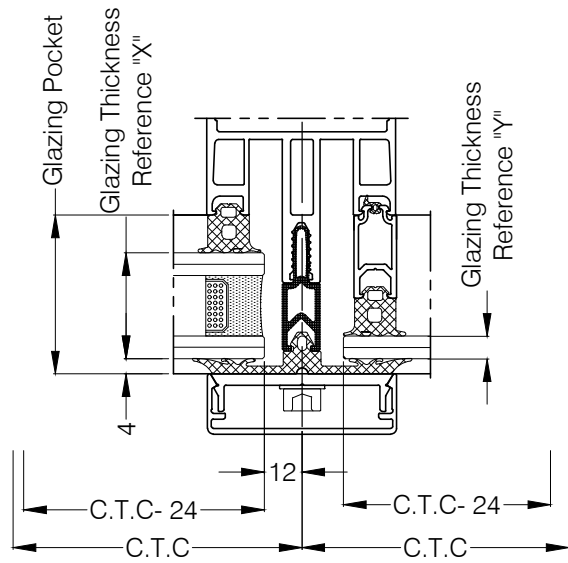
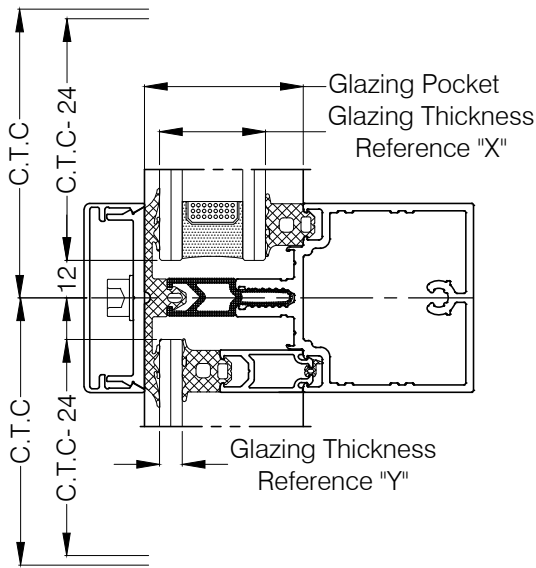
For standard curtain walling glass cutting sizes are:

C.T.C - 24mm e.g. 7mm ventilation gap.

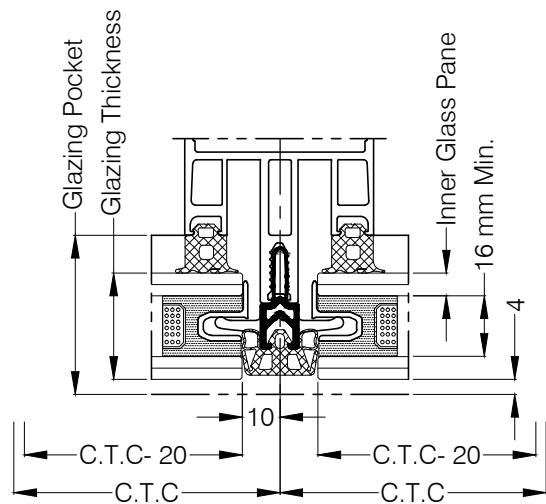
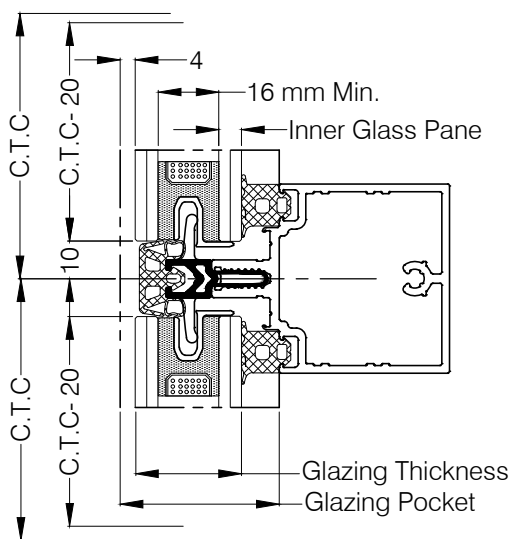
For 2 and 4 sided structural glazing glass cutting sizes are:

C.T.C - 20mm e.g. 5mm ventilation gap.

Standard Curtain walling

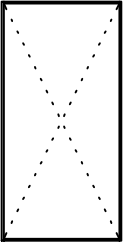


Structural Sealed Glazing



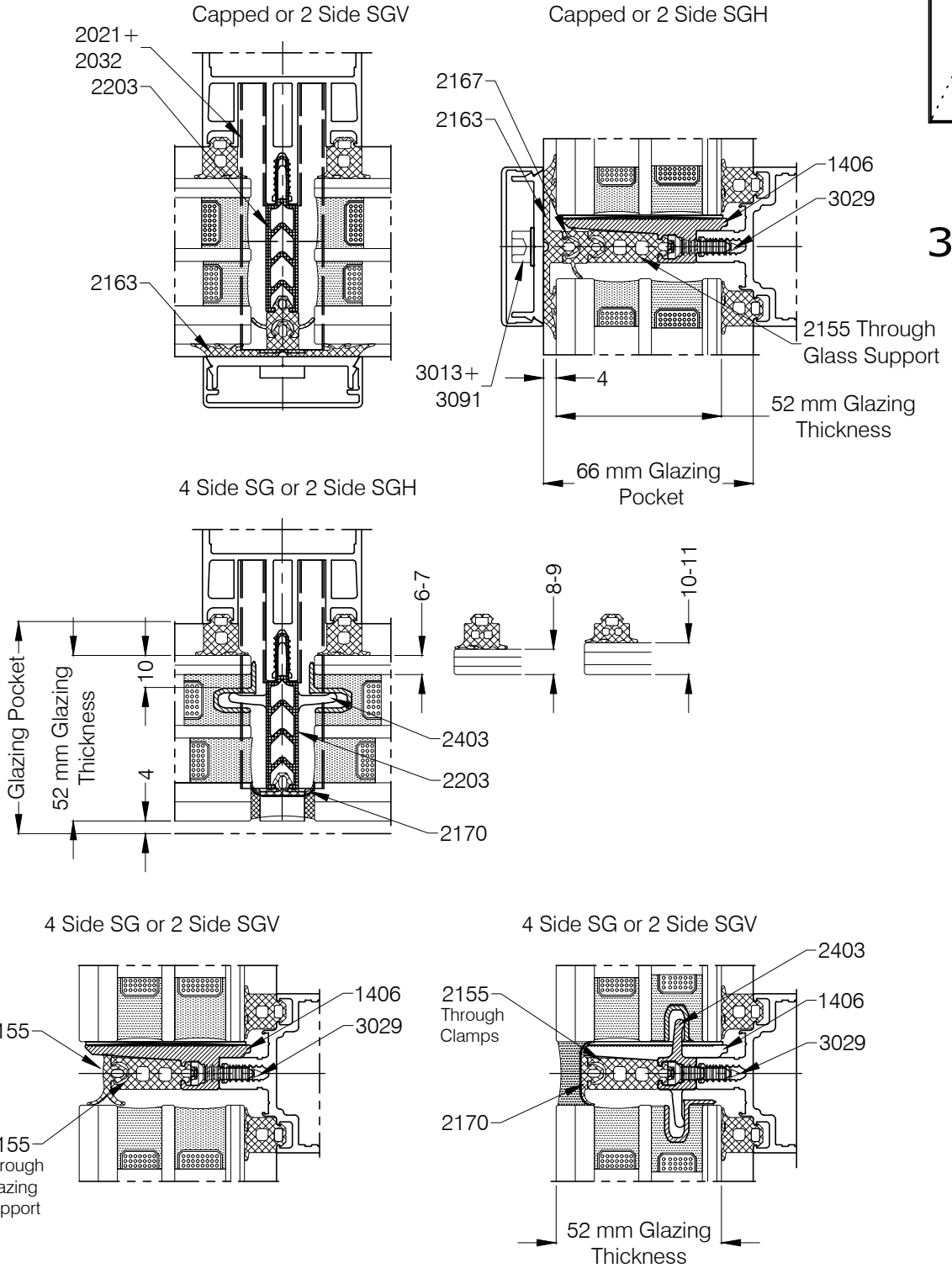
Detail section

Inner Glass Thickness 6-11 mm



3.00

Copyright and ownership of this drawing is vested in EFT, Euro Facade Systems Ltd, whose prior written consent is required for its use, reproduction or for publication to any third party. All other rights reserved. Subject to modifications.




Changes reserved
 Sous reserve de modifications
 Änderungen vorbehalten

Issue: 05
 Date : 10-16

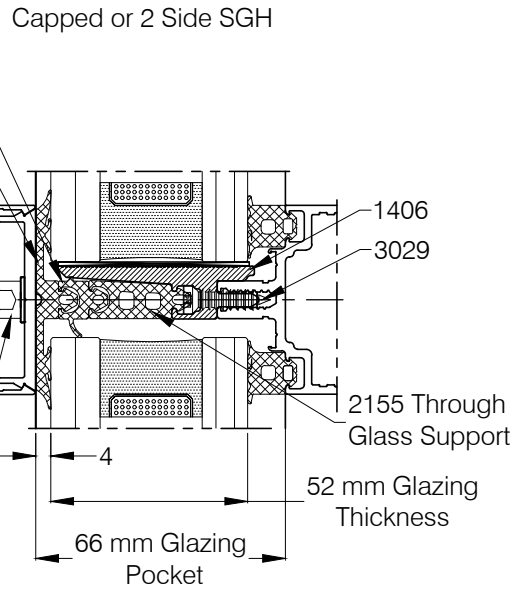
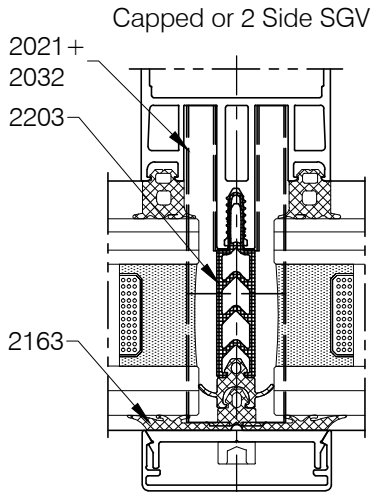
Comar 6EFT

Detail section

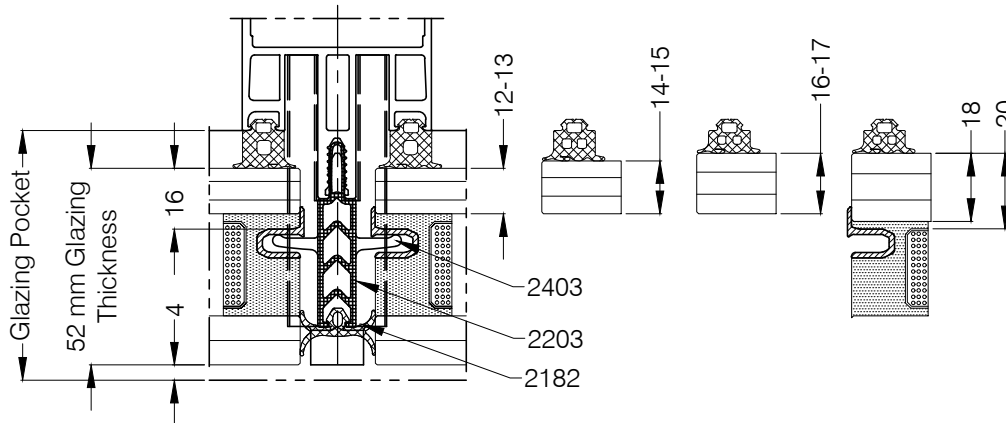


3.01

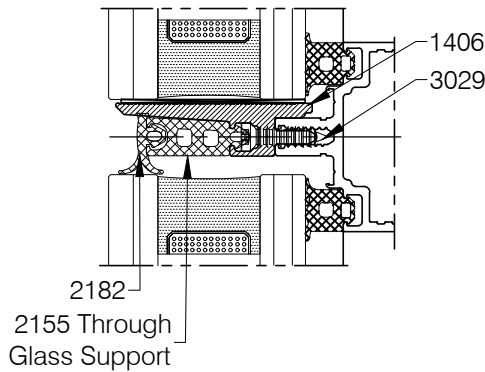
Inner Glass Thickness 12-18 mm



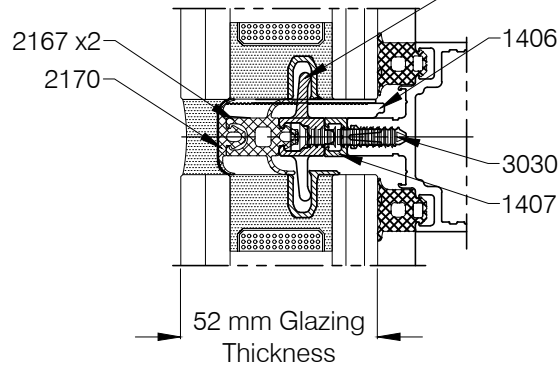
4 Side SG or 2 Side SGH



4 Side SG or 2 Side SGV



4 Side SG or 2 Side SGV



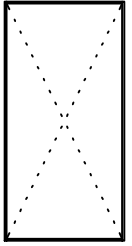
Fabricators Guide

Copyright and ownership of this drawing is vested in EFT, Euro Facade Systems Ltd, whose prior written consent is required for its use, reproduction or for publication to any third party. All other rights reserved. Subject to modifications.



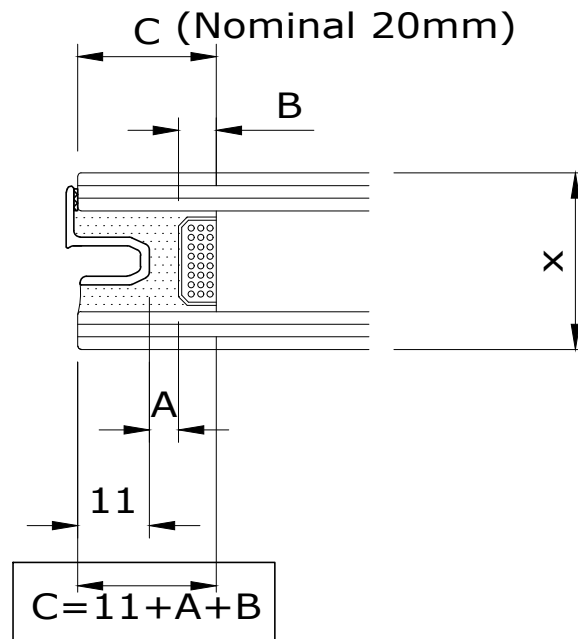
Structural sealed units

Comar 6EFT



A Sealant dimension C (side line spacer)

The sealant dimension (A) is set by your glass supplier according to standards and calculations made and as set by the structural sealant supplier (re: warranty)



3.02

B Sealant dimension A

Dimension A depends on and/or will be influenced by:

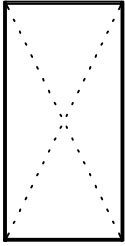
- if for 2 or 4 sided structural glazing
- Project situation (location- building height etc.) requirements / windload etc.
- Glazing insert length (standard length / pcs = 100mm)
- Number of inserts used (depends on if 2 or 4 sided structural glazing)
- Glass size / load - weight
- Structural Sealant type used

C Other

For further information, details and options please check Fabrication details

Comar 6EFT

Glazing thickness & inserts



3.03

Double or Triple Glass Panel- 2 Side SGH, 2 Side SGV, 4 Side SG	
Outer Glass Pane (mm)	Inner Glass Pane (mm)
	6-7 8-9 10-11
6-7	
8-9	
10-11	
12-13	

Double or Triple Glass Panel- 2 Side SGH, 2 Side SGV, 4 Side SG	
Outer Glass Pane (mm)	Inner Glass Pane (mm)
	12-13 14-15 16-17 18
6-7	
8-9	
10-11	
12-13	

Single Glass Panel- 2 Side SGH, 2 Side SGV, 4 Side SG			
Outer Glass Pane (mm)			
6-7	8-9	10-11	12-13

The sealant dimension (A) is set by your glass supplier according to standards and calculation.
 For details see Glazing Chart.
 For glazing thickness above 56mm please contact Technical Support.







Copyright and ownership of this drawing is vested in EFT, Euro Facade Systems Ltd, whose prior written consent is required for its use, reproduction or for publication to any third party. All other rights reserved. Subject to modifications.

Fabricators Guide

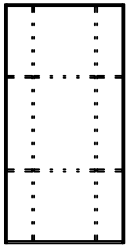


Glazing Chart Explanation 4 sided SG C.W.

Copyright and ownership of this drawing is vested in EFT, Euro Facade Systems Ltd, whose prior written consent is required for its use, reproduction or for publication to any third party. All other rights reserved. Subject to modifications.

Glazing Pocket 48mm		Inner Glass Pane (mm)			Glazing Thickness			
		6-7	8-9	10-11	34	36	38	
 2102  6mm 2101	Outer Glass Pane (mm)	12		X			X	
		10					18	
		8					18	20
 2104  8mm 2103	Outer Glass Pane (mm)	12	X			X	18	
		10				18	20	
		8				18	20	22
 2106  10mm 2105	Outer Glass Pane (mm)	12	X		X	18	20	
		10				18	20	22
		8				20	22	24
	Outer Glass Pane (mm)	6				22	24	

X = 16mm
Minimum glazing spacer



3.04

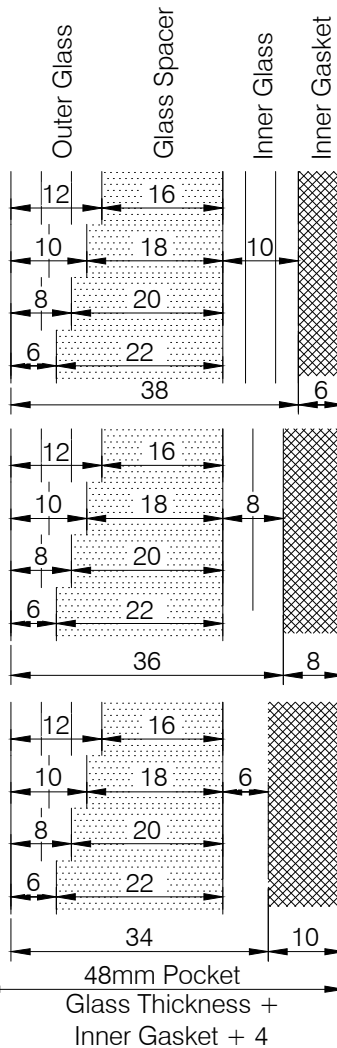
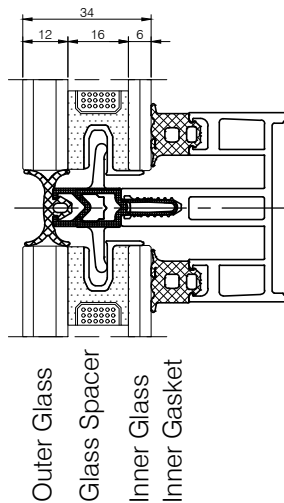
Highlighted options in row indicate same outer glazing thickness

*Glazing Spacer Guide Size

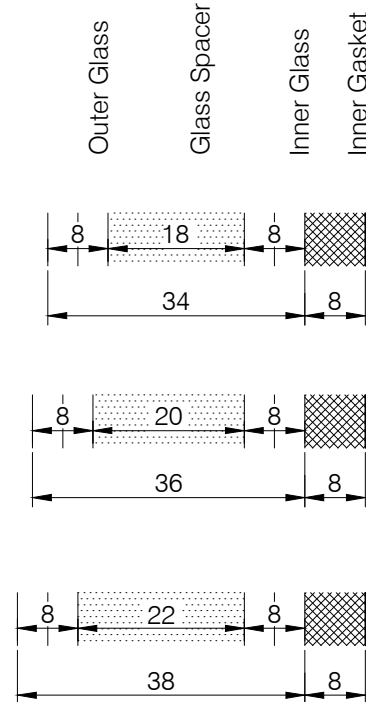
*when choosing larger spacer sizes consult spacer manufacture and confirm correct components are selected, ie: gaskets, supports, clamps & drainage diverters.

Highlighted Options

Highlighted options in column indicate outer glazing faces are aligned




Highlighted Options



Changes reserved
Sous reserve de modifications
Änderungen vorbehalten

Issue: 05
Date : 10-16



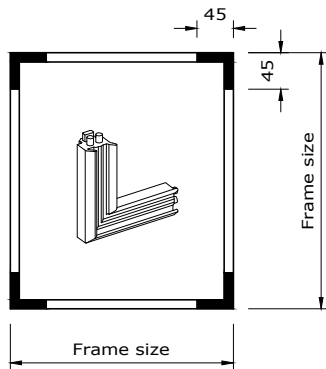
Important information

A Internal gaskets

For gaskets from 6 to 16 mm moulded corners are available to ensure secure excellent performance regarding water / air tightness. Seal joints with recommended sealant.

3.05

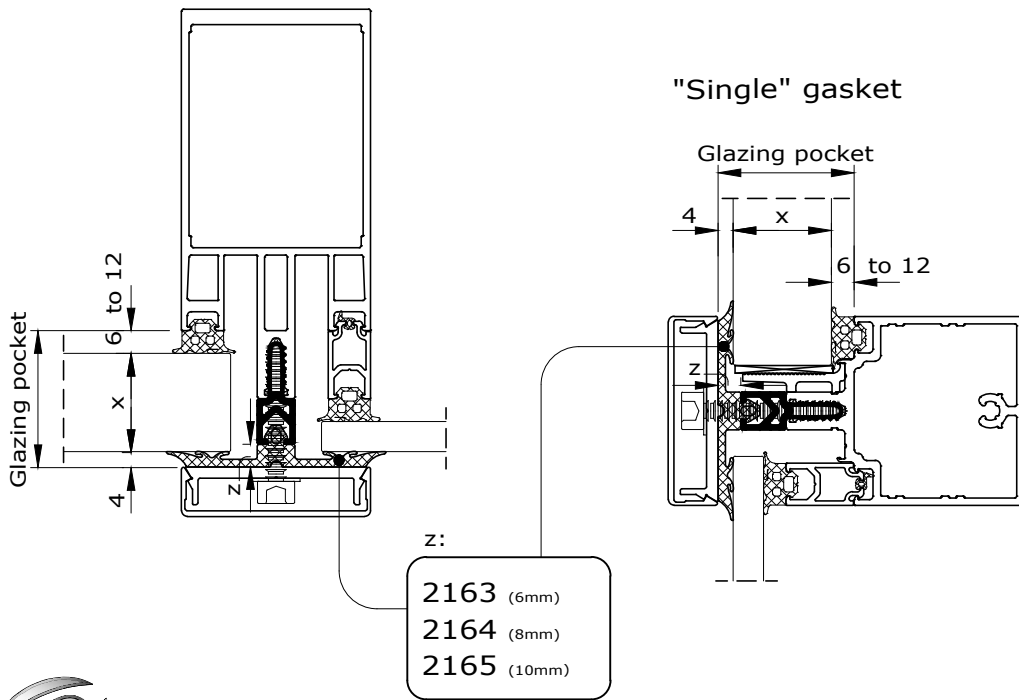
4 corners are required per frame, see sketch.



For other gasket sizes or types, please contact Comar's technical department.

B External gaskets / gasket options:


Vertical and horizontal , **Single gasket**
EFT 2163 (6mm) or EFT 2164(8mm) etc.



"Single" gasket













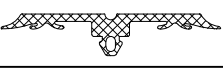


Capped curtain wall

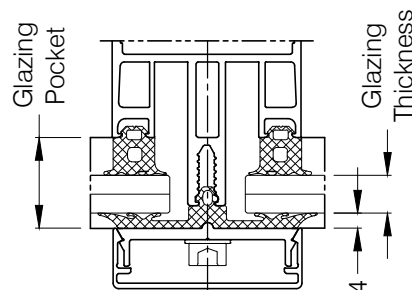
Comar 6EFT



3.06

Copyright and ownership of this drawing is vested in EFT, Euro Facade Systems Ltd, whose prior written consent is required for its use, reproduction or for publication to any third party. All other rights reserved. Subject to modifications.

GLAZING POCKET 24	Glazing Thickness (mm)					
	4	6	8	10	12	14
 2102  6mm 2101						X
 2104  8mm 2103					X	
 2106  10mm 2105				X		
 2108  12mm 2107			X			
 2110  14mm 2109		X				
 2112  16mm 2111	X					
	2163- 6mm Pressure Plate Gasket					
	2301- 15mm Glass Support					
	3006- 25mm Screw 3091- Washer					



Changes reserved
 Sous reserve de modifications
 Änderungen vorbehalten


Issue: 05
 Date : 10-16

Glazing charts

3

Comar 6EFT

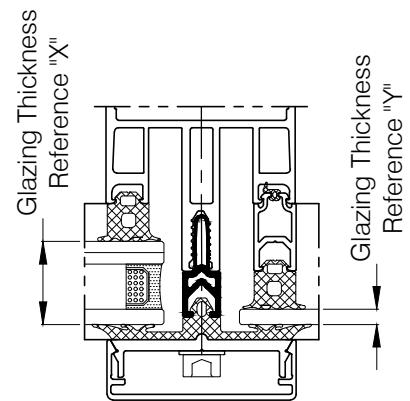
Capped curtain wall



3.07

Fabricators Guide

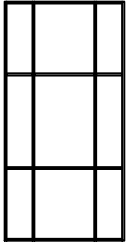
GLAZING POCKET 36	Glazing Thickness Reference "X" (mm)					
	16	18	20	22	24	26
2102 6mm 2101			Y			X
2104 8mm 2103		Y			X	
2106 10mm 2105	Y			X		
2108 12mm 2107			X			Y
2110 14mm 2109		X			Y	
2112 16mm 2111	X			Y		
2490 6mm 1330				Y	Y	Y
2490 18mm 1328	Y	Y	Y			
Glazing Thickness Reference "Y" (mm)	4	6	8	10	12	14
2163- 6mm Pressure Plate Gasket						
2197- 12mm Thermal Break						
2305- 27mm Glass Support						
3008 - 38mm Screw 3091 - Washer						
2021- 50mm Drainage Diverter						











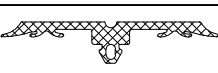
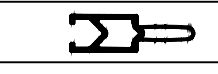
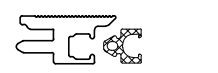
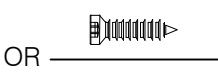
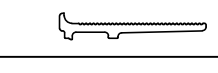

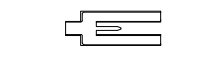
Copyright and ownership of this drawing is vested in EFT, Euro Facade Systems Ltd, whose prior written consent is required for its use, reproduction or for publication to any third party. All other rights reserved. Subject to modifications.

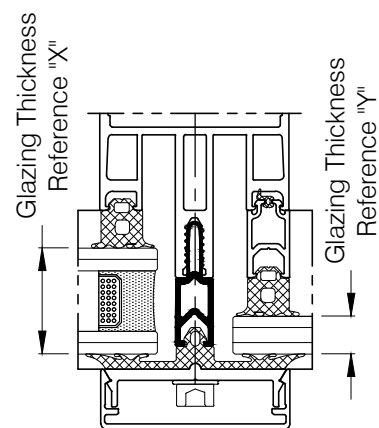
Capped curtain wall

Comar 6EFT



3.08

GLAZING POCKET 42	Glazing Thickness Reference "X" (mm)							
	22	24	26	28	30	32		
 6mm 2101			Y			X		
 8mm 2103		Y			X			
 10mm 2105		Y		X				
 12mm 2107		Y		X		Y		
 14mm 2109	Y		X		Y			
 16mm 2111		X		Y				
 6mm 1330				Y	Y	Y		
 18mm 1328	Y	Y	Y	Y	Y			
Glazing Thickness Reference "Y" (mm)	6	8	10	12	14	16	18	20
	2163- 6mm Pressure Plate Gasket							
	2200- 18mm Thermal Break							
	1401 - 28mm Glass Support + 2153- 6mm Gasket							
	3029-23mm Screw							
OR 	2306- 33mm Glass Support 1409- 33mm Glass Support							
	3090- 42mm Screw 3091- Washer							
	2020- 56mm Drainage Diverter							



Changes reserved
 Sous reserve de modifications
 Änderungen vorbehalten

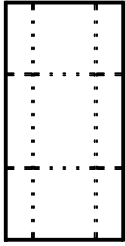
Issue: 05
 Date : 10-16

Glazing charts

3

Comar 6EFT

2 sided SGH & SGV c.w.

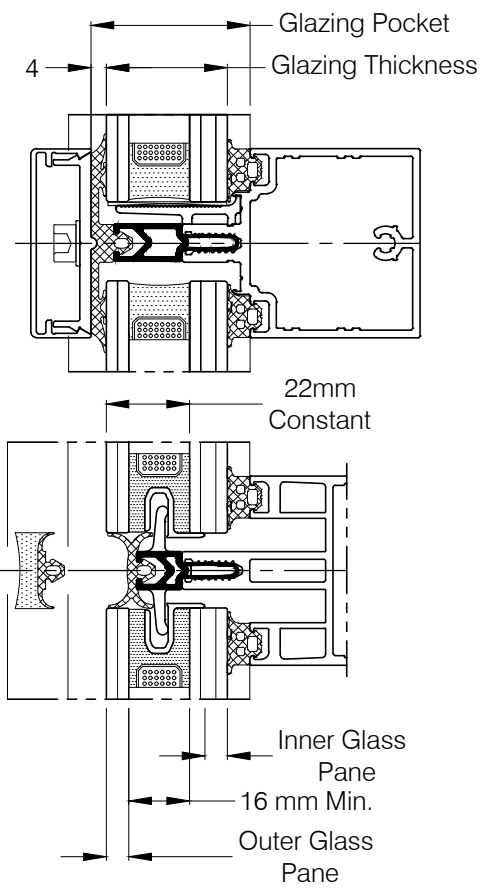


3.09

GLAZING POCKET 42	Outer Glass Pane (mm)		Inner Glass Pane (mm)			Glazing Thickness (mm)		
	6	6-7	8-9	10-11	28	30	32	
 2102 6mm 2101	X			X			X	
 2104 8mm 2103	X		X			X		
 2106 10mm 2105	X	X			X			
2153 OR 1409- 33mm Glass Support	1401-28mm Glass Support							
3029-23mm Screw	2163-6mm Pressure Plate Gasket							
3090+ 3091 42mm Screw + Washer	2020 56mm Drainage Diverter							
2200-18mm Thermal Break	2170- 2mm Joint Gasket							
OR 2182- 2mm Joint Gasket	2175- 7mm Joint Gasket							
OR 2197- 12mm Thermal Break	2403- 12mm Double Glazing Clamp							

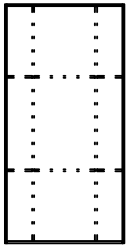
Fabricators Guide

STRUCTURAL


















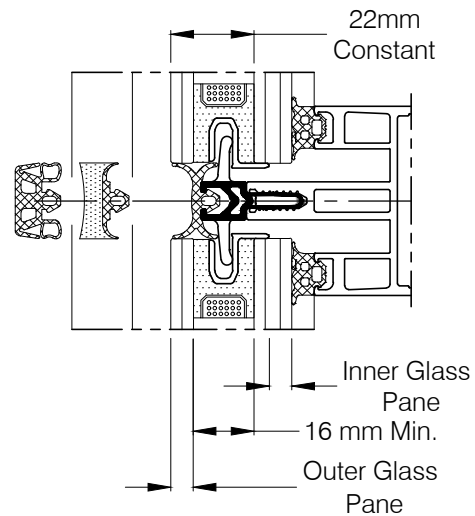
Copyright and ownership of this drawing is vested in EFT, Euro Facade Systems Ltd, whose prior written consent is required for its use, reproduction or for publication to any third party. All other rights reserved. Subject to modifications.

4 sided SG c.w.



3.10

GLAZING POCKET 42		Outer Glass Pane (mm)			Inner Glass Pane (mm)			Glazing Thickness (mm)		
		6	6-7	8-9	10-11	28	30	32		
	 6mm 2101	X			X				X	
	 8mm 2103	X		X				X		
	 10mm 2105	X	X				X			
	2153	1401-28mm Glass Support								
OR		1409- 33mm Glass Support								
		3029-23mm Screw								
		2021 50mm Drainage Diverter								
OR		2170- 2mm Joint Gasket								
OR		2182- 2mm Joint Gasket								
OR		2175- 7mm Joint Gasket								
		2197- 12mm Thermal Break								
		2403- 12mm Double Glazing Clamp								



Copyright and ownership of this drawing is vested in EFT, Euro Facade Systems Ltd, whose prior written consent is required for its use, reproduction or for publication to any third party. All other rights reserved. Subject to modifications.

Changes reserved
 Sous reserve de modifications
 Änderungen vorbehalten


Issue: 05
 Date : 10-16

Glazing charts

3

Comar 6EFT

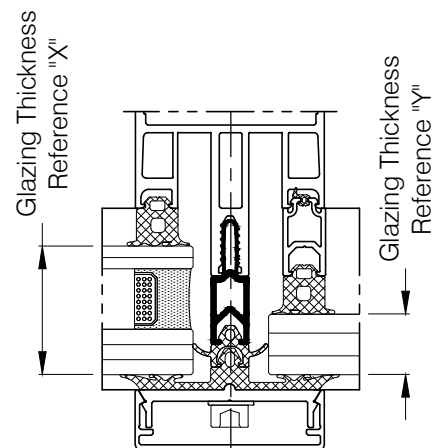
Capped curtain wall



3.11

Fabricators Guide

GLAZING POCKET 48						Glazing Thickness Reference "X" (mm)							
						28	30	32	34	36	38		
		6mm							Y				X
		8mm							Y			X	
		10mm					Y			X			
		12mm				Y			X				Y
		14mm		Y		Y			X			Y	
		16mm	Y		Y			X			Y		
		6mm								Y	Y	Y	
		18mm			Y	Y	Y	Y	Y	Y			
		22mm	Y	Y									
Glazing Thickness Reference "Y" (mm)			6	8	10	12	14	16	18	20	22	24	26
			2163 - 6mm Pressure Plate Gasket										
			2200 - 18mm Thermal Break										
			1407 - 36mm Glass Support + 2153 - 6mm Gasket										
			3029 - 23mm Screw										
OR			1411 - 40mm Glass Support										
			2166 6mm High Preformed Gasket										
			3010 - 50mm Screw 3091 - Washer										
			2026 - 64mm Drainage Diverter										



Copyright and ownership of this drawing is vested in EFT, Euro Facade Systems Ltd, whose prior written consent is required for its use, reproduction or for publication to any third party. All other rights reserved. Subject to modifications.



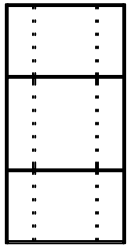
comar
ARCHITECTURAL ALUMINIUM SYSTEMS

Changes reserved
Sous reserve de modifications
Änderungen vorbehalten

Issue: 05
Date : 10-16




2 sided SGH & SGV c.w.


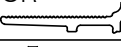

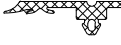
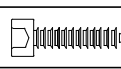


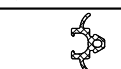




Comar 6EFT



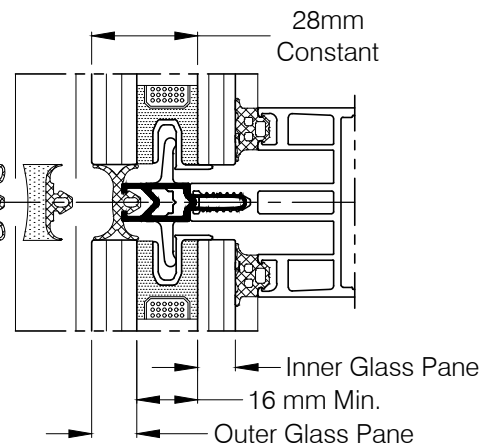
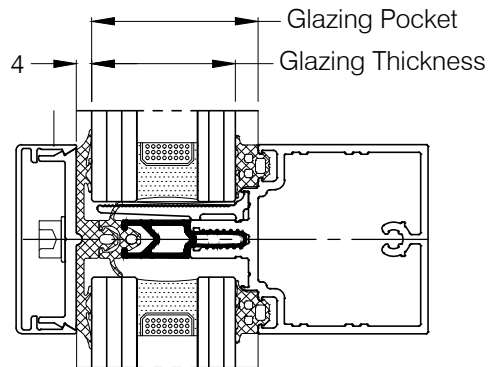
3.12

Copyright and ownership of this drawing is vested in EFT, Euro Facade Systems Ltd, whose prior written consent is required for its use, reproduction or for publication to any third party. All other rights reserved. Subject to modifications.

GLAZING POCKET 48	Outer Glass Pane (mm)			Inner Glass Pane (mm)			Glazing Thickness (mm)		
	12	6-7	8-9	10-11	34	36	38		
 2102 6mm 2101	X			X			X		
 2104 8mm 2103	X		X			X			
 2106 10mm 2105	X	X			X				

 2153	1407-36mm Glass Support
OR 	1411- 40mm Glass Support
	3029-23mm Screw
	2163-6mm Pressure Plate Gasket
	3010+ 3091 50mm Screw + Washer
	2026 64mm Drainage Diverter
	2200-18mm Thermal Break
	2166- 6mm Gasket
OR 	2170- 2mm Joint Gasket
OR 	2182- 2mm Joint Gasket
	2175- 7mm Joint Gasket
	2403- 12mm Double Glazing Clamp

STRUCTURAL



Changes reserved
 Sous reserve de modifications
 Änderungen vorbehalten

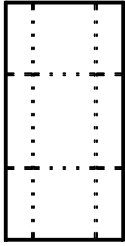
Issue: 05
 Date : 10-16

Glazing charts




3


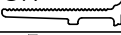



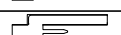


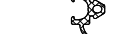

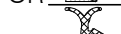
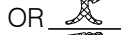

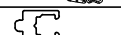

Comar 6EFT

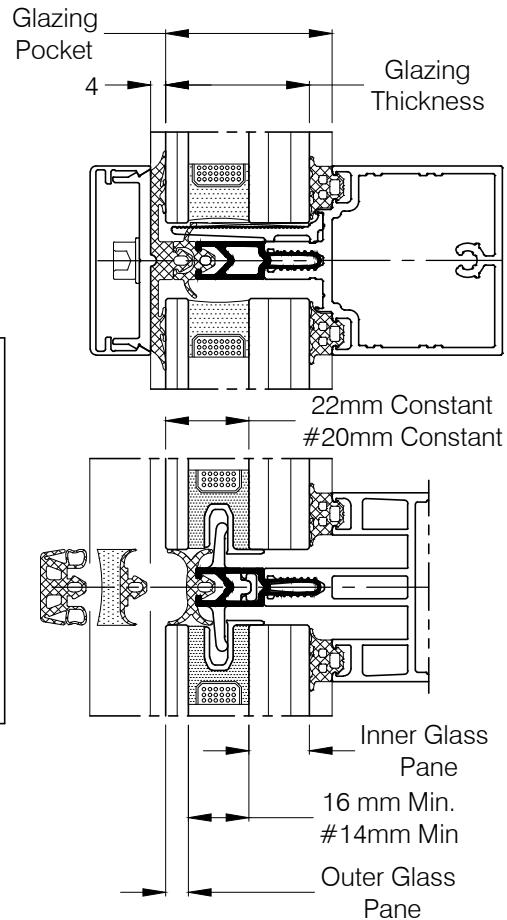
2 sided SGH & SGV c.w.



3.13

GLAZING POCKET 48	Outer Glass Pane (mm)	Inner Glass Pane (mm)				Glazing Thickness (mm)		
	6	12-13	14-15	16-17	18 [#]	34	36	38
 2102 6mm 2101	X			X	X			X
 2104 8mm 2103	X		X				X	
 2106 10mm 2105	X	X				X		

 2153 OR 	1407-36mm Glass Support	STRUCTURAL
	1411- 40mm Glass Support	
	3029-23mm Screw	
	2163-6mm Pressure Plate Gasket	
	3010+ 3091 50mm Screw + Washer	
	2026 64mm Drainage Diverter	
	2200-18mm Thermal Break	
	2166- 6mm Gasket	
OR 	2170- 2mm Joint Gasket	
OR 	2182- 2mm Joint Gasket	
	2175- 7mm Joint Gasket	
	2403- 12mm Double Glazing Clamp	
	1390- 70mm Length	
	3030 29mm Screw	



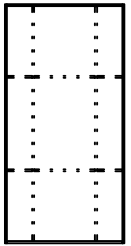
Fabricators Guide

Copyright and ownership of this drawing is vested in EFT, Euro Facade Systems Ltd, whose prior written consent is required for its use, reproduction or for publication to any third party. All other rights reserved. Subject to modifications.

4 sided SG c.w.

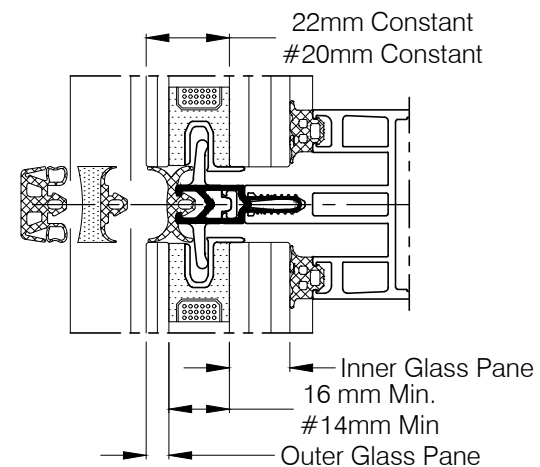
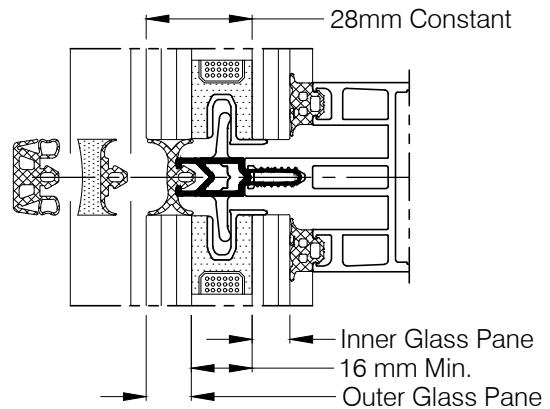
Copyright and ownership of this drawing is vested in EFT, Euro Facade Systems Ltd, whose prior written consent is required for its use, reproduction or for publication to any third party. All other rights reserved. Subject to modifications.

GLAZING POCKET 48		Inner Glass Pane (mm)							Glazing Thickness		
		6-7	8-9	10-11	12-13	14-15	16-17	18 [#]	34	36	38
<p>Outer Glass Pane (mm)</p>	<p>2102 6mm 2101</p>			X						X	
		6	8					X			X
			10								
	<p>2104 8mm 2103</p>			X						X	
		6	8								
			10								
	<p>2106 10mm 2105</p>		X				X		X		
		6	8								
			10								
	6				X			X			



3.14

	2153	1407-36mm Glass Support
		1411- 40mm Glass Support
		3029-23mm Screw
		2020 56mm Drainage Diverter
		2200-18mm Thermal Break
		2166- 6mm Gasket
		2170- 2mm Joint Gasket
		2182- 2mm Joint Gasket
		2175- 7mm Joint Gasket
		2403- 12mm Double Glazing Clamp
		1390- 70mm Length
		3030 29mm Screw



Changes reserved
 Sous reserve de modifications
 Änderungen vorbehalten

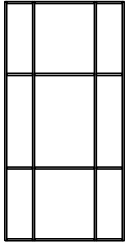
Issue: 05
 Date : 10-16

Glazing charts

3

Comar 6EFT

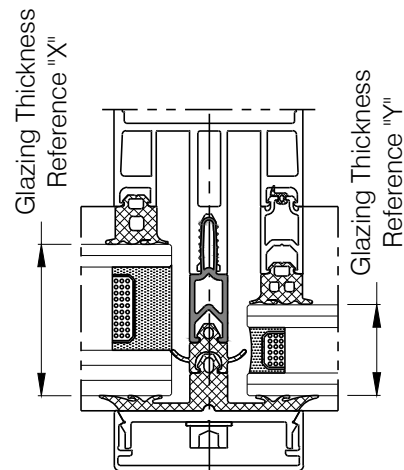
Capped curtain wall



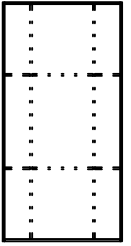
3.15

Fabricators Guide

GLAZING POCKET 54								Glazing Thickness Reference "X" (mm)							
								34	36	38	40	42	44		
2102	6mm 2101										Y				X
2104	8mm 2103									Y				X	
2106	10mm 2105								Y				X		
2108	12mm 2107			Y				Y				X			Y
2110	14mm 2109		Y			Y		Y				X			Y
2112	16mm 2111	Y			Y		Y					X		Y	
2490	6mm 1330	Y	Y	Y									Y	Y	Y
2490	18mm 1328						Y	Y	Y	Y	Y	Y			
2490	22mm 1329	Y	Y	Y	Y	Y									
Glazing Thickness Reference "Y" (mm)		6	8	10	12	14	16	18	20	22	24	26	28	30	32
	2165- 10mm Pressure Plate Gasket														
	2200- 18mm Thermal Break														
	1404 - 40mm Glass Support + 2153- 6mm Gasket														
	2167 8mm High Preformed Gasket														
	3029-23mm Screw														
	3011- 55mm Screw 3091- Washer														
	2026- 64mm Drainage Diverter														



Copyright and ownership of this drawing is vested in EFT, Euro Facade Systems Ltd, whose prior written consent is required for its use, reproduction or for publication to any third party. All other rights reserved. Subject to modifications.



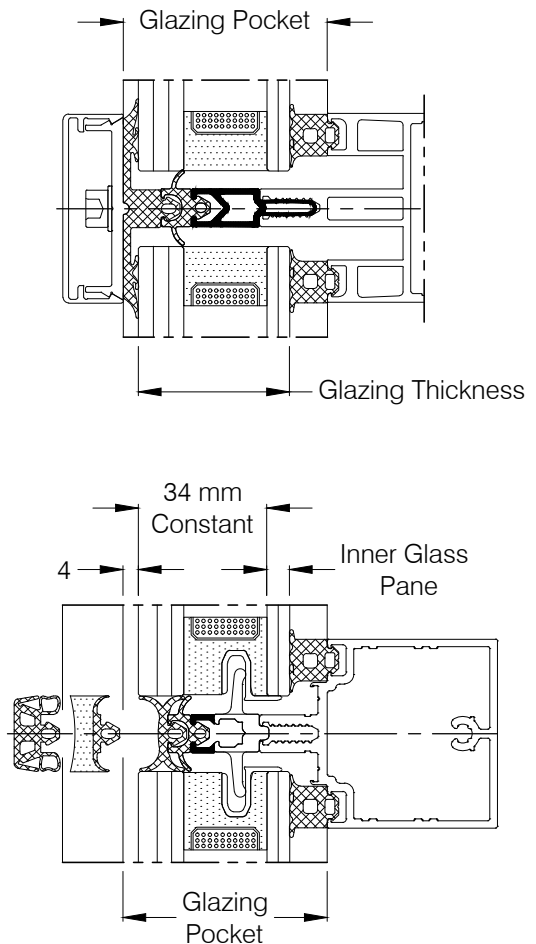
3.16

Copyright and ownership of this drawing is vested in EFT, Euro Facade Systems Ltd, whose prior written consent is required for its use, reproduction or for publication to any third party. All other rights reserved. Subject to modifications.

GLAZING POCKET 54	Inner Glass Pane (mm)			Glazing Thickness (mm)		
	6-7	8-9	10-11	40	42	44
2102 6mm 2101			X			X
2104 8mm 2103		X			X	
2106 10mm 2105	X			X		

	1404- 40mm Glass Support	STRUCTURAL
	2153 - 6mm Gasket	
	3029- 23mm Screw	
	2165- 10mm Pressure Plate Gasket	
	3011 + 3091 55mm Screw + Washer	
	2167 8mm Gasket	
	2200-18mm Thermal Break	
	2166- 6mm Gasket	
OR	2170 Joint Gasket	
OR	2182 Joint Gasket	
	2175 Joint Gasket	
	2403 12mm Glazing Clamp	
	2153 - 6mm Gasket	
	2026 64mm Drainage Diverter	

OUTER GLASS PANE MAX. 12-13mm



Changes reserved
 Sous reserve de modifications
 Änderungen vorbehalten

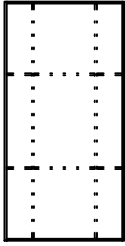
Issue: 05
 Date : 10-16

Glazing charts

3




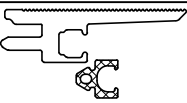

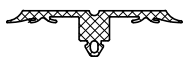










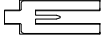
Comar 6EFT

2 sided SGH & SGV c.w.

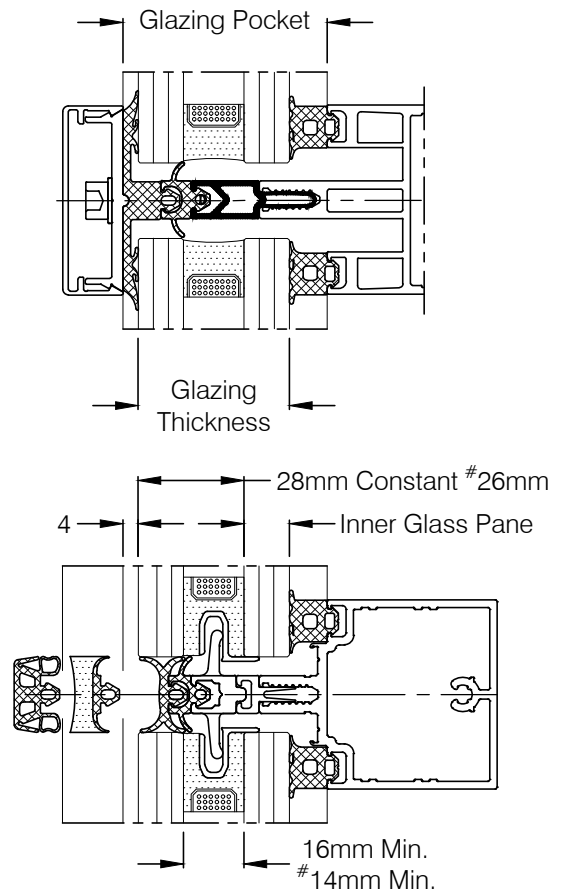


3.17

Fabricators Guide

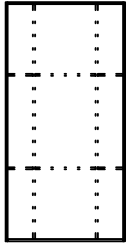
GLAZING POCKET 54		Inner Glass Pane (mm)				Glazing Thickness (mm)		
		12-13	14-15	16-17	18 [#]	40	42	44
	6mm 2101			X	X			X
	8mm 2103		X			X		
	10mm 2105	X				X		
	1404- 40mm Glass Support 2153- 6mm Gasket	STRUCTURAL						
	3029-23mm Screw							
	2165- 10mm Pressure Plate Gasket							
	3011+ 3091 55mm Screw + Washer							
	2167 8mm- Gasket							
	2200-18mm Thermal Break							
	2166 6mm- Gasket							
	2170 Joint Gasket							
OR 	2182 Joint Gasket							
OR 	2175 Joint Gasket							
	2403 12mm Glazing Clamp							
	1390 - 70mm Length							
	3030 29mm Screw							
	2026 64mm Drainage Diverter							

OUTER GLASS PANE MAX. 12-13mm



Copyright and ownership of this drawing is vested in EFT, Euro Facade Systems Ltd, whose prior written consent is required for its use, reproduction or for publication to any third party. All other rights reserved. Subject to modifications.

4 sided SG C.W.

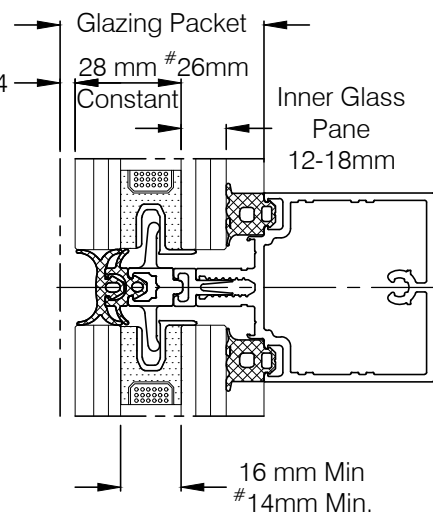
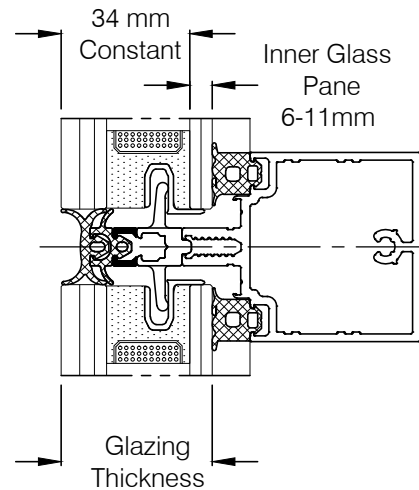


3.18

Copyright and ownership of this drawing is vested in EFT, Euro Facade Systems Ltd, whose prior written consent is required for its use, reproduction or for publication to any third party. All other rights reserved. Subject to modifications.

GLAZING POCKET 54	Inner Glass Pane (mm)							Glazing Thickness (mm)		
	6-7	8-9	10-11	12-13	14-15	16-17	18 [#]	40	42	44
2102 6mm 2101			X			X	X			X
2104 8mm 2103		X			X			X		
2106 10mm 2105	X			X				X		
1404- 40mm Glass Support	X	X	X	X	X	X	X			
2153 6mm- Gasket	X	X	X	X	X	X	X			
3029 23mm Screw	X	X	X	X	X	X	X			
3030 29mm Screw				X	X	X	X			
1390 70mm Length				X	X	X	X			
2200 18mm Thermal Break										
2166 6mm- Gasket										
2403 12mm Double Glazing Clamp										
2170 Joint Gasket										
OR 2182 Joint Gasket										
OR 2175 Joint Gasket										
2020 56mm Drainage Diverter										

OUTER GLASS PANE MAX. 12-13mm



Changes reserved
Sous reserve de modifications
Änderungen vorbehalten

Issue: 05
Date : 10-16

Glazing charts



















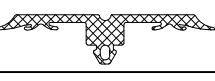

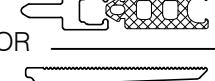



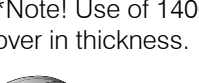

3

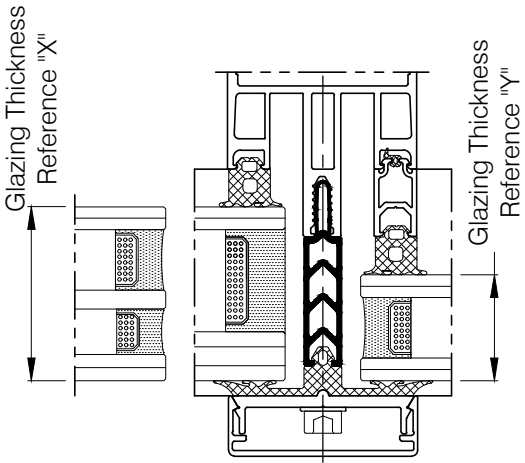
Comar 6EFT

Capped curtain wall

3.19

Fabricators Guide

GLAZING POCKET 60										Glazing Thickness Reference "X" (mm)						
										40	42	44	46	48	50	
		6mm										Y			X	
		8mm									Y			X		
		10mm								Y			X			
		12mm			Y				Y			X			Y	
		14mm		Y			Y		Y			X		Y		
		16mm	Y			Y		Y		X			Y			
		6mm	Y	Y	Y								Y	Y	Y	
		18mm					Y	Y	Y	Y	Y	Y				
		22mm	Y	Y	Y	Y	Y									
Glazing Thickness Reference "Y" (mm)			12	14	16	18	20	22	24	26	28	30	32	34	36	38
			2164- 8mm Pressure Plate Gasket													
			2203- 34mm Thermal Break													
			1405 - 48mm Glass Support + 2155 - 22mm Gasket													
OR 			*1400 - 44mm Glass Support + 2155 - 22mm Gasket													
			3029-23mm Screw													
			3012- 60mm Screw													
			3091- Washer													
			2027- 72mm Drainage Diverter													



*Note! Use of 1400 Glass Support as option to 1405 only when external glass pane is 8mm or over in thickness.

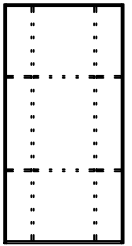


Changes reserved
 Sous reserve de modifications
 Änderungen vorbehalten

Issue: 05
 Date : 10-16

Copyright and ownership of this drawing is vested in EFT, Euro Facade Systems Ltd, whose prior written consent is required for its use, reproduction or for publication to any third party. All other rights reserved. Subject to modifications.

Copyright and ownership of this drawing is vested in EFT, Euro Facade Systems Ltd, whose prior written consent is required for its use, reproduction or for publication to any third party. All other rights reserved. Subject to modifications.



3.20

GLAZING POCKET 60		Inner Glass Pane (mm)			Glazing Thickness (mm)		
		6-7	8-9	10-11	46	48	50
	6mm 2101			X			X
	8mm 2103		X			X	
	10mm 2105	X			X		
	1405- 48mm Glass Support 2153 6mm Gasket (for SGV) 2155 22mm Gasket (for SGH)						
OR	1400- 44mm Glass Support 2153 6mm Gasket (for SGV) 2155 22mm Gasket (for SGH)						
	3029- 23mm Screw						
	2164- 8mm Pressure Plate Gasket						
	3012+ 3091 60mm Screw + Washer						
	2203 - 34mm Thermal Break						
	2166 6mm Gasket x 2						
	2200- 18mm Thermal Break						
OR	2170 Joint Gasket						
OR	2182 Joint Gasket						
OR	2175 Joint Gasket						
	2403 12mm Glazing Clamp 2153 6mm Gasket						
	2027 72mm Drainage Diverter						

OUTER GLASS PANE MAX. 12-13mm

*Note! Use of 1400 glass support as option to 1405 only when external glass pane is 8mm or over in thickness.

Changes reserved
 Sous reserve de modifications
 Änderungen vorbehalten

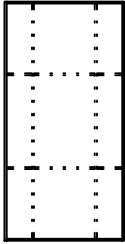
Issue: 05
 Date : 10-16

Glazing charts

3

Comar 6EFT

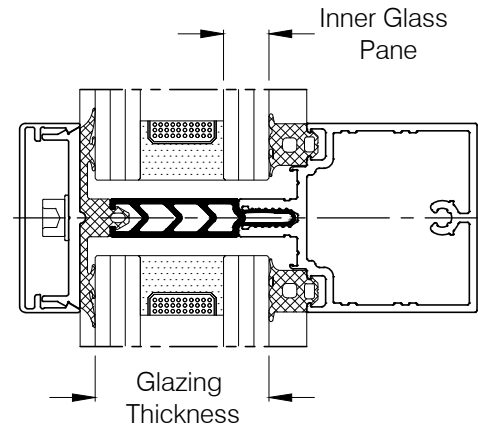
2 sided SGH & SGV c.w.



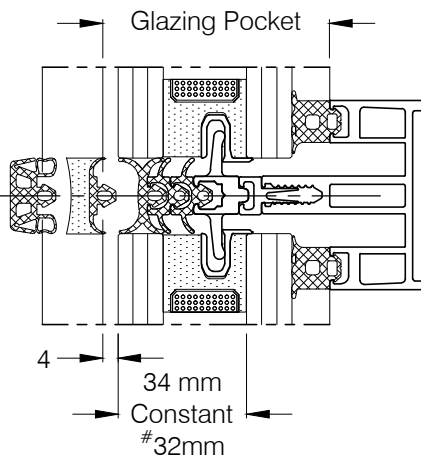
3.21

GLAZING POCKET 60		Inner Glass Pane (mm)				Glazing Thickness (mm)		
Inner Glass Pane (mm)		12-13	14-15	16-17	18#	46	48	50
2102	6mm 2101			X	X			X
2104	8mm 2103		X				X	
2106	10mm 2105	X				X		

1405- 48mm Glass Support 2153 6mm Gasket (for SGV) 2155 22mm Gasket (for SGH)	OR	1400- 44mm Glass Support 2153 6mm Gasket (for SGV) 2155 22mm Gasket (for SGH)
3029- 23mm Screw		
2164- 8mm Pressure Plate Gasket		
3012+ 3091 60mm Screw + Washer		
2203-34mm Thermal Break		
2166- 6mm Gasket x 2		
2200- 18mm Thermal Break		
2170 Joint Gasket	OR	2182 Joint Gasket
2175 Joint Gasket	OR	
2403 12mm Double Glazing Clamp		
1390- 70mm Length		
3030 29mm Screw		
2027 72mm Drainage Diverter		



STRUCTURAL



*Note! Use of 1400 glass support as option to 1405 only when external glass pane is 8mm or over in thickness.

Copyright and ownership of this drawing is vested in EFT, Euro Facade Systems Ltd, whose prior written consent is required for its use, reproduction or for publication to any third party. All other rights reserved. Subject to modifications.

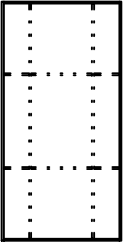
Fabricators Guide



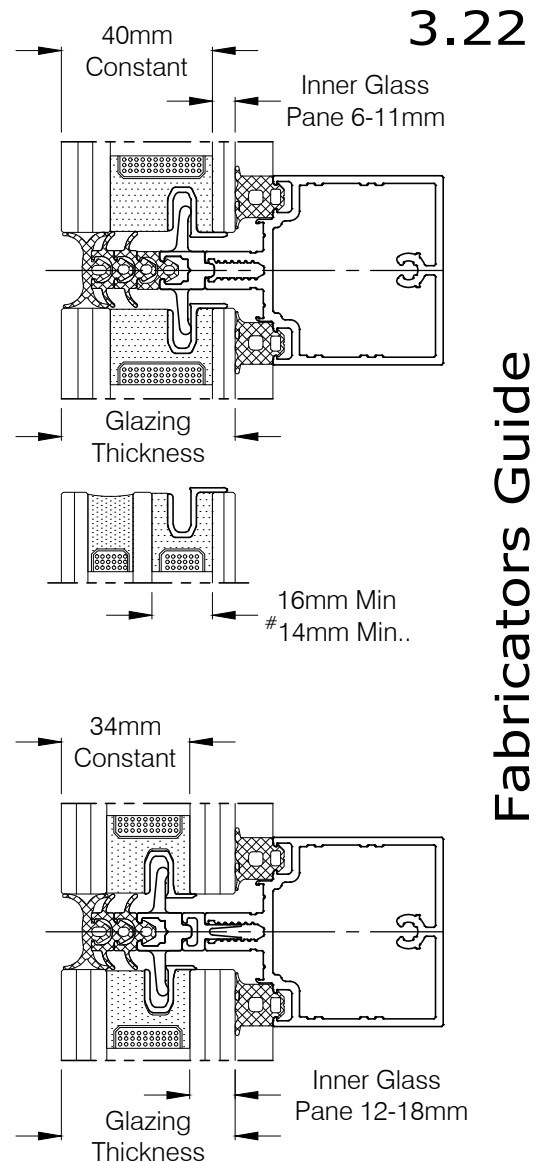
OUTER GLASS PANE MAX. 12-13mm

4 side SG C.W.

Comar 6EFT



GLAZING POCKET 60	Inner Glass Pane (mm)							Glazing Thickness (mm)		
	6-7	8-9	10-11	12-13	14-15	16-17	18 [#]	46	48	50
2102 6mm 2101			X			X	X			X
2104 8mm 2103		X			X				X	
2106 10mm 2105	X			X				X		
1405- 48mm Glass Support OR 1400 44mm Glass Support	X	X	X	X	X	X	X			
2153 6mm- Gasket	X	X	X	X	X	X	X			
3029 23mm Screw	X	X	X	X	X	X	X			
2166 6mm- Gasket x 2	X	X	X	X	X	X	X			
2200 18mm Thermal Break	X	X	X	X	X	X	X			
3030 29mm Screw				X	X	X	X			
1390 70mm Length				X	X	X	X			
2403 12mm Double Glazing Clamp										
OR 2170 Joint Gasket										
OR 2182 Joint Gasket										
OR 2175 Joint Gasket										
2026 64mm Drainage Diverter										



Fabricators Guide

OUTER GLASS PANE MAX. 12-13mm

*Note! Use of 1400 glass support as option to 1405 only when external glass pane is 8mm or over in thickness.

Changes reserved
 Sous reserve de modifications
 Änderungen vorbehalten


Issue: 05
 Date : 10-16

Glazing charts

3

Comar 6EFT

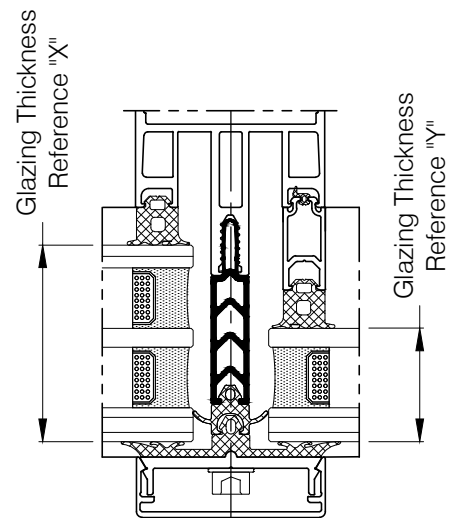
Capped curtain wall



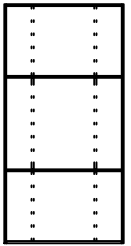
3.23

Fabricators Guide

GLAZING POCKET 66										Glazing Thickness Reference "X" (mm)					
										46	48	50	52	54	56
2102	6mm 2101											Y			X
2104	8mm 2103										Y			X	
2106	10mm 2105									Y			X		
2108	12mm 2107			Y				Y				X			Y
2110	14mm 2109		Y			Y		Y			X			Y	
2112	16mm 2111	Y			Y		Y			X			Y		
2490	6mm 1330	Y	Y	Y									Y	Y	Y
2490	18mm 1328						Y	Y	Y	Y	Y	Y			
2490	22mm 1329	Y	Y	Y	Y	Y									
Glazing Thickness Reference "Y" (mm)		18	20	22	24	26	28	30	32	34	36	38	40	42	44
	2163- 6mm Pressure Plate Gasket														
	2203- 34mm Thermal Break														
	1406 - 52mm Glass Support + 2155- 22mm Gasket														
	2167 8mm High Preformed Gasket														
	3029-23mm Screw														
	3013- 65mm Screw 3091- Washer														
	2021- 50mm Drainage Diverter + 2032- 35mm Drainage Extension														



Copyright and ownership of this drawing is vested in EFT, Euro Facade Systems Ltd, whose prior written consent is required for its use, reproduction or for publication to any third party. All other rights reserved. Subject to modifications.



3.24

Copyright and ownership of this drawing is vested in EFT, Euro Facade Systems Ltd, whose prior written consent is required for its use, reproduction or for publication to any third party. All other rights reserved. Subject to modifications.

GLAZING POCKET 66		Inner Glass Pane (mm)			Glazing Thickness (mm)		
		6-7	8-9	10-11	52	54	56
	2102 6mm 2101			X			X
	2104 8mm 2103		X			X	
	2106 10mm 2105	X			X		
	1406- 52mm Glass Support 2155 22mm Gasket						
	3029- 23mm Screw						
	2163- 6mm Pressure Plate Gasket						
	3013+ 3091 65mm Screw + Washer						
	2167 8mm Gasket						
	2203-34mm Thermal Break						
OR 	2170 Joint Gasket						
OR 	2182 Joint Gasket						
OR 	2175 Joint Gasket						
	2155 22mm Gasket						
	2403 12mm Glazing Clamp						
	2021 50mm Drainage Diverter+ 2032 35mm Drainage Extension						

STRUCTURAL

OUTER GLASS PANE MAX. 12-13mm

Changes reserved
Sous reserve de modifications
Änderungen vorbehalten

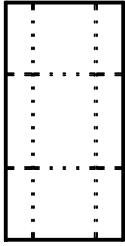
Issue: 05
Date : 10-16

Glazing charts

3

Comar 6EFT

2 sided SGH & SGV c.w.



3.25

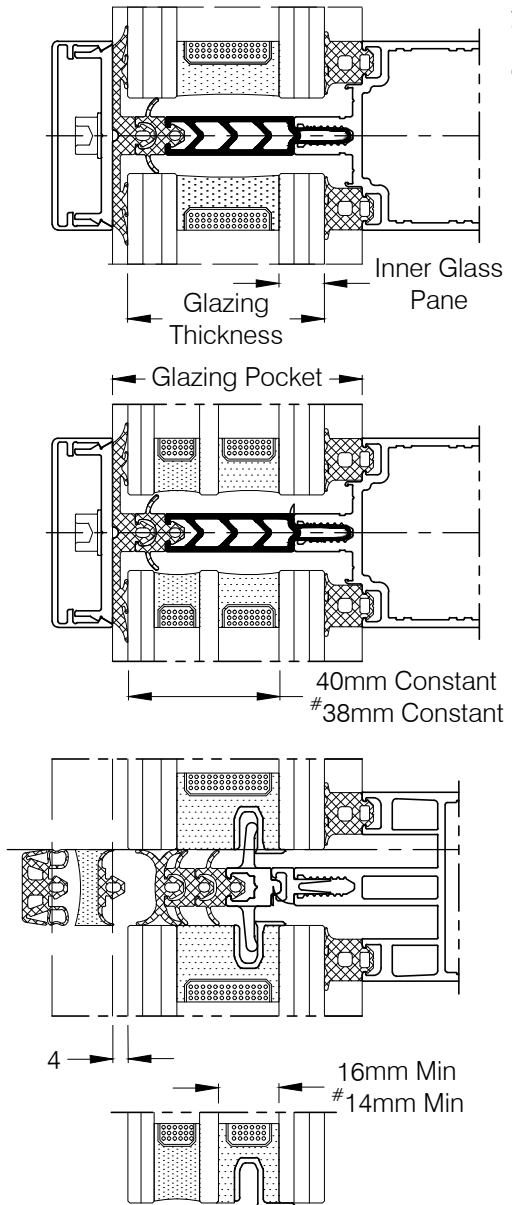
Fabricators Guide

GLAZING POCKET 66		Inner Glass Pane (mm)				Glazing Thickness (mm)		
		12-13	14-15	16-17	18#	52	54	56
	6mm 2101			X	X			X
	8mm 2103		X			X		
	10mm 2105	X				X		

	1406- 52mm Glass Support 2155 22mm Gasket
	3029- 23mm Screw
	2163- 6mm Pressure Plate Gasket
	3013+ 3091 65mm Screw + Washer
	2021 50mm Drainage Diverter + 2032 35mm Drainage Extension
	2203-34mm Thermal Break
	2167 8mm Gasket
	2167 8mm Gasket x 2
OR	2170 Joint Gasket
OR	2182 Joint Gasket
	2175 Joint Gasket
	2403 12mm Glazing Clamp
	1390- 70mm Length
	3030 29mm Screw

STRUCTURAL

OUTER GLASS PANE MAX. 12-13mm



Copyright and ownership of this drawing is vested in EFT, Euro Facade Systems Ltd, whose prior written consent is required for its use, reproduction or for publication to any third party. All other rights reserved. Subject to modifications.

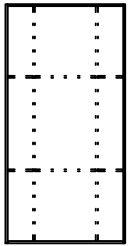


comar
ARCHITECTURAL ALUMINIUM SYSTEMS

Changes reserved
Sous reserve de modifications
Änderungen vorbehalten

Issue: 05
Date : 10-16

4 sided SG C.W.

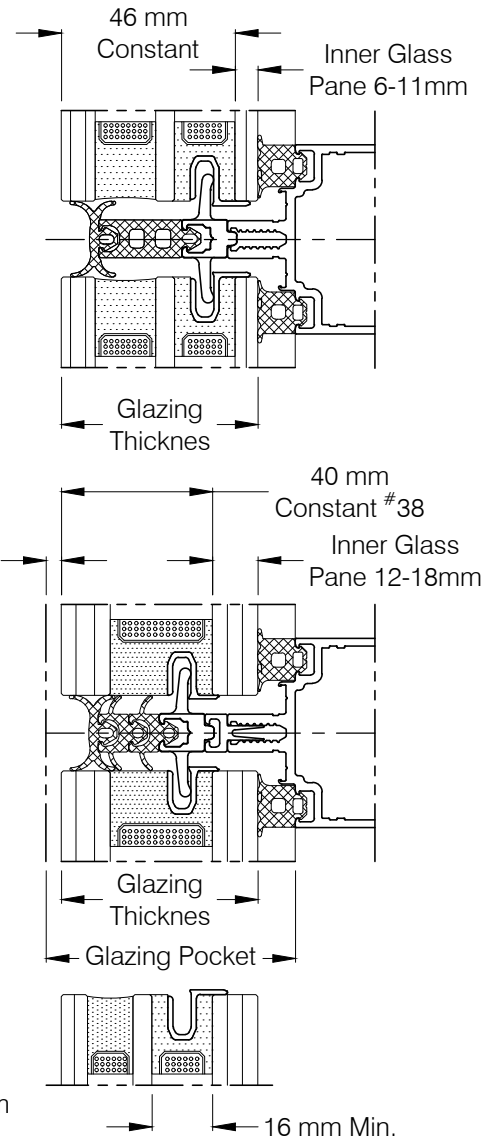


3.26

Copyright and ownership of this drawing is vested in EFT, Euro Facade Systems Ltd, whose prior written consent is required for its use, reproduction or for publication to any third party. All other rights reserved. Subject to modifications.

GLAZING POCKET 66	Inner Glass Pane (mm)							Glazing Thickness (mm)		
	6-7	8-9	10-11	12-13	14-15	16-17	18 [#]	52	54	56
2102 6mm 2101			X			X	X			X
2104 8mm 2103		X			X				X	
2106 10mm 2105	X			X				X		
1406- 52mm Glass Support	X	X	X	X	X	X	X			
2153 6mm- Gasket	X	X	X	X	X	X	X			
3029 23mm Screw	X	X	X	X	X	X	X			
2167 8mm- Gasket x 2				X	X	X	X			
2155 22mm- Gasket	X	X	X							
3030 29mm Screw				X	X	X	X			
1390 70mm Length				X	X	X	X			
2203- 34mm Thermal Break	X	X	X	X	X	X	X			
2403 12mm Double Glazing Clamp										
OR 2170 Joint Gasket										
OR 2182 Joint Gasket										
OR 2175 Joint Gasket										
2027 72mm Drainage Diverter										

OUTER GLASS PANE MAX. 12-13mm



Fabricators Guide


Changes reserved
Sous reserve de modifications
Änderungen vorbehalten

Issue: 05
Date : 10-16

Glazing charts

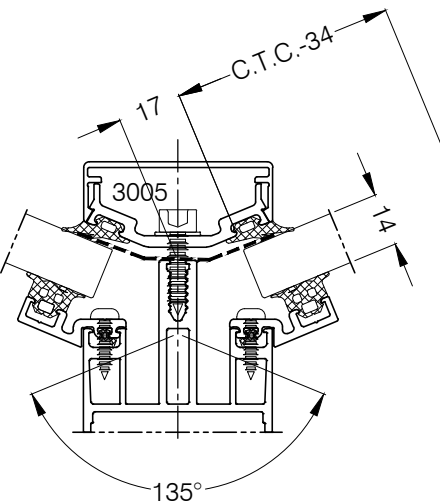
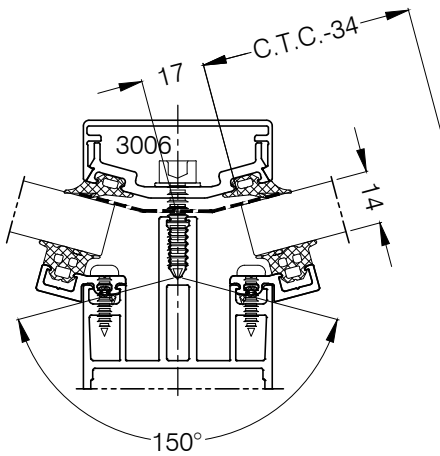
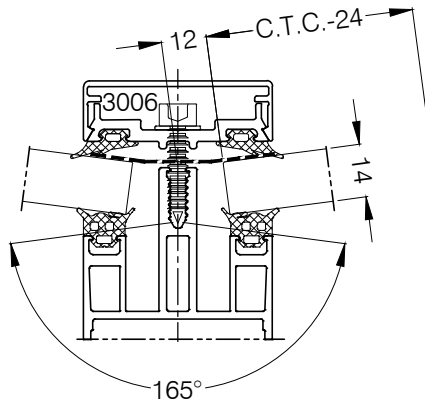
3

Comar 6EFT



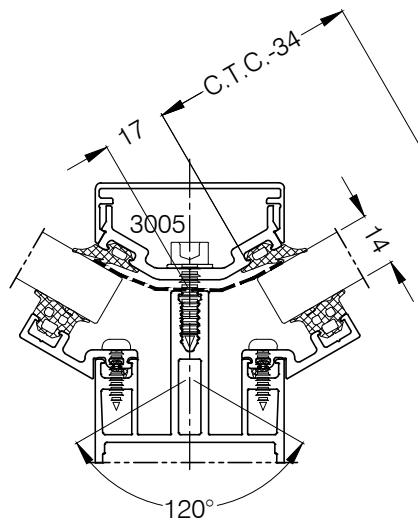
3.27

Fabricators Guide



Capped curtain wall Internal corner

GLAZING POCKET 24	Glazing Thickness (mm)					
	4	6	8	10	12	14
2102 6mm 2101						X
2104 8mm 2103					X	
2106 10mm 2105				X		
2108 12mm 2107			X			
2110 14mm 2109		X				
2112 16mm 2111	X					
	1336-15° Glazing Adapter + 3021 Screw + 2490 Gasket					
	1337-22.5° Glazing Adapter + 3021 Screw + 2490 Gasket					
	1338-30° Glazing Adapter + 3021 Screw + 2490 Gasket					
	2150 + 6001 Pressure Plate Gasket					
	3005- 22mm Screw 3091- Washer					
	3006- 25mm Screw 3091- Washer					
	As required for ventilation					



TRANSOM ITEMS SEE GLAZING CHART FOR CAPPED C.W.

Copyright and ownership of this drawing is vested in EFT, Euro Facade Systems Ltd, whose prior written consent is required for its use, reproduction or for publication to any third party. All other rights reserved. Subject to modifications.



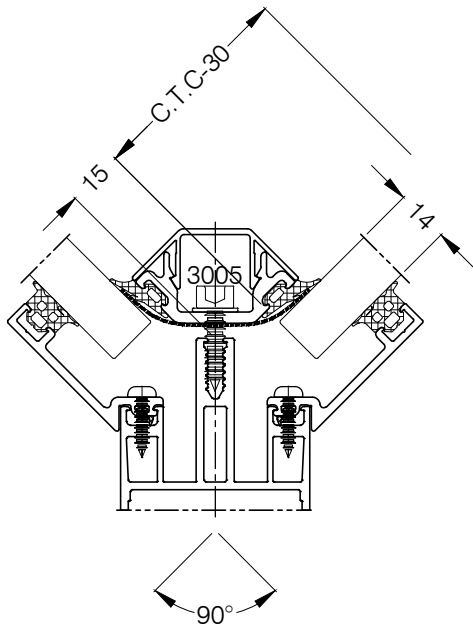
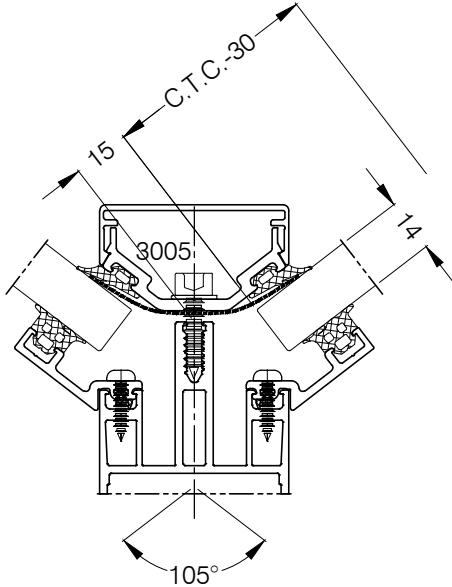
comar
ARCHITECTURAL ALUMINIUM SYSTEMS

Changes reserved
Sous reserve de modifications
Änderungen vorbehalten

Issue: 05
Date : 10-16


Capped curtain wall
Internal corner

Copyright and ownership of this drawing is vested in EFT, Euro Facade Systems Ltd, whose prior written consent is required for its use, reproduction or for publication to any third party. All other rights reserved. Subject to modifications.



GLAZING POCKET 24	Glazing Thickness (mm)					
	4	6	8	10	12	14
2102 6mm 2101						X
2104 8mm 2103					X	
2106 10mm 2105				X		
2108 12mm 2107			X			
2110 14mm 2109		X				
2112 16mm 2111	X					
	1339-37.5° Glazing Adapter + 3021 Screw+2490 Gasket					
	1344-45° Glazing Adapter +3021 Screw+2490 Gasket					
	BUTYL 2150+ 6001 or 6002 Pressure Plate Gasket					
	3005- 22mm Screw 3091- Washer					
	As required for ventilation					

TRANSOM ITEMS SEE GLAZING CHART FOR CAPPED C.W.



3.28


Changes reserved
Sous reserve de modifications
Änderungen vorbehalten

Issue: 05
Date : 10-16

Glazing charts

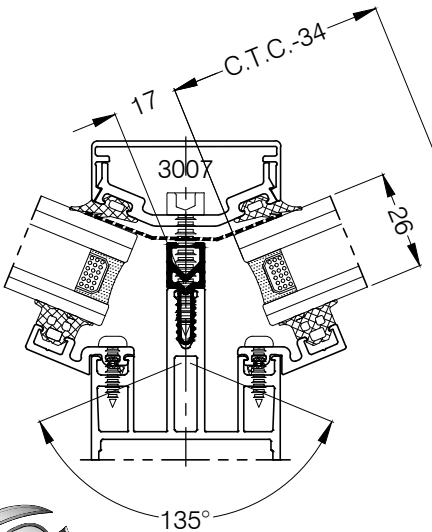
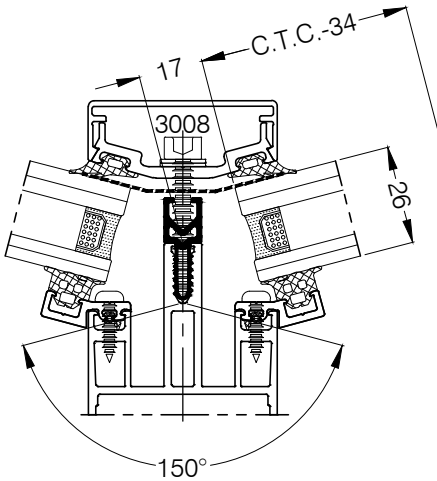
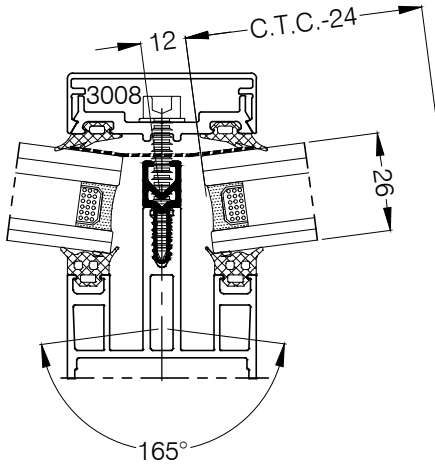
3

Comar 6EFT



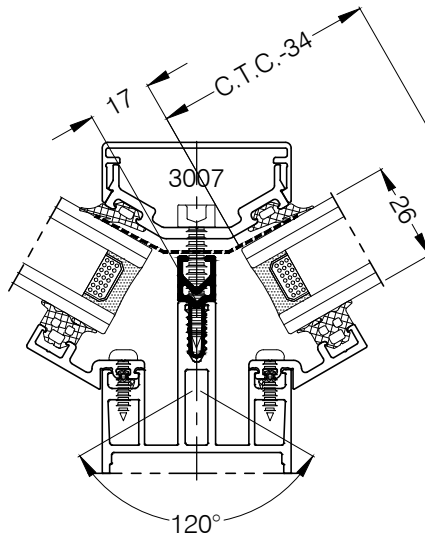
3.29

Fabricators Guide



Capped curtain wall Internal corner

GLAZING POCKET 36	Glazing Thickness (mm)					
	16	18	20	22	24	26
2102 2101 6mm						X
2104 2103 8mm					X	
2106 2105 10mm				X		
2108 2107 12mm			X			
2110 2109 14mm		X				
2112 2111 16mm	X					
BUTYL	2150+ 6001 Pressure Plate Gasket					
	1336-15° Glazing Adapter + 3021 Screw+2490 Gasket					
	1337-22.5° Glazing Adapter + 3021 Screw+2490 Gasket					
	1338-30° Glazing Adapter + 3021 Screw+2490 Gasket					
	2197-12mm Thermal Break					
	3007- 32mm Screw + 3091 Washer when Fit					
	3008- 38mm Screw + 3091 Washer when Fit					
	As required for ventilation					



TRANSOM ITEMS SEE GLAZING CHART FOR CAPPED C.W.

Copyright and ownership of this drawing is vested in EFT, Euro Facade Systems Ltd, whose prior written consent is required for its use, reproduction or for publication to any third party. All other rights reserved. Subject to modifications.



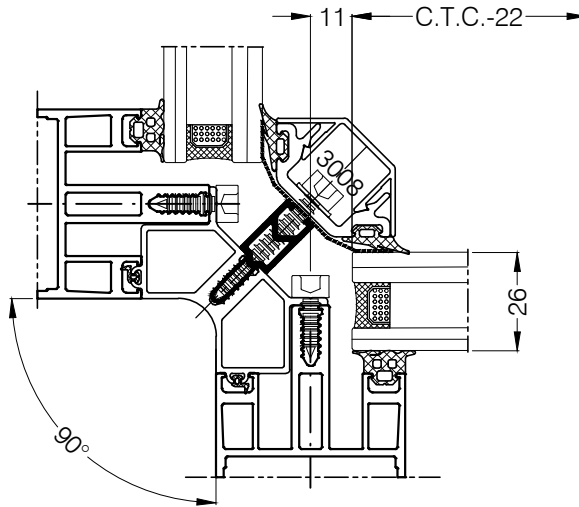
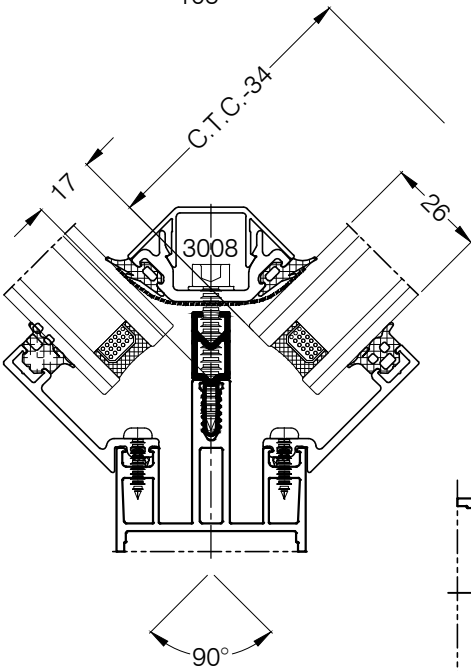
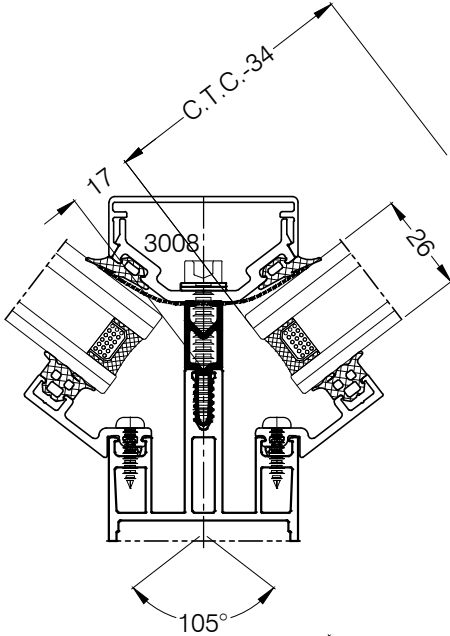
comar
ARCHITECTURAL ALUMINIUM SYSTEMS

Changes reserved
Sous reserve de modifications
Änderungen vorbehalten

Issue: 05
Date : 10-16


Capped curtain wall
Internal corner

Copyright and ownership of this drawing is vested in EFT, Euro Facade Systems Ltd, whose prior written consent is required for its use, reproduction or for publication to any third party. All other rights reserved. Subject to modifications.



GLAZING POCKET 36	Glazing Thickness (mm)					
	16	18	20	22	24	26
2102 2101 6mm						X
2104 2103 8mm					X	
2106 2105 10mm				X		
2108 2107 12mm			X			
2110 2109 14mm		X				
2112 2111 16mm	X					
BUTYL Pressure Plate Gasket	2150+ 6001 Pressure Plate Gasket					
1339-37.5° Glazing Adapter + 3021 Screw+2490 Gasket	1339-37.5° Glazing Adapter + 3021 Screw+2490 Gasket					
1344-45° Glazing Adapter + 3021 Screw+2490 Gasket	1344-45° Glazing Adapter + 3021 Screw+2490 Gasket					
2200-18mm Thermal Break	2200-18mm Thermal Break					
3008- 38mm Screw + 3091 Washer when Fit	3008- 38mm Screw + 3091 Washer when Fit					
As required for ventilation	As required for ventilation					

TRANSOM ITEMS SEE GLAZING CHART FOR CAPPED C.W.




3.30

Changes reserved
Sous reserve de modifications
Änderungen vorbehalten

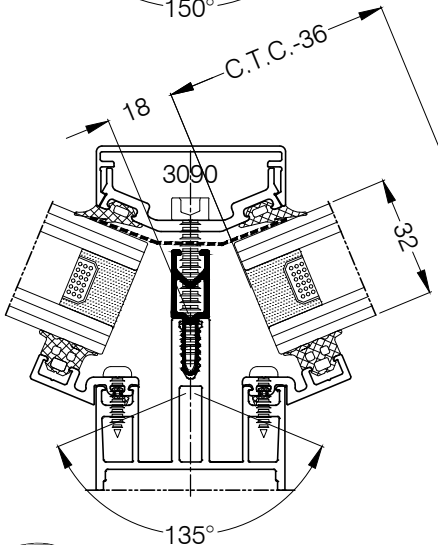
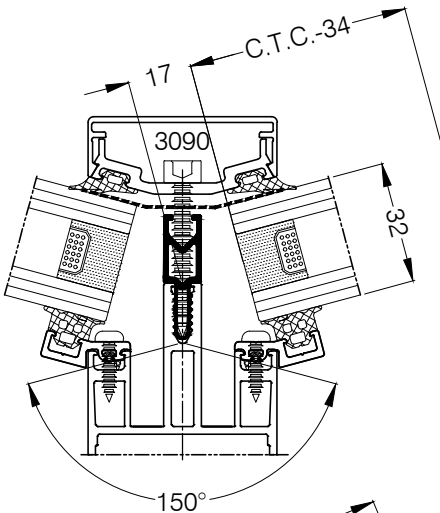
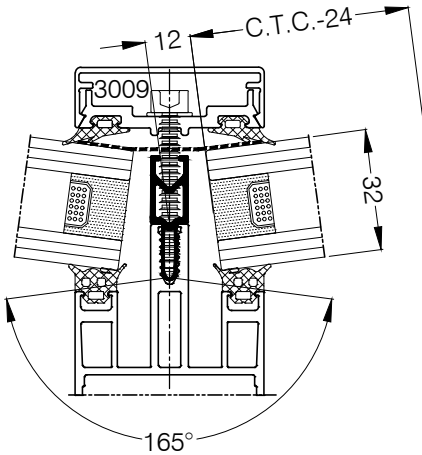
Issue: 05
Date : 10-16

Comar 6EFT

Capped curtain wall
Internal corner



3.31



GLAZING POCKET 42	Glazing Thickness (mm)					
	22	24	26	28	30	32
2102 2101 6mm						X
2104 2103 8mm					X	
2106 2105 10mm				X		
2108 2107 12mm			X			
2110 2109 14mm		X				
2112 2111 16mm	X					
BUTYL	2150+ 6001 Pressure Plate Gasket					
1336-15° Glazing Adapter + 3021 Screw+2490 Gasket	1336-15° Glazing Adapter + 3021 Screw+2490 Gasket					
1337-22.5° Glazing Adapter + 3021 Screw+2490 Gasket	1337-22.5° Glazing Adapter + 3021 Screw+2490 Gasket					
1338-30° Glazing Adapter + 3021 Screw+2490 Gasket	1338-30° Glazing Adapter + 3021 Screw+2490 Gasket					
2200-18mm Thermal Break	2200-18mm Thermal Break					
3090- 42mm Screw + 3091 Washer when Fit	3090- 42mm Screw + 3091 Washer when Fit					
3009- 45mm Screw + 3091 Washer when Fit	3009- 45mm Screw + 3091 Washer when Fit					
As required for ventilation	As required for ventilation					

TRANSOM ITEMS SEE GLAZING CHART FOR CAPPED C.W.

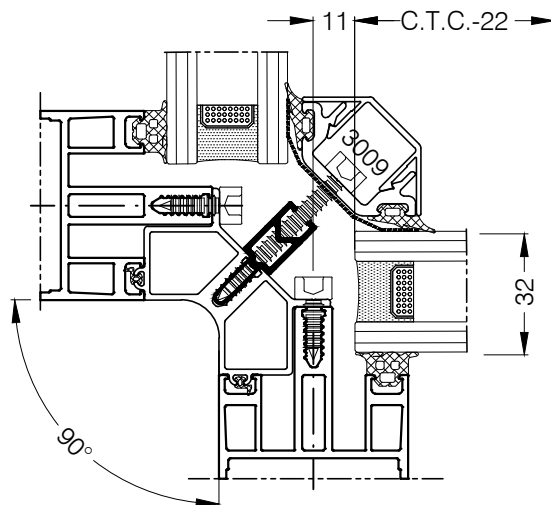
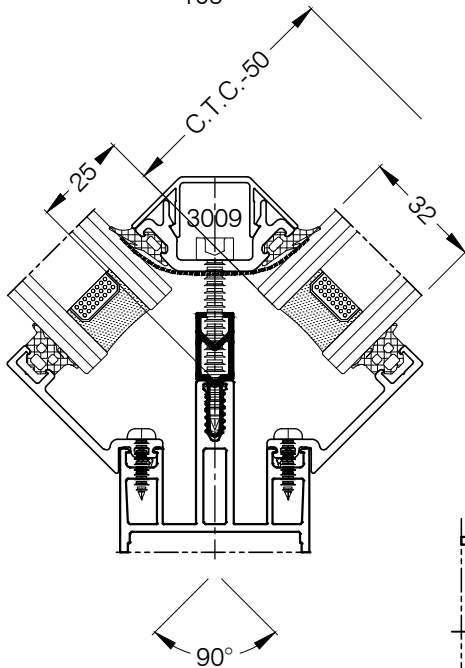
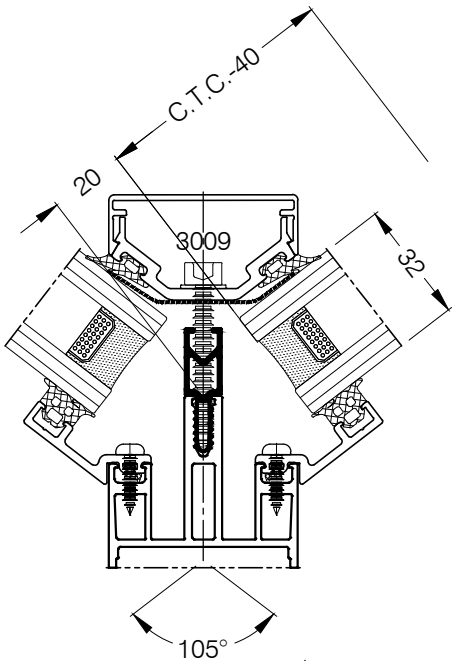
Copyright and ownership of this drawing is vested in EFT, Euro Facade Systems Ltd, whose prior written consent is required for its use, reproduction or for publication to any third party. All other rights reserved. Subject to modifications.

Fabricaors Guide




Capped curtain wall
Internal corner

Copyright and ownership of this drawing is vested in EFT, Euro Facade Systems Ltd, whose prior written consent is required for its use, reproduction or for publication to any third party. All other rights reserved. Subject to modifications.



GLAZING POCKET 42	Glazing Thickness (mm)					
	22	24	26	28	30	32
2102 6mm 2101						X
2104 8mm 2103					X	
2106 10mm 2105				X		
2108 12mm 2107			X			
2110 14mm 2109		X				
2112 16mm 2111	X					
BUTYL	2150+ 6001 Pressure Plate Gasket					
	1339-37.5° Glazing Adapter + 3021 Screw+2490 Gasket					
	1344-45° Glazing Adapter +3021 Screw+2490 Gasket					
	2200-18mm Thermal Break					
	3009- 45mm Screw + 3091 Washer when Fit					
	As required for drainage					

TRANSOM ITEMS SEE GLAZING CHART FOR CAPPED C.W.




3.32

Changes reserved
Sous reserve de modifications
Änderungen vorbehalten

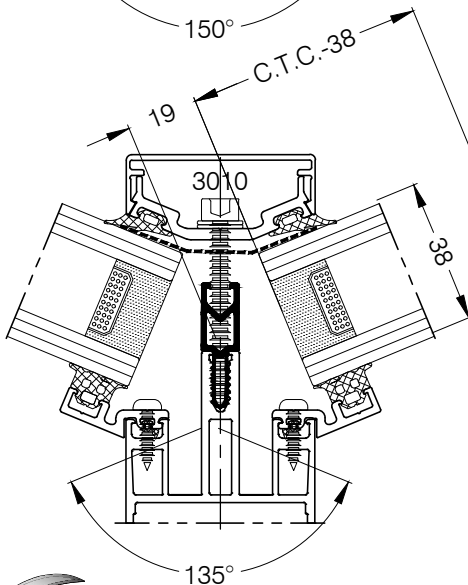
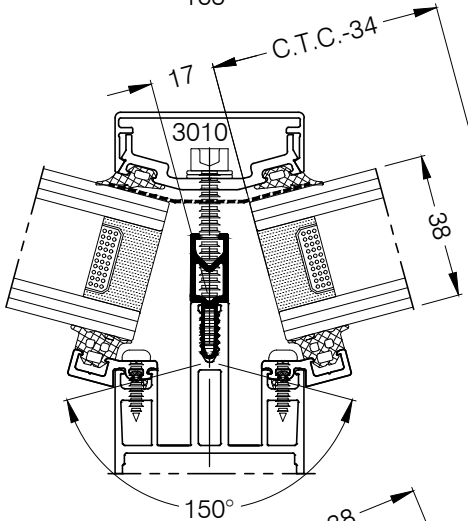
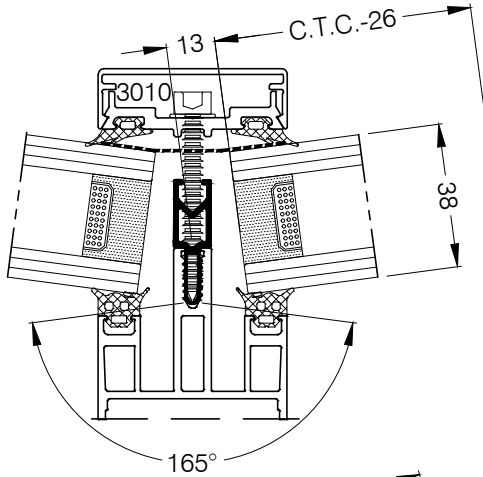
Issue: 05
Date : 10-16

Comar 6EFT

Capped curtain wall
Internal corner



3.33

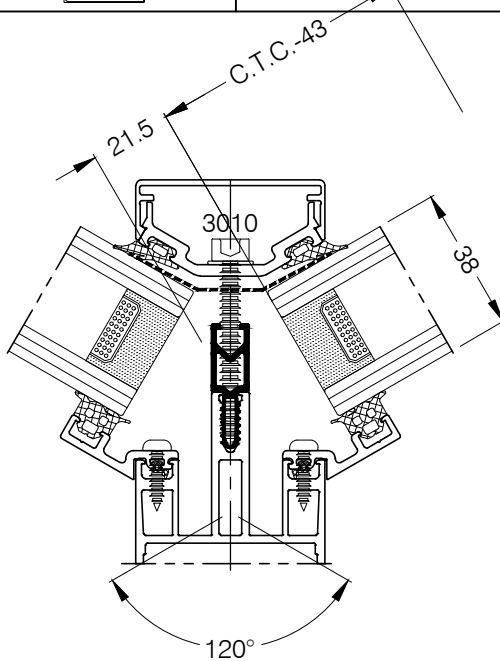


GLAZING POCKET 48	Glazing Thickness (mm)					
	28	30	32	34	36	38
2102 6mm 2101						X
2104 8mm 2103					X	
2106 10mm 2105				X		
2108 12mm 2107			X			
2110 14mm 2109		X				
2112 16mm 2111	X					
BUTYL	2150+ 6001 Pressure Plate Gasket					
	1336-15° Glazing Adapter + 3021 Screw+2490 Gasket					
	1337-22.5° Glazing Adapter + 3021 Screw+2490 Gasket					
	1338-30° Glazing Adapter + 3021 Screw+2490 Gasket					
	2200-18mm Thermal Break					
	3010- 50mm Screw + 3091 Washer when Fit					
	As required for ventilation					

TRANSOM ITEMS SEE GLAZING CHART FOR CAPPED C.W.

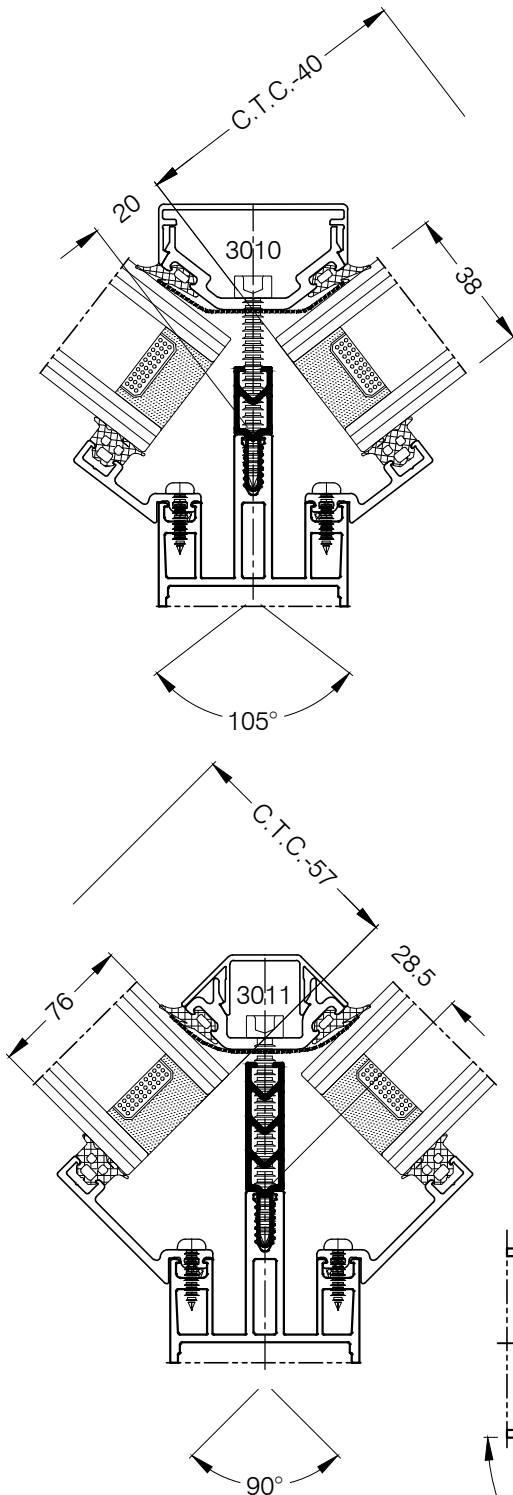
Copyright and ownership of this drawing is vested in EFT, Euro Facade Systems Ltd, whose prior written consent is required for its use, reproduction or for publication to any third party. All other rights reserved. Subject to modifications.

Fabricators Guide

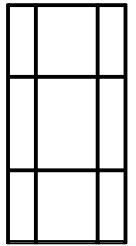


Capped curtain wall
Internal Corner

Copyright and ownership of this drawing is vested in EFT, Euro Facade Systems Ltd, whose prior written consent is required for its use, reproduction or for publication to any third party. All other rights reserved. Subject to modifications.



GLAZING POCKET 48	Glazing Thickness (mm)					
	28	30	32	34	36	38
2102 6mm 2101						X
2104 8mm 2103					X	
2106 10mm 2105				X		
2108 12mm 2107			X			
2110 14mm 2109		X				
2112 16mm 2111	X					
BUTYL	2150+ 6001 Pressure Plate Gasket					
1339-37.5° Glazing Adapter + 3021 Screw+2490 Gasket	1339-37.5° Glazing Adapter + 3021 Screw+2490 Gasket					
1344-45° Glazing Adapter + 3021 Screw+2490 Gasket	1344-45° Glazing Adapter + 3021 Screw+2490 Gasket					
2200-18mm Thermal Break	2200-18mm Thermal Break					
2203-34mm Thermal Break	2203-34mm Thermal Break					
3010- 50mm Screw + 3091 Washer when Fit	3010- 50mm Screw + 3091 Washer when Fit					
3011- 55mm Screw + 3091 Washer when Fit	3011- 55mm Screw + 3091 Washer when Fit					
As required for ventilation	As required for ventilation					



3.34

TRANSOM ITEMS SEE GLAZING CHART FOR CAPPED C.W.

Changes reserved
Sous reserve de modifications
Änderungen vorbehalten

Issue: 05
Date : 10-16




Glazing charts

3

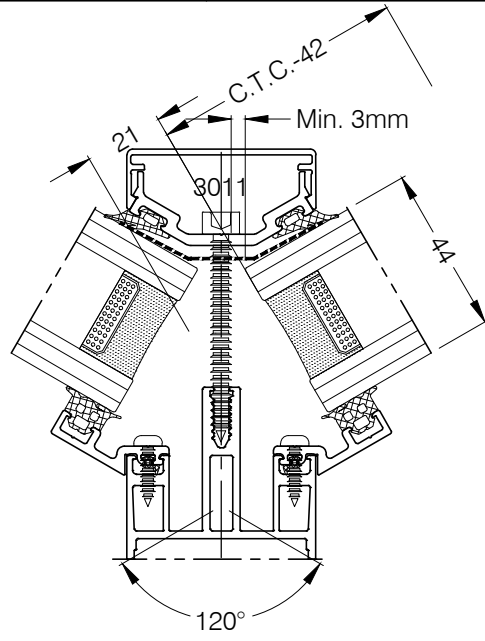
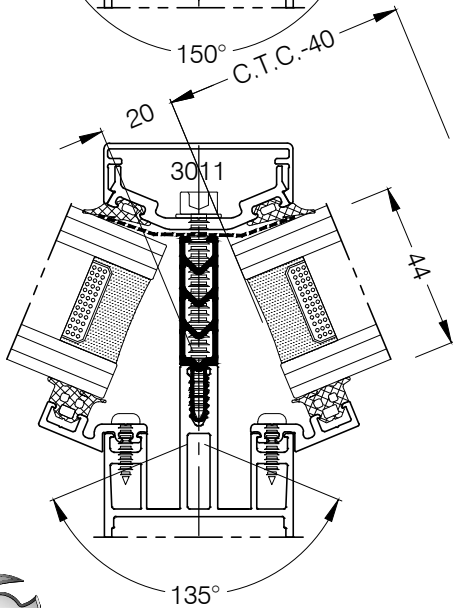
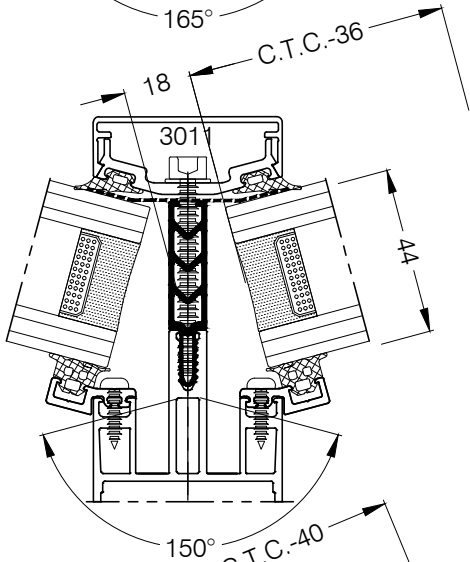
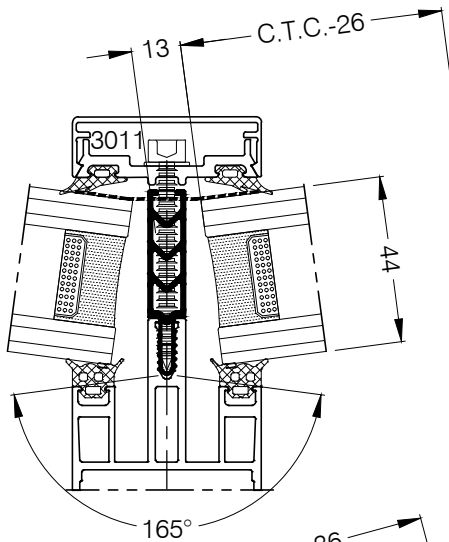
Comar 6EFT

Capped curtain wall Internal corner



3.35

Fabricators Guide



GLAZING POCKET 54	Glazing Thickness (mm)					
	34	36	38	40	42	44
2102 6mm 2101						X
2104 8mm 2103					X	
2106 10mm 2105				X		
2108 12mm 2107			X			
2110 14mm 2109		X				
2112 16mm 2111	X					
BUTYL	2150+ 6001 Pressure Plate Gasket					
1336-15° Glazing Adapter + 3021 Screw+2490 Gasket	1336-15° Glazing Adapter + 3021 Screw+2490 Gasket					
1337-22.5° Glazing Adapter + 3021 Screw+2490 Gasket	1337-22.5° Glazing Adapter + 3021 Screw+2490 Gasket					
1338-30° Glazing Adapter + 3021 Screw+2490 Gasket	1338-30° Glazing Adapter + 3021 Screw+2490 Gasket					
2203-34mm Thermal Break	2203-34mm Thermal Break					
3011- 55mm Screw + 3091 Washer when Fit	3011- 55mm Screw + 3091 Washer when Fit					
As required for ventilation	As required for ventilation					

TRANSOM ITEMS SEE GLAZING CHART FOR CAPPED C.W.

Copyright and ownership of this drawing is vested in EFT, Euro Facade Systems Ltd, whose prior written consent is required for its use, reproduction or for publication to any third party. All other rights reserved. Subject to modifications.



comar
ARCHITECTURAL ALUMINIUM SYSTEMS

Changes reserved
Sous reserve de modifications
Änderungen vorbehalten

Issue: 05
Date : 10-16














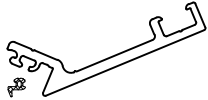


Copyright and ownership of this drawing is vested in EFT, Euro Facade Systems Ltd, whose prior written consent is required for its use, reproduction or for publication to any third party. All other rights reserved. Subject to modifications.

Capped curtain wall Internal corner

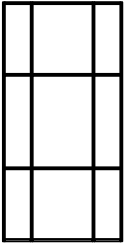
3

Glazing charts

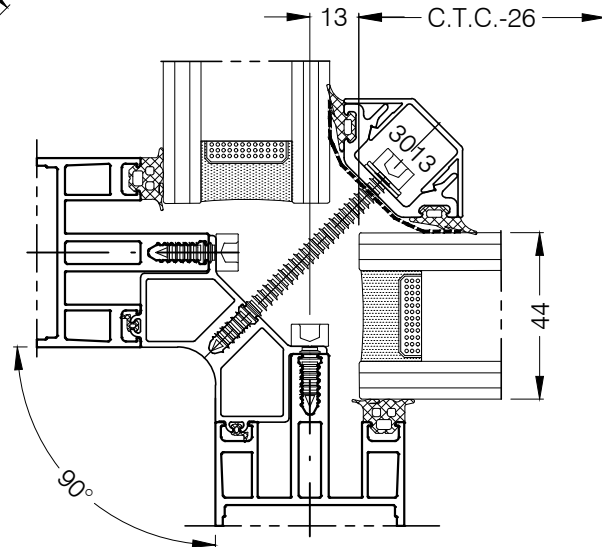
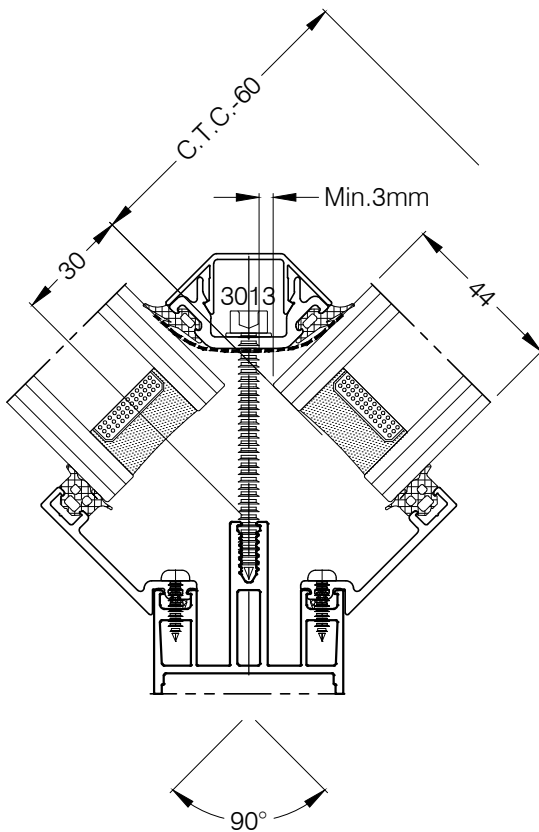
Comar 6EFT

GLAZING POCKET 54	Glazing Thickness (mm)					
	34	36	38	40	42	44
 2102  6mm 2101						X
 2104  8mm 2103					X	
 2106  10mm 2105				X		
 2108  12mm 2107			X			
 2110  14mm 2109		X				
 2112  16mm 2111	X					
 BUTYL	2150+ 6001 Pressure Plate Gasket					
	1344-45° Glazing Adapter +3021 Screw+2490 Gasket					
	3013- 65mm Screw + 3091 Washer when Fit					
	As required for ventilation					

TRANSOM ITEMS SEE GLAZING CHART FOR CAPPED C.W.



3.36



Fabricators Guide

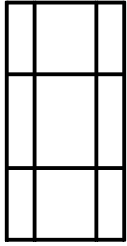
Changes reserved
Sous reserve de modifications
Änderungen vorbehalten

Issue: 05
Date : 10-16

Glazing charts

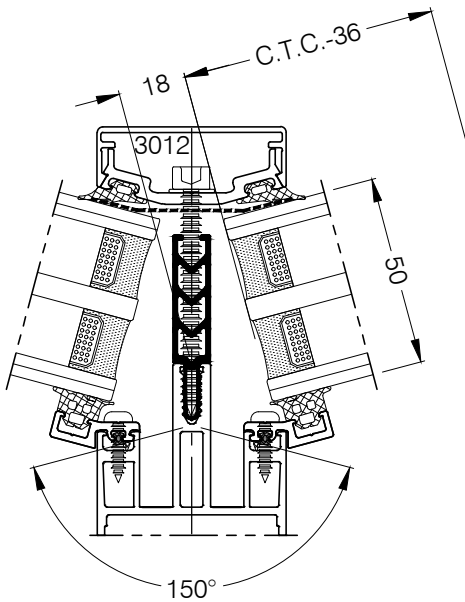
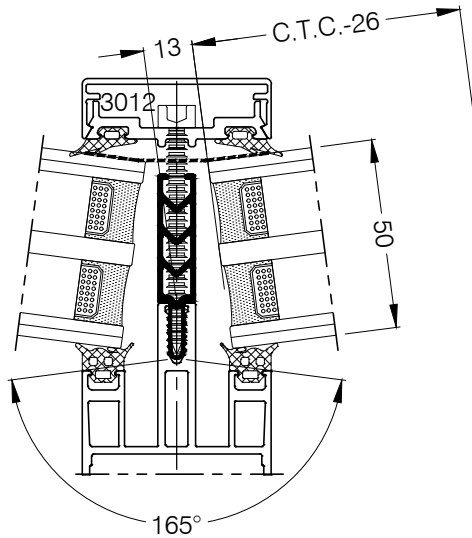
3

Comar 6EFT



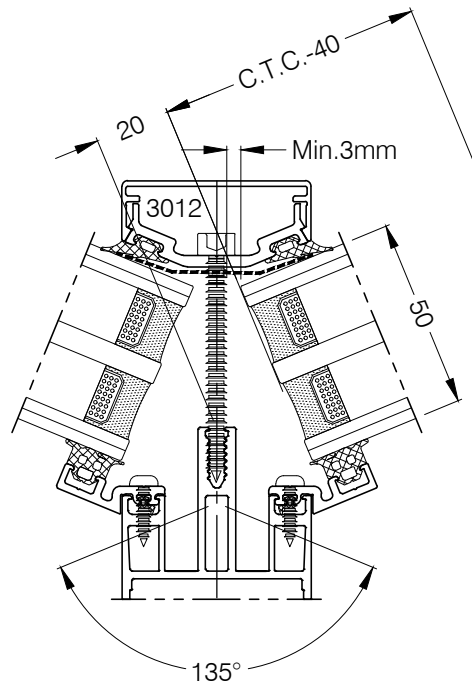
3.37

Fabricators Guide



Capped curtain wall Internal corner

GLAZING POCKET 60	Glazing Thickness (mm)					
	40	42	44	46	48	50
2102 6mm 2101						X
2104 8mm 2103					X	
2106 10mm 2105				X		
2108 12mm 2107			X			
2110 14mm 2109		X				
2112 16mm 2111	X					
BUTYL	2150+ 6001 Pressure Plate Gasket					
1336-15° Glazing Adapter + 3021 Screw+2490 Gasket	1336-15° Glazing Adapter + 3021 Screw+2490 Gasket					
1337-22.5° Glazing Adapter + 3021 Screw+2490 Gasket	1337-22.5° Glazing Adapter + 3021 Screw+2490 Gasket					
2203-34mm Thermal Break	2203-34mm Thermal Break					
3012- 60mm Screw + 3091 Washer when Fit	3012- 60mm Screw + 3091 Washer when Fit					
As required for ventilation	As required for ventilation					



TRANSOM ITEMS SEE GLAZING CHART FOR CAPPED C.W.
Copyright and ownership of this drawing is vested in EFT,
Euro Facade Systems Ltd, whose prior written consent is required
for its use, reproduction or for publication to any third party.
All other rights reserved. Subject to modifications.



comar
ARCHITECTURAL ALUMINIUM SYSTEMS

Changes reserved
Sous reserve de modifications
Änderungen vorbehalten

Issue: 05
Date : 10-16

Copyright and ownership of this drawing is vested in EFT, Euro Facade Systems Ltd, whose prior written consent is required for its use, reproduction or for publication to any third party. All other rights reserved. Subject to modifications.

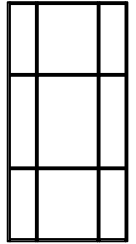
Capped curtain wall Internal corner

3

Glazing charts

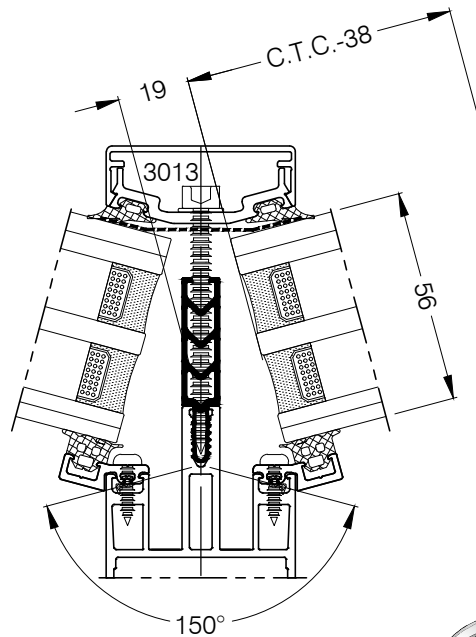
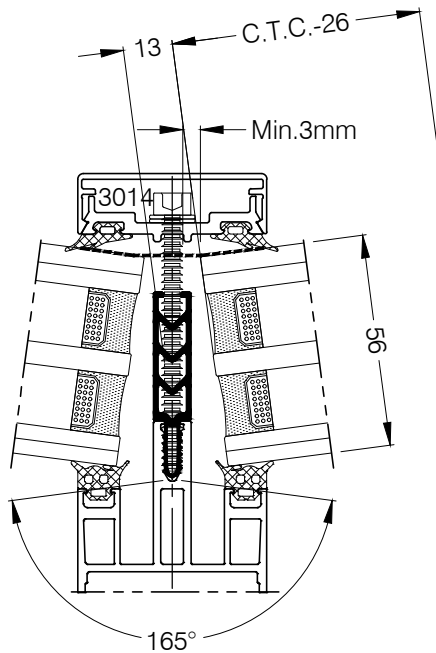
Comar 6EFT

GLAZING POCKET 60	Glazing Thickness (mm)					
	46	48	50	52	54	56
2102 6mm 2101						X
2104 8mm 2103					X	
2106 10mm 2105				X		
2108 12mm 2107			X			
2110 14mm 2109		X				
2112 16mm 2111	X					
BUTYL	2150+ 6001 Pressure Plate Gasket					
	1336-15° Glazing Adapter + 3021 Screw+2490 Gasket					
	2203-34mm Thermal Break					
	3013- 65mm Screw + 3091 Washer when Fit					
	3014- 70mm Screw + 3091 Washer when Fit					
	As required for ventilation					



3.38

TRANSOM ITEMS SEE GLAZING CHART FOR CAPPED C.W.



Fabricators Guide


Changes reserved
Sous reserve de modifications
Änderungen vorbehalten

Issue: 05
Date : 10-16

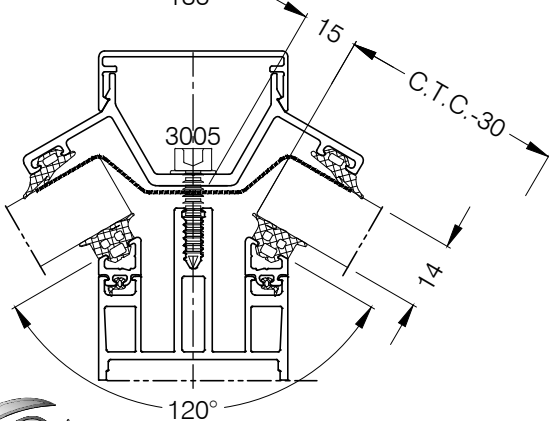
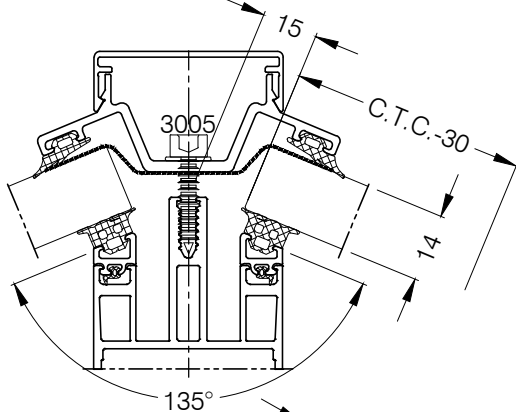
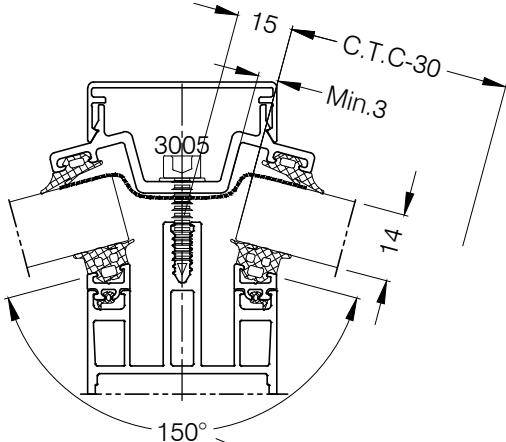
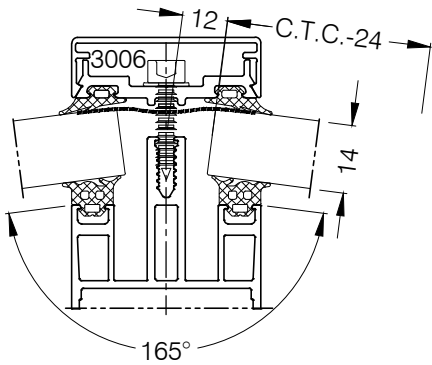
Glazing charts

Comar 6EFT

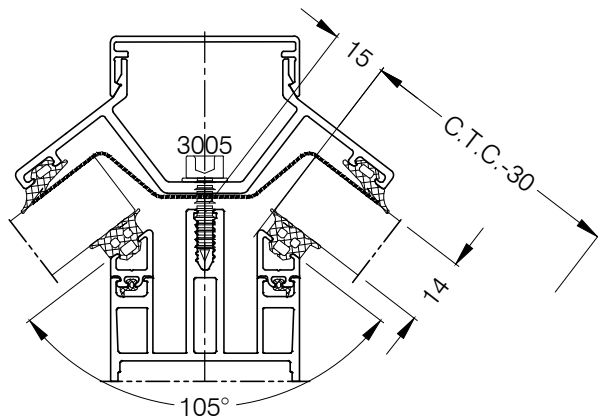
Capped curtain wall Externall corner



3.39



GLAZING POCKET 24	Glazing Thickness (mm)					
	4	6	8	10	12	14
2102 2101 6mm						X
2104 2103 8mm					X	
2106 2105 10mm				X		
2108 2107 12mm			X			
2110 2109 14mm		X				
2112 2111 16mm	X					
1331-15° Glazing Adapter+2490 Gasket						
1332-22.5° Glazing Adapter+2490 Gasket						
1333-30° Glazing Adapter+2490 Gasket						
1334-37.5° Glazing Adapter+2490 Gasket						
BUTYL 2150+ 6001or 6002 Pressure Plate Gasket						
3005- 22mm Screw + 3091 Washer when Fit						
3006- 25mm Screw + 3091 Washer when Fit						
As required for ventilation						



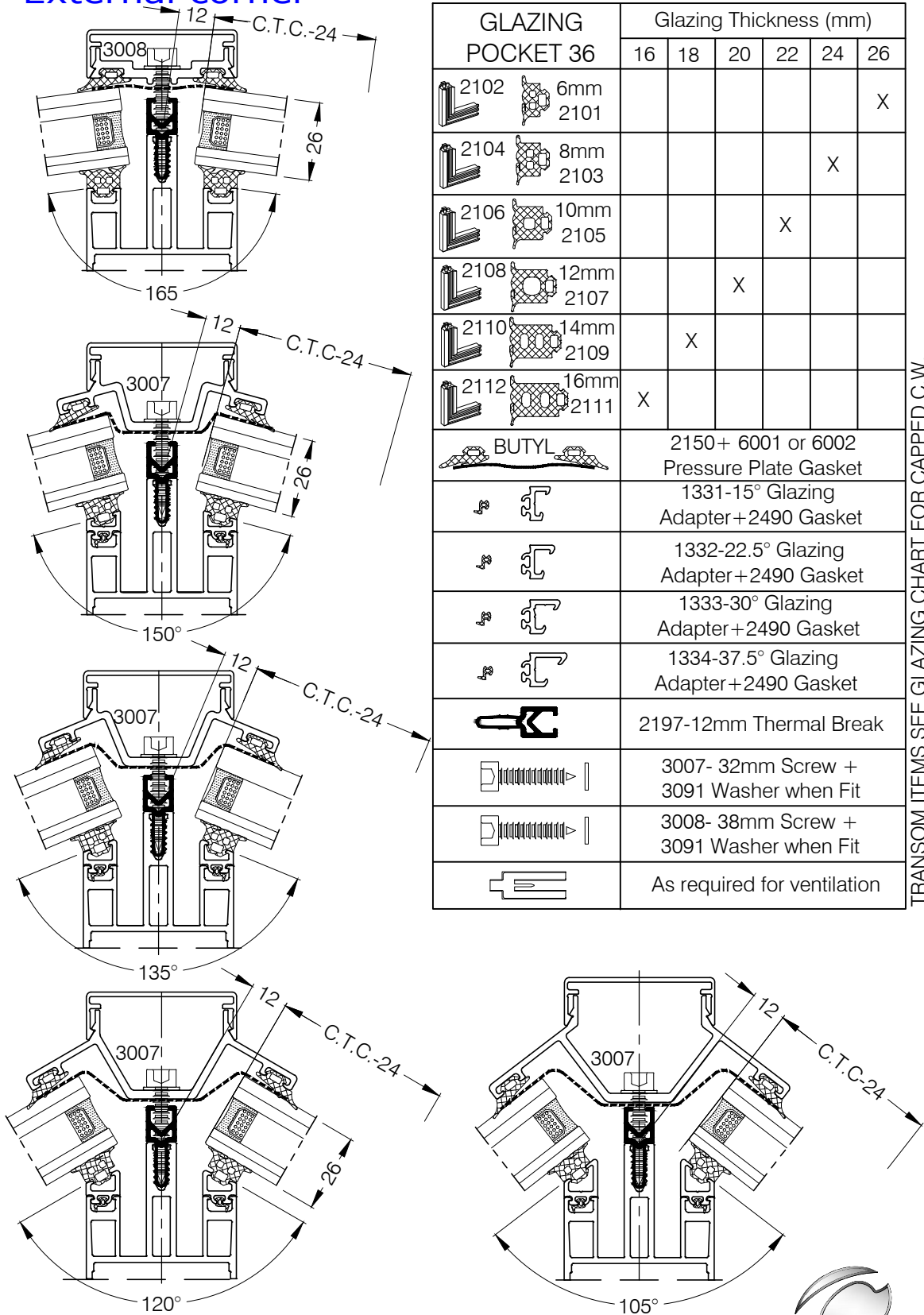
TRANSOM ITEMS SEE GLAZING CHART FOR CAPPED C.W.
 Copyright and ownership of this drawing is vested in EFT, Euro Facade Systems Ltd, whose prior written consent is required for its use, reproduction or for publication to any third party. All other rights reserved. Subject to modifications.

Fabricators Guide

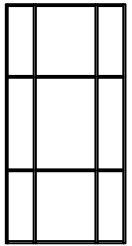


Capped curtain wall
External corner

Copyright and ownership of this drawing is vested in EFT, Euro Facade Systems Ltd, whose prior written consent is required for its use, reproduction or for publication to any third party. All other rights reserved. Subject to modifications.



GLAZING POCKET 36	Glazing Thickness (mm)					
	16	18	20	22	24	26
6mm 2101						X
8mm 2103					X	
10mm 2105				X		
12mm 2107			X			
14mm 2109		X				
16mm 2111	X					
BUTYL	2150+ 6001 or 6002 Pressure Plate Gasket					
1331-15° Glazing Adapter + 2490 Gasket	1331-15° Glazing Adapter + 2490 Gasket					
1332-22.5° Glazing Adapter + 2490 Gasket	1332-22.5° Glazing Adapter + 2490 Gasket					
1333-30° Glazing Adapter + 2490 Gasket	1333-30° Glazing Adapter + 2490 Gasket					
1334-37.5° Glazing Adapter + 2490 Gasket	1334-37.5° Glazing Adapter + 2490 Gasket					
2197-12mm Thermal Break	2197-12mm Thermal Break					
3007- 32mm Screw + 3091 Washer when Fit	3007- 32mm Screw + 3091 Washer when Fit					
3008- 38mm Screw + 3091 Washer when Fit	3008- 38mm Screw + 3091 Washer when Fit					
As required for ventilation	As required for ventilation					



3.40

TRANSOM ITEMS SEE GLAZING CHART FOR CAPPED C.W.


Changes reserved
Sous reserve de modifications
Änderungen vorbehalten

Issue: 05
Date : 10-16

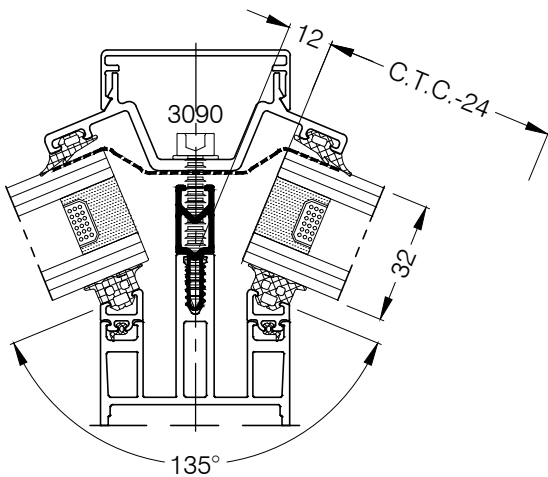
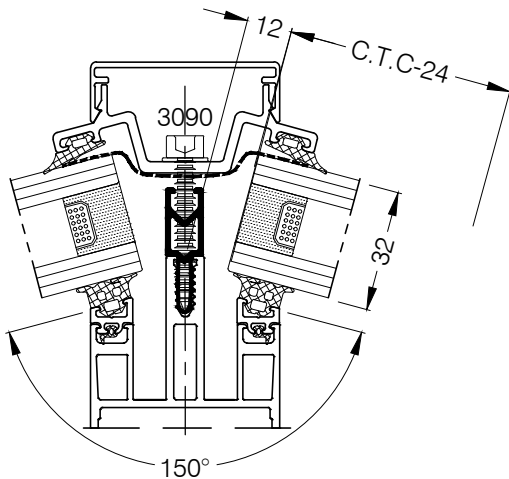
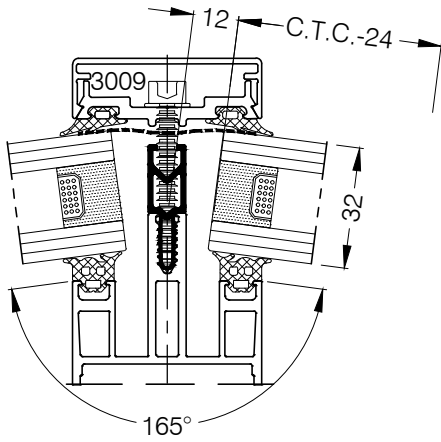
Glazing charts

Comar 6EFT

Capped curtain wall External corner



3.41



GLAZING POCKET 42	Glazing Thickness (mm)					
	22	24	26	28	30	32
2102 6mm 2101						X
2104 8mm 2103					X	
2106 10mm 2105				X		
2108 12mm 2107			X			
2110 14mm 2109		X				
2112 16mm 2111	X					
BUTYL	2150 + 6001 or 6002 Pressure Plate Gasket					
1331-15° Glazing Adapter + 2490 Gasket	1331-15° Glazing Adapter + 2490 Gasket					
1332-22.5° Glazing Adapter + 2490 Gasket	1332-22.5° Glazing Adapter + 2490 Gasket					
2200-18mm Thermal Break	2200-18mm Thermal Break					
3090- 42mm Screw + 3091 Washer when Fit	3090- 42mm Screw + 3091 Washer when Fit					
3009- 45mm Screw + 3091 Washer when Fit	3009- 45mm Screw + 3091 Washer when Fit					
As required for ventilation	As required for ventilation					

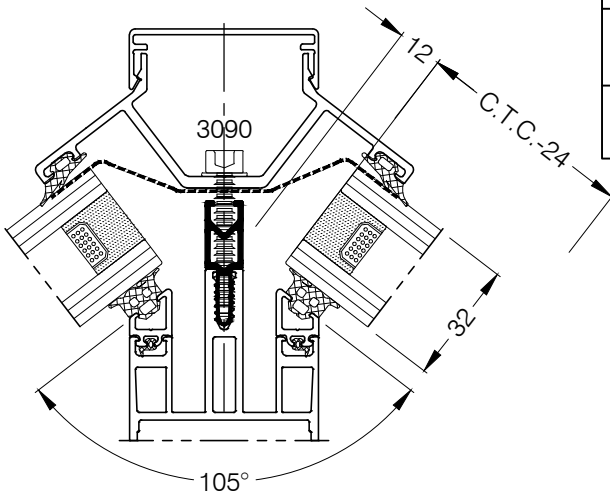
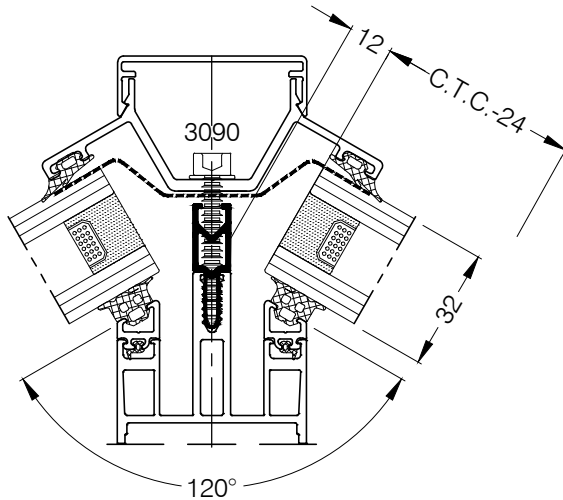
TRANSOM ITEMS SEE GLAZING CHART FOR CAPPED C.W.

Copyright and ownership of this drawing is vested in EFT, Euro Facade Systems Ltd, whose prior written consent is required for its use, reproduction or for publication to any third party. All other rights reserved. Subject to modifications.

Fabricators Guide

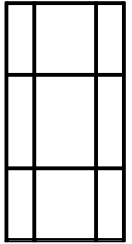
Capped curtain wall
External corner

Copyright and ownership of this drawing is vested in EFT, Euro Facade Systems Ltd, whose prior written consent is required for its use, reproduction or for publication to any third party. All other rights reserved. Subject to modifications.



GLAZING POCKET 42	Glazing Thickness (mm)					
	22	24	26	28	30	32
2102 6mm 2101						X
2104 8mm 2103					X	
2106 10mm 2105				X		
2108 12mm 2107			X			
2110 14mm 2109		X				
2112 16mm 2111	X					
BUTYL	2150 + 6002 Pressure Plate Gasket					
1333	1333-30° Glazing Adapter+2490 Gasket					
1334	1334-37.5° Glazing Adapter+2490 Gasket					
2200	2200-18mm Thermal Break					
3090	3090- 42mm Screw + 3091 Washer when Fit					
Ventilation	As required for ventilation					

TRANSOM ITEMS SEE GLAZING CHART FOR CAPPED C.W.



3.42

Changes reserved
Sous reserve de modifications
Änderungen vorbehalten


Issue: 05
Date : 10-16

Glazing charts

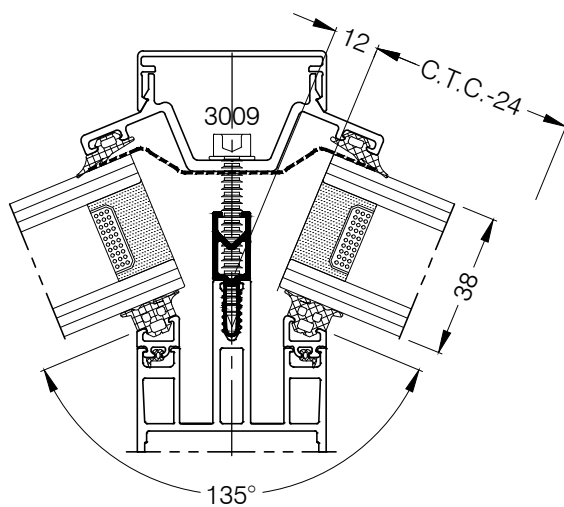
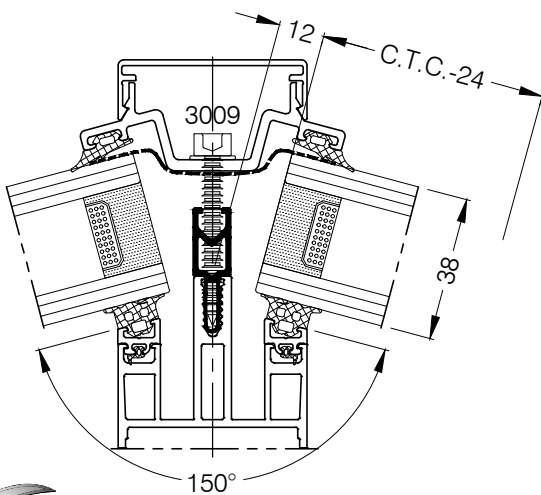
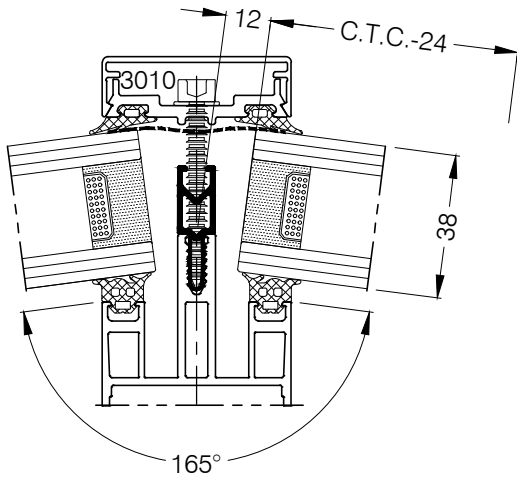
3

Comar 6EFT

Capped curtain wall External corner



3.43

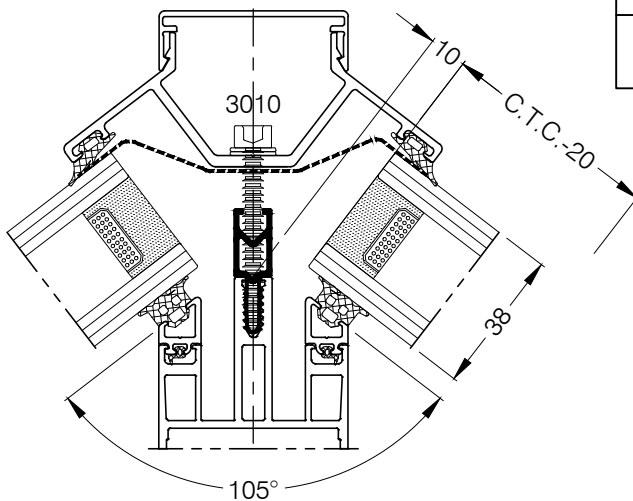
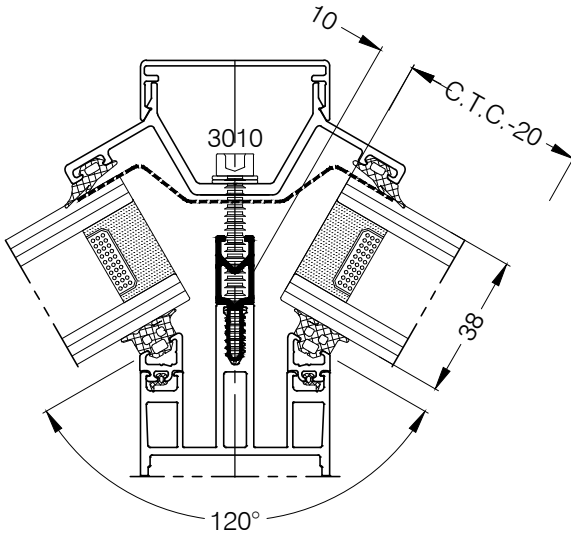


GLAZING POCKET 48	Glazing Thickness (mm)					
	28	30	32	34	36	38
2102 6mm 2101						X
2104 8mm 2103					X	
2106 10mm 2105				X		
2108 12mm 2107			X			
2110 14mm 2109		X				
2112 16mm 2111	X					
BUTYL	2150 + 6001 or 6002 Pressure Plate Gasket					
1331-15° Glazing Adapter+2490 Gasket	1331-15° Glazing Adapter+2490 Gasket					
1332-22.5° Glazing Adapter+2490 Gasket	1332-22.5° Glazing Adapter+2490 Gasket					
2200-18mm Thermal Break	2200-18mm Thermal Break					
3009- 45mm Screw + 3091 Washer when Fit	3009- 45mm Screw + 3091 Washer when Fit					
3010- 50mm Screw + 3091 Washer when Fit	3010- 50mm Screw + 3091 Washer when Fit					
As required for ventilation	As required for ventilation					

TRANSOM ITEMS SEE GLAZING CHART FOR CAPPED C.W.
 Copyright and ownership of this drawing is vested in EFT,
 Euro Facade Systems Ltd, whose prior written consent is required
 for its use, reproduction or for publication to any third party.
 All other rights reserved. Subject to modifications.

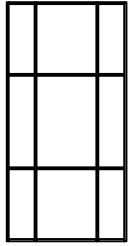
Capped curtain wall
External corner

Copyright and ownership of this drawing is vested in EFT, Euro Facade Systems Ltd, whose prior written consent is required for its use, reproduction or for publication to any third party. All other rights reserved. Subject to modifications.



GLAZING POCKET 48	Glazing Thickness (mm)					
	28	30	32	34	36	38
2102 2101 6mm						X
2104 2103 8mm					X	
2106 2105 10mm				X		
2108 2107 12mm			X			
2110 2109 14mm		X				
2112 2111 16mm	X					
BUTYL	2150 + 6002 Pressure Plate Gasket					
1333-30° Glazing Adapter	+2490 Gasket					
1334-37.5° Glazing Adapter	+2490 Gasket					
2200-18mm Thermal Break						
3010- 50mm Screw + 3091 Washer when Fit						
As required for ventilation						

TRANSOM ITEMS SEE GLAZING CHART FOR CAPPED C.W.



3.44

Fabricators Guide

Changes reserved
Sous reserve de modifications
Änderungen vorbehalten


Issue: 05
Date : 10-16

Glazing charts

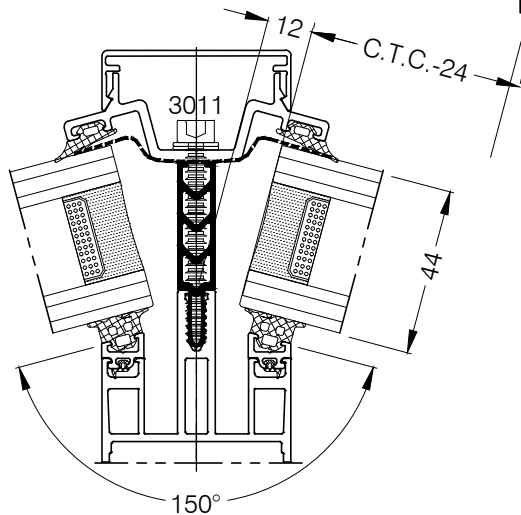
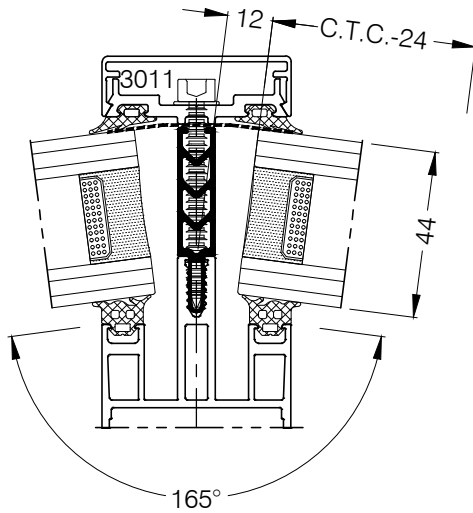
3

Comar 6EFT

Capped curtain wall External corner



3.45

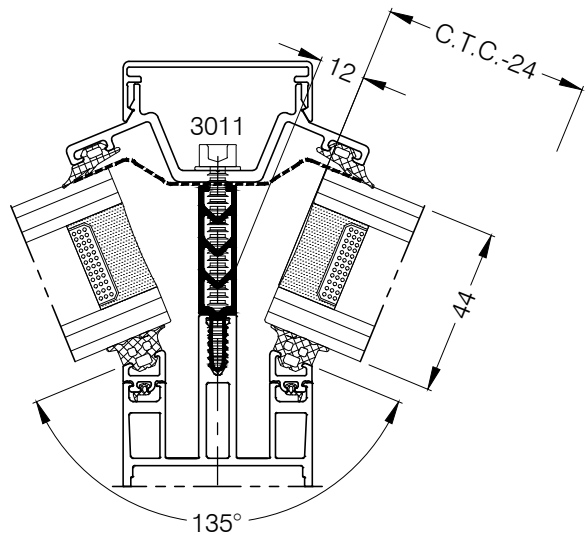


GLAZING POCKET 54	Glazing Thickness (mm)					
	34	36	38	40	42	44
2102 6mm 2101						X
2104 8mm 2103					X	
2106 10mm 2105				X		
2108 12mm 2107			X			
2110 14mm 2109		X				
2112 16mm 2111	X					
BUTYL	2150 + 6001 or 6002 Pressure Plate Gasket					
1331	1331-15° Glazing Adapter+2490 Gasket					
1332	1332-22.5° Glazing Adapter+2490 Gasket					
2203	2203-34mm Thermal Break					
3011	3011- 55mm Screw + 3091 Washer when Fit					
Ventilation	As required for ventilation					

TRANSOM ITEMS SEE GLAZING CHART FOR CAPPED C.W.

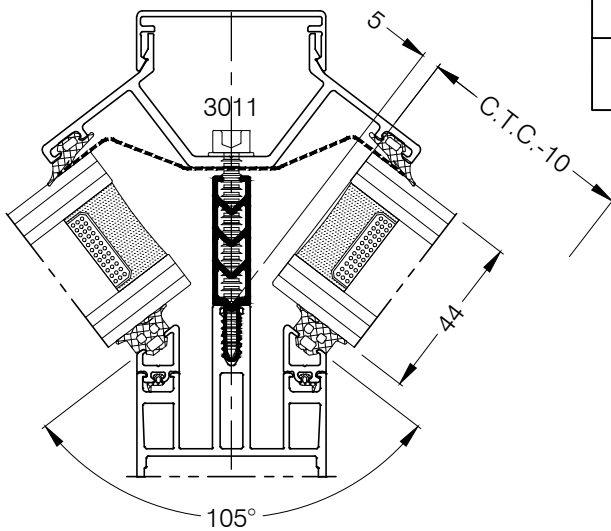
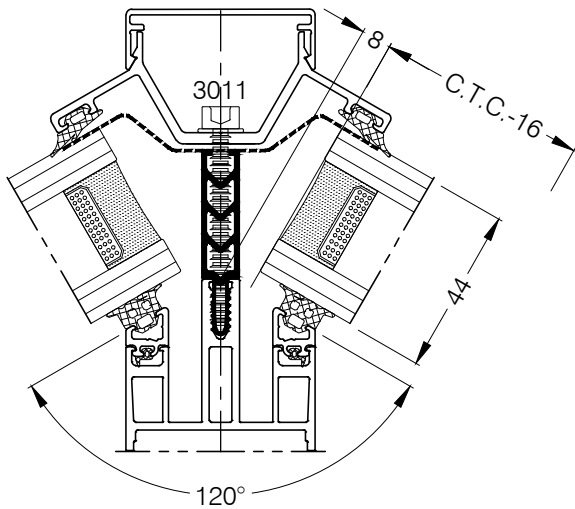
Copyright and ownership of this drawing is vested in EFT, Euro Facade Systems Ltd, whose prior written consent is required for its use, reproduction or for publication to any third party. All other rights reserved. Subject to modifications.

Fabricators Guide



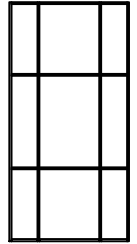
Capped curtain wall
External Corner

Copyright and ownership of this drawing is vested in EFT, Euro Facade Systems Ltd, whose prior written consent is required for its use, reproduction or for publication to any third party. All other rights reserved. Subject to modifications.



GLAZING POCKET 54	Glazing Thickness (mm)					
	34	36	38	40	42	44
2102 2101 6mm						X
2104 2103 8mm					X	
2106 2105 10mm				X		
2108 2107 12mm			X			
2110 2109 14mm		X				
2112 2111 16mm	X					
BUTYL	2150 + 6002 Pressure Plate Gasket					
	1333-30° Glazing Adapter+2490 Gasket					
	1334-37.5° Glazing Adapter+2490 Gasket					
	22034-34mm Thermal Break					
	3011- 55mm Screw + 3091 Washer when Fit					
	As required for ventilation					

TRANSOM ITEMS SEE GLAZING CHART FOR CAPPED C.W.



3.46

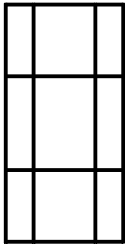
Changes reserved
Sous reserve de modifications
Änderungen vorbehalten

Issue: 05
Date : 10-16

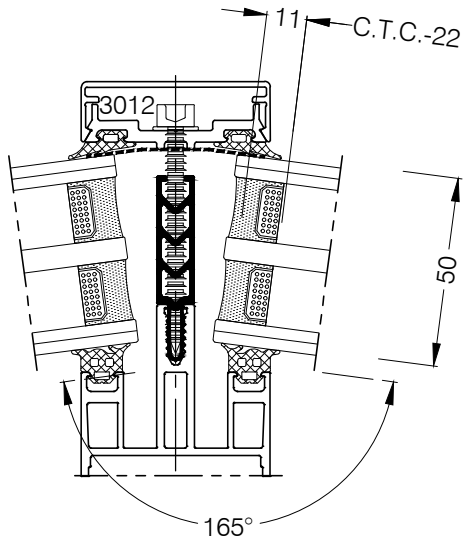
Glazing charts

Comar 6EFT

Capped c.w. external corner



3.47

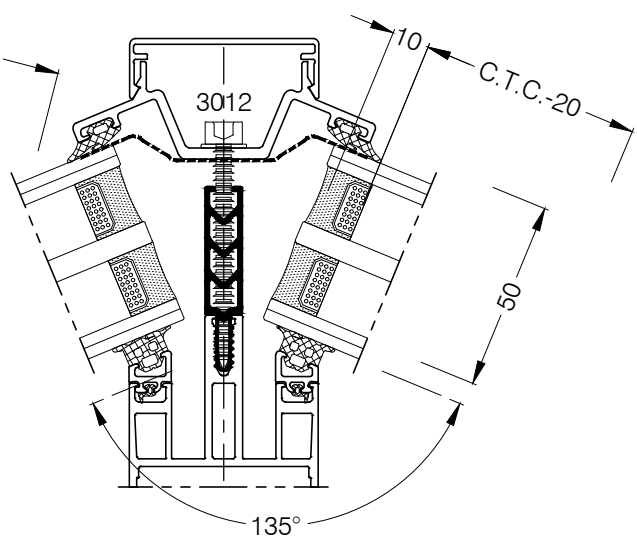
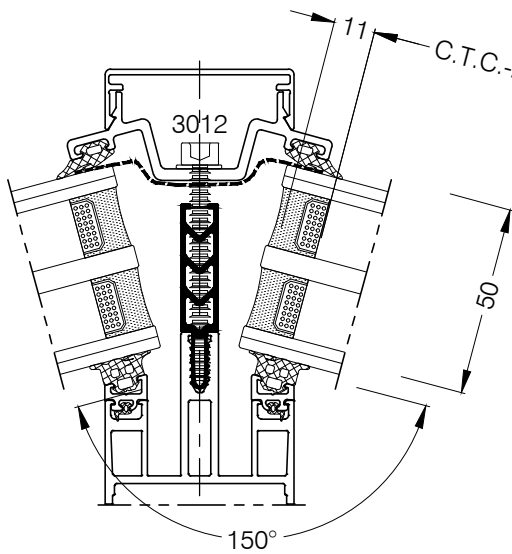


GLAZING POCKET 60	Glazing Thickness (mm)					
	40	42	44	46	48	50
2102 6mm 2101						X
2104 8mm 2103					X	
2106 10mm 2105				X		
2108 12mm 2107			X			
2110 14mm 2109		X				
2112 16mm 2111	X					
BUTYL	2150 + 6001 or 6002 Pressure Plate Gasket					
	1331-15° Glazing Adapter+2490 Gasket					
	1332-22.5° Glazing Adapter+2490 Gasket					
	22034-34mm Thermal Break					
	3012- 60mm Screw + 3091 Washer when Fit					
	As required for ventilation					

TRANSOM ITEMS SEE GLAZING CHART FOR CAPPED C.W.

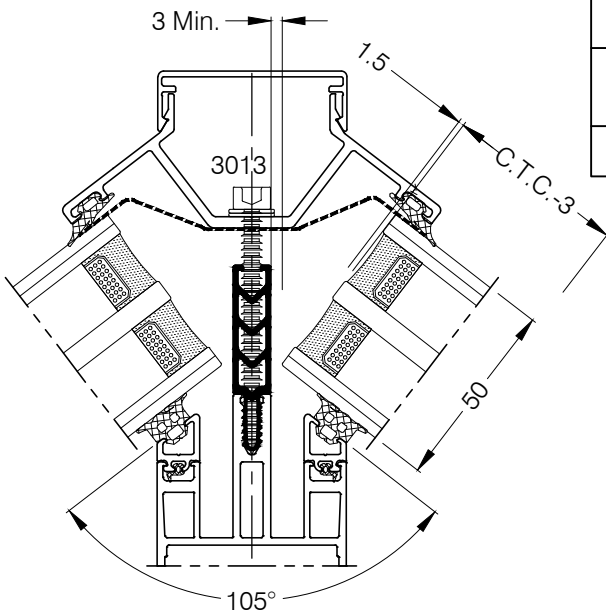
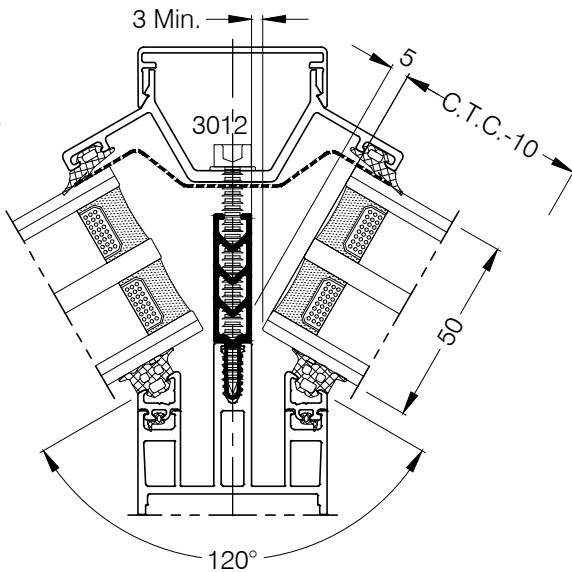
Copyright and ownership of this drawing is vested in EFT, Euro Facade Systems Ltd, whose prior written consent is required for its use, reproduction or for publication to any third party. All other rights reserved. Subject to modifications.

Fabricators Guide




Capped c.w
External Corner

Copyright and ownership of this drawing is vested in EFT, Euro Facade Systems Ltd, whose prior written consent is required for its use, reproduction or for publication to any third party. All other rights reserved. Subject to modifications.



GLAZING POCKET 60	Glazing Thickness (mm)					
	40	42	44	46	48	50
2102 2101 6mm						X
2104 2103 8mm					X	
2106 2105 10mm				X		
2108 2107 12mm			X			
2110 2109 14mm		X				
2112 2111 16mm	X					
BUTYL	2150 + 6002 Pressure Plate Gasket					
1333	1333-30° Glazing Adapter+2490 Gasket					
1334	1334-37.5° Glazing Adapter+2490 Gasket					
2203	2203-34mm Thermal Break					
3012	3012- 60mm Screw + 3091 Washer when Fit					
3013	3013- 65mm Screw + 3091 Washer when Fit					
3014	As required for ventilation					

TRANSOM ITEMS SEE GLAZING CHART FOR CAPPED C.W.



3.48

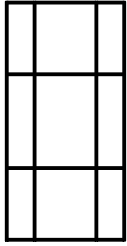
Changes reserved
Sous reserve de modifications
Änderungen vorbehalten

Issue: 05
Date : 10-16

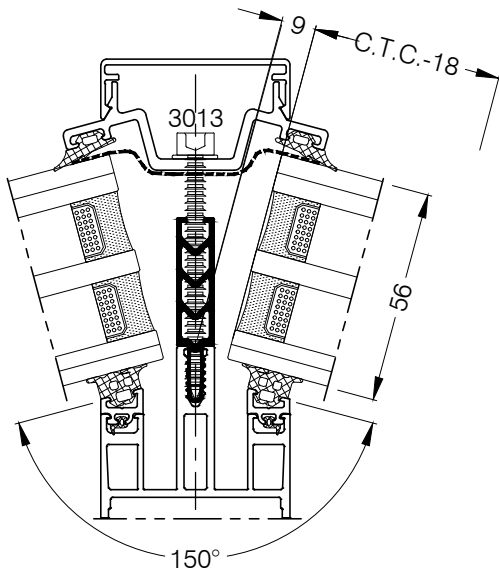
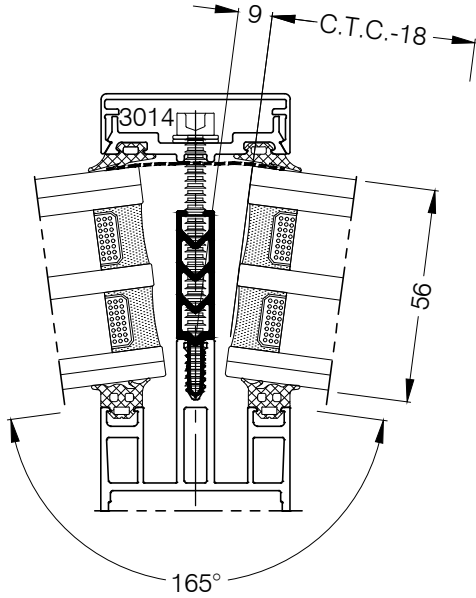
Glazing charts

3

Comar 6EFT

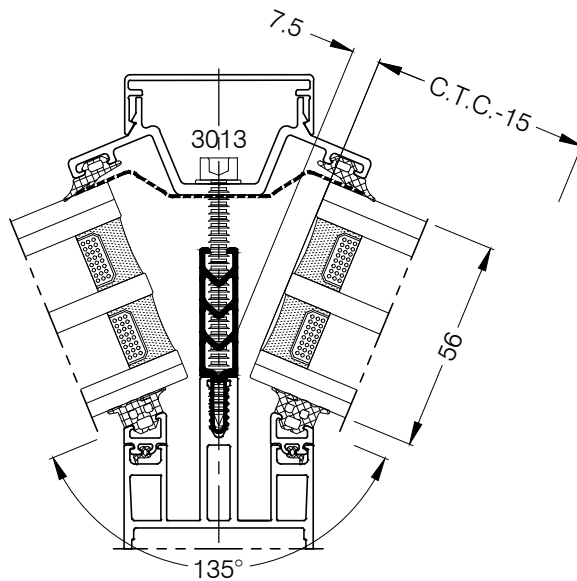


3.49



Capped c.w. External Corner

GLAZING POCKET 66	Glazing Thickness (mm)					
	46	48	50	52	54	56
2102 6mm 2101						X
2104 8mm 2103					X	
2106 10mm 2105				X		
2108 12mm 2107			X			
2110 14mm 2109		X				
2112 16mm 2111	X					
BUTYL	2150 + 6001 or 6002 Pressure Plate Gasket					
	1331-15° Glazing Adapter + 2490 Gasket					
	1332-22.5° Glazing Adapter + 2490 Gasket					
	2203-34mm Thermal Break					
	3013- 65mm Screw + 3091 Washer when Fit					
	3014- 70mm Screw + 3091 Washer when Fit					
	As required for ventilation					



TRANSOM ITEMS SEE GLAZING CHART FOR CAPPED C.W.

Copyright and ownership of this drawing is vested in EFT,
Euro Facade Systems Ltd, whose prior written consent is required
for its use, reproduction or for publication to any third party.
All other rights reserved. Subject to modifications.



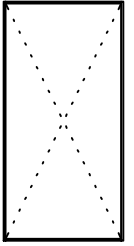
Copyright and ownership of this drawing is vested in EFT,
Euro Facade Systems Ltd, whose prior written consent is required
for its use, reproduction or for publication to any third party.
All other rights reserved. Subject to modifications.

Future Additions

3

Glazing Charts

Comar 6EFT



3.50

FUTURE
ADDITION

Fabricators Guide

Changes reserved
Sous reserve de modifications
Änderungen vorbehalten

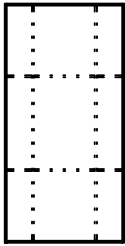
Issue: 05
Date :10-16

Glazing charts

3

Comar 6EFT

4 sided SG & 2 sided SGH



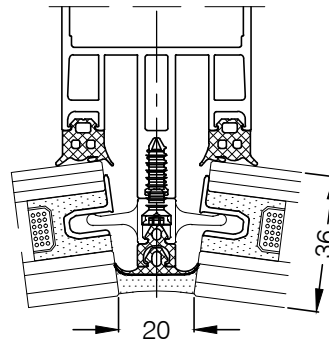
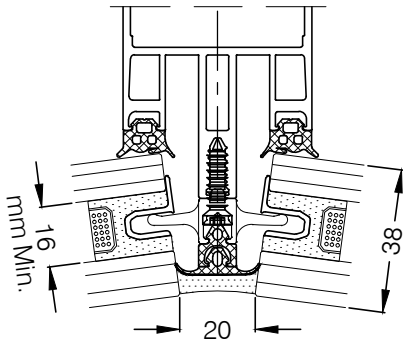
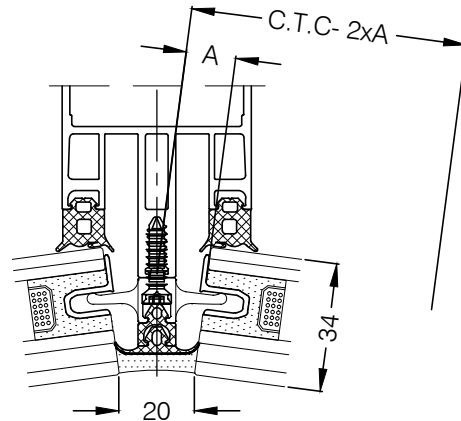
3.51

Fabricators Guide

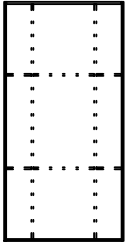
Inward Angle 7.5°		Outer Glass Pane (mm)			Inner Glass Pane (mm)			Glazing Thickness (mm)						A (mm)
					6-7	8-9	10-11	28	30	32	34	36	38	
2102 6mm 2101	Outer Glass Pane (mm)	12		X								X	13.2	
		10			X							X	12.9	
		8			X				X				12.3	
2104 8mm 2103	Outer Glass Pane (mm)	12		X								X	13.2	
		10			X				X				12.9	
		8			X			X					12.7	
2106 10mm 2105	Outer Glass Pane (mm)	12	X						X				13.2	
		10	X					X					12.9	
		8	X				X						12.5	
		6	X			X							12.4	
2176- 4mm Joint Gasket			X	X										
2170- 2mm Joint Gasket			X									X		
2166 6mm- Gasket												X		
2197- 12mm Thermal Break														
2403- 12mm Double Glazing Clamp														
3029-23mm Screw														
As required for ventilation														

TRANSOM ITEMS SEE GLAZING CHART FOR 4 SIDE SG OR 2 SIDE SGH

Copyright and ownership of this drawing is vested in EFT, Euro Facade Systems Ltd, whose prior written consent is required for its use, reproduction or for publication to any third party. All other rights reserved. Subject to modifications.

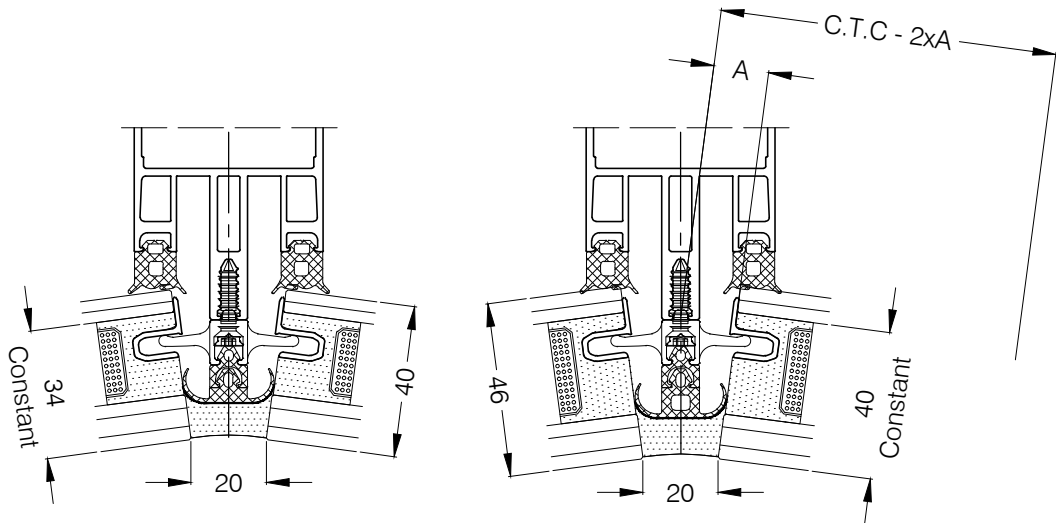


4 sided SG & 2 sided SGH



3.52

Inward Angle 7.5°	Inner Glass Pane (mm)			Glazing Thickness (mm)						A (mm)	TRANSOM ITEMS SEE GLAZING CHART FOR 4 SIDE SG OR 2 SIDE SGH
	6-7	8-9	10-11	40	42	44	46	48	50		
2102 6mm 2101			X			X				14.1	
									X	14.6	
2104 8mm 2103		X			X					14.1	
								X		14.6	
2106 10mm 2105	X			X						14.1	
						X				14.6	
2176 - 4mm Joint Gasket											
2178 - 8mm Joint Gasket											
2166 - 6mm- Gasket											
2100 - 18mm Thermal Break											
2431 - 12mm Double Glazing Clamp											
3029 - 23mm Screw											
As required for ventilation											



Changes reserved
 Sous réserve de modifications
 Änderungen vorbehalten

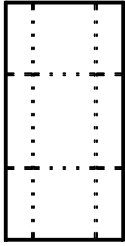
Issue: 05
 Date : 10-16

Glazing charts

3

Comar 6EFT

4 sided SG & 2 sided SGH



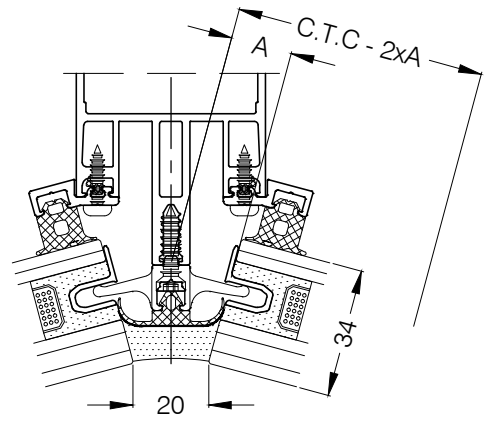
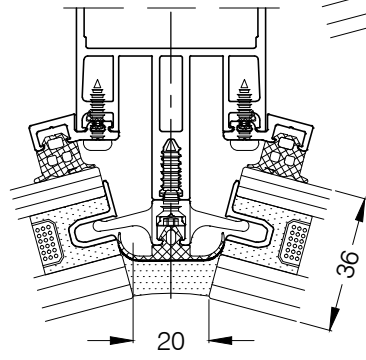
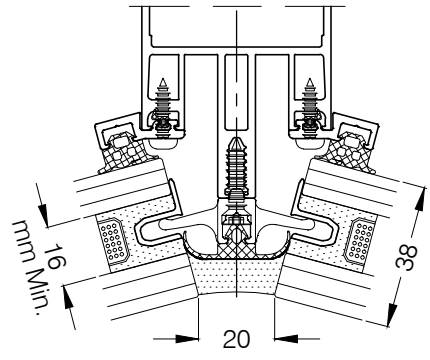
3.53

Inward Angle 15°		Inner Glass Pane (mm)			Glazing Thickness (mm)						A (mm)		
		6-7	8-9	10-11	28	30	32	34	36	38			
2102 6mm 2101	Outer Glass Pane (mm)	6	12		X						X	16.9	
			10		X					X		15.7	
			8		X				X			15.2	
		6	12		X						X		16.3
			10		X					X		15.7	
			8		X				X			15.2	
		6	12	X							X		16.3
			10	X					X			15.7	
			8	X				X				15.1	
6		X		X						14.6			

TRANSOM ITEMS SEE GLAZING CHART FOR 4 SIDE SG OR 2 SIDE SGH

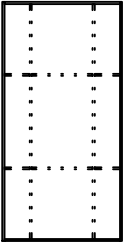
Fabricators Guide

	2176- 4mm Joint Gasket		X	X	X
	2172- 2mm Joint Gasket	X			
	2442- 12mm Double Glazing Clamp				
	3029-23mm Screw				
	2197- 12mm Thermal Break				
	As required for ventilation				
	1339- 15° Glazing Adapter +3021 Screw + 2490 Gasket				



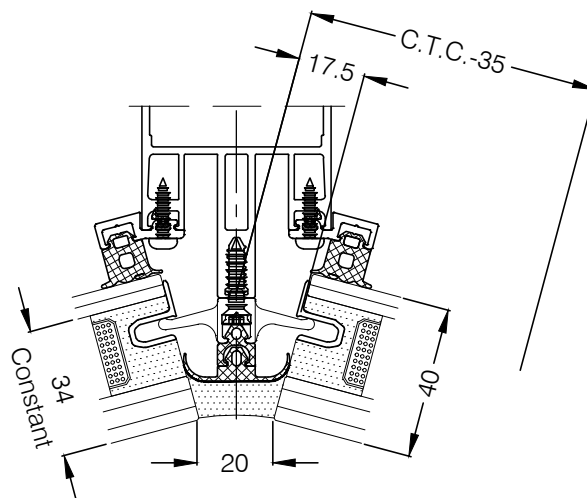
Copyright and ownership of this drawing is vested in EFT, Euro Facade Systems Ltd, whose prior written consent is required for its use, reproduction or for publication to any third party. All other rights reserved. Subject to modifications.

4 sided SG & 2 sided SGH



3.54

Inward Angle 15°	Inner Glass Pane (mm)			Glazing Thickness (mm)			TRANSOM ITEMS SEE GLAZING CHART FOR 4 SIDE SG OR 2 SIDE SGH
	6-7	8-9	10-11	40	42	44	
2102 6mm 2101			X			X	
2104 8mm 2103		X			X		
2106 10mm 2105	X			X			
2176- 4mm Joint Gasket							
2166 6mm- Gasket							
2100- 18mm Thermal Break							
1339- 15° Glazing Adapter +3021 Screw + 2490 Gasket							
2442- 12mm Double Glazing Clamp							
3029-23mm Screw							
As required for ventilation							



Copyright and ownership of this drawing is vested in EFT, Euro Facade Systems Ltd, whose prior written consent is required for its use, reproduction or for publication to any third party. All other rights reserved. Subject to modifications.

Changes reserved
 Sous reserve de modifications
 Änderungen vorbehalten

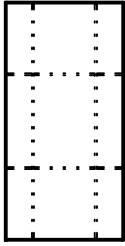
Issue: 05
 Date : 10-16

Glazing charts

3

Comar 6EFT

4 sided SG & 2 sided SGH



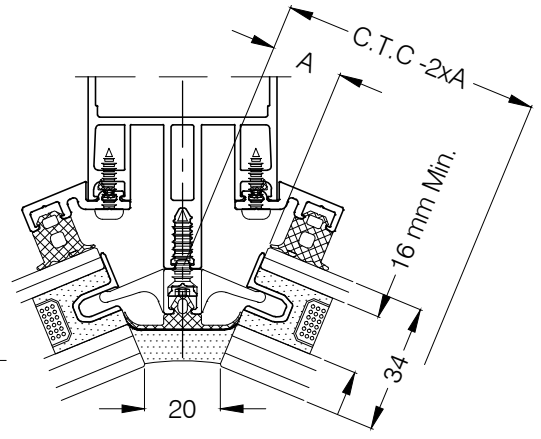
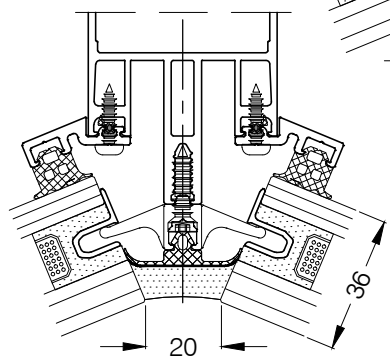
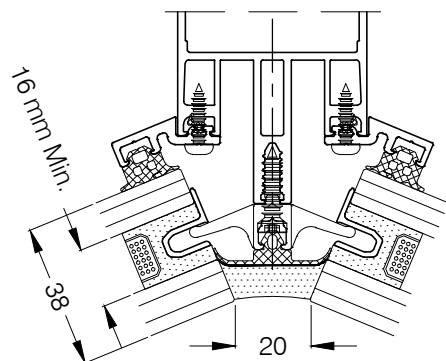
3.55

Fabricators Guide







Inward Angle 22.5°		Inner Glass Pane (mm)		Glazing Thickness (mm)						A (mm)	
				6-7	8-9	10-11	28	30	32		34
2102 6mm 2101	Outer Glass Pane (mm)	12		X						X	18.5
		10		X						X	18.0
		8		X				X			16.8
		6		X			X				16.4
		12		X					X		18.6
		10		X				X			18.0
		8		X			X				17.4
		6		X			X				16.4
		12	X					X			18.8
10	X					X			18.1		
8	X			X					17.2		
6	X			X					16.4		
2176- 4mm Joint Gasket				X	X						
2172- 2mm Joint Gasket		X	X								
2443- 12mm Double Glazing Clamp		1337- 22.5° Glazing Adapter +3021 Screw + 2490 Gasket									
3029-23mm Screw											
2197- 12mm Thermal Break											
As required for ventilation											

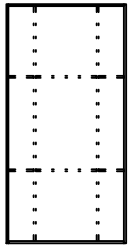
TRANSOM ITEMS SEE GLAZING CHART FOR 4 SIDE SG OR 2 SIDE SGH

Copyright and ownership of this drawing is vested in EFT, Euro Facade Systems Ltd, whose prior written consent is required for its use, reproduction or for publication to any third party. All other rights reserved. Subject to modifications.

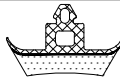
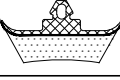
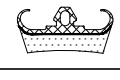








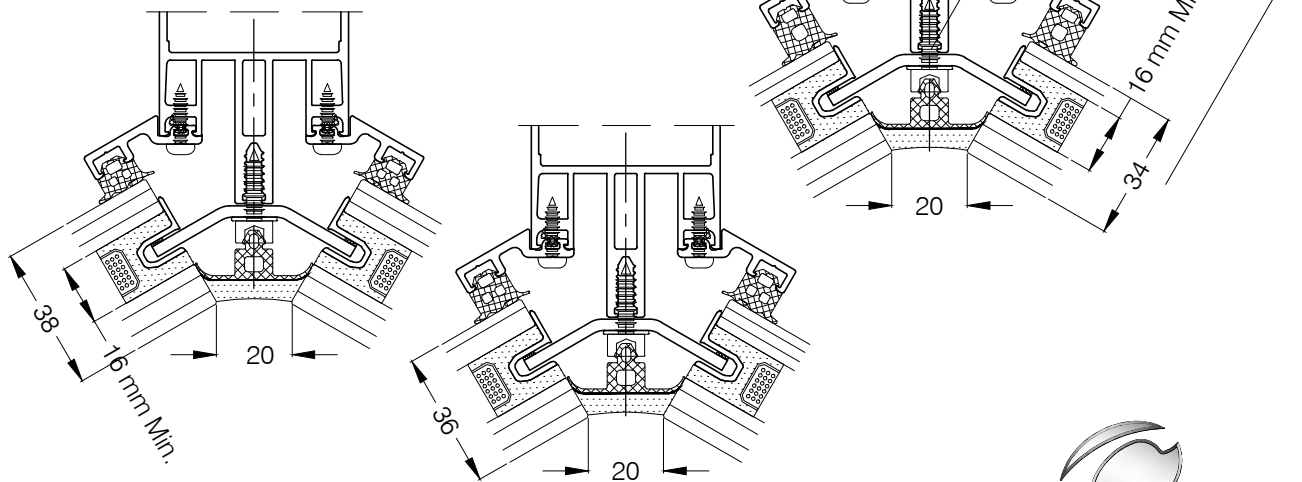
Copyright and ownership of this drawing is vested in EFT, Euro Facade Systems Ltd, whose prior written consent is required for its use, reproduction or for publication to any third party. All other rights reserved. Subject to modifications.

Inward Angle 30°		Outer Glass Pane (mm)		Inner Glass Pane (mm)			Glazing Thickness (mm)					A (mm)	TRANSOM ITEMS SEE GLAZING CHART FOR 4 SIDE SG OR 2 SIDE SGH
				6-7	8-9	10-11	28	30	32	34	36		
 2102  6mm 2101	Outer Glass Pane (mm)	12		X							X	21.5	
		10		X						X		20.4	
		8		X				X				19.3	
 2104  8mm 2103	Outer Glass Pane (mm)	12		X							X	21.6	
		10		X					X			20.4	
		8		X				X				19.2	
 2106  10mm 2105	Outer Glass Pane (mm)	12	X							X		21.6	
		10	X					X				20.4	
		8	X				X					19.3	
		6		X		X						18.1	



3.56

	2178- 8mm Joint Gasket			X
	2176- 4mm Joint Gasket	X	X	
	2172- 2mm Joint Gasket	X		
	Clamp Inner Angle 30°	 1338- 30° Glazing Adapter +3021 Screw + 2490 Gasket		
	3004-19mm Screw			
	3091-Washer			
	2197- 12mm Thermal Break			
	As required for ventilation			



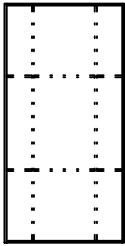
Changes reserved
 Sous reserve de modifications
 Änderungen vorbehalten

Issue: 05
 Date : 10-16

Glazing charts

Comar 6EFT

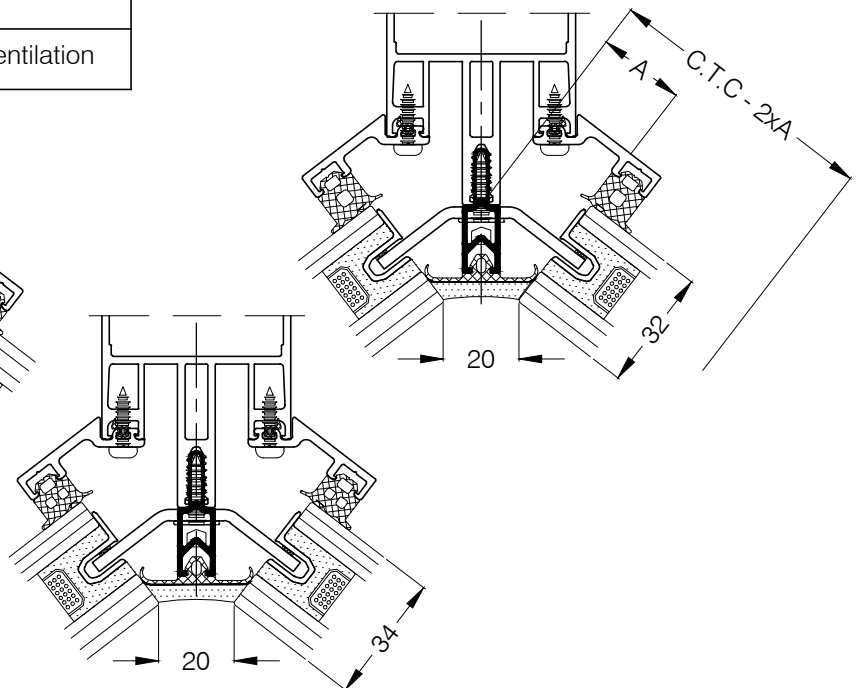
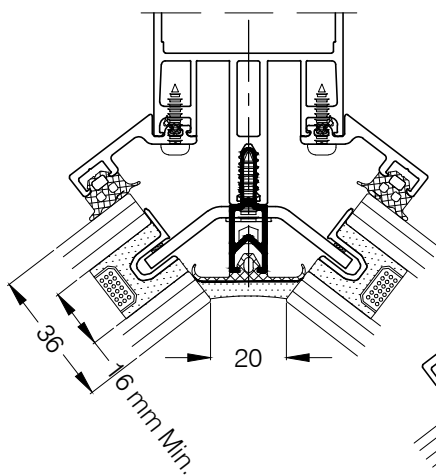
4 sided SG & 2 sided SGH



3.57

Fabricators Guide

Inward Angle 37.5°		Outer Glass Pane (mm)		Inner Glass Pane (mm)			Glazing Thickness (mm)					A (mm)	TRANSOM ITEMS SEE GLAZING CHART FOR 4 SIDE SG OR 2 SIDE SGH
				6-7	8-9	10-11	28	30	32	34	36		
2102 6mm 2101	6	10			X					X	23		
		8			X			X			22		
2104 8mm 2103	6	10		X				X			23		
		8		X			X				22		
2106 10mm 2105	6	10	X					X			23		
		8	X				X				22		
		6		X			X				20		
2172- 2mm Joint Gasket		X	X	X									
2166- 6mm Gasket 2167- 8mm Gasket		X	X										
2200- 18mm Thermal Break				X									
Clamp Inner Angle 37.5°		1339- 37.5° Glazing Adapter +3021 Screw + 2490 Gasket											
3004-19mm Screw 3091-Washer													
As required for ventilation													









Copyright and ownership of this drawing is vested in EFT, Euro Facade Systems Ltd, whose prior written consent is required for its use, reproduction or for publication to any third party. All other rights reserved. Subject to modifications.

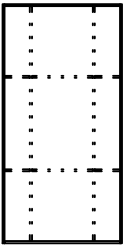
4 sided SG & 2 sided SGH

Comar 6EFT


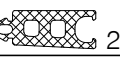
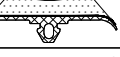
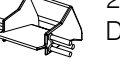


Copyright and ownership of this drawing is vested in EFT, Euro Facade Systems Ltd, whose prior written consent is required for its use, reproduction or for publication to any third party. All other rights reserved. Subject to modifications.

Inward Angle 45°		Outer Glass Pane (mm)			Inner Glass Pane (mm)			Glazing Thickness (mm)						A (mm)
					6-7	8-9	10-11	28	30	32	34	36	38	
 2102  6mm 2101	6	12			X							X	13	
		10			X						X		11	
		8			X			X					11**	
 2104  8mm 2103	6	12		X							X	13		
		10		X				X				11		
		8		X			X					11**		
 2106  10mm 2105	6	12	X						X			13		
		10	X				X					11		
		8	X			X						11**		
		6	X		X							11*		

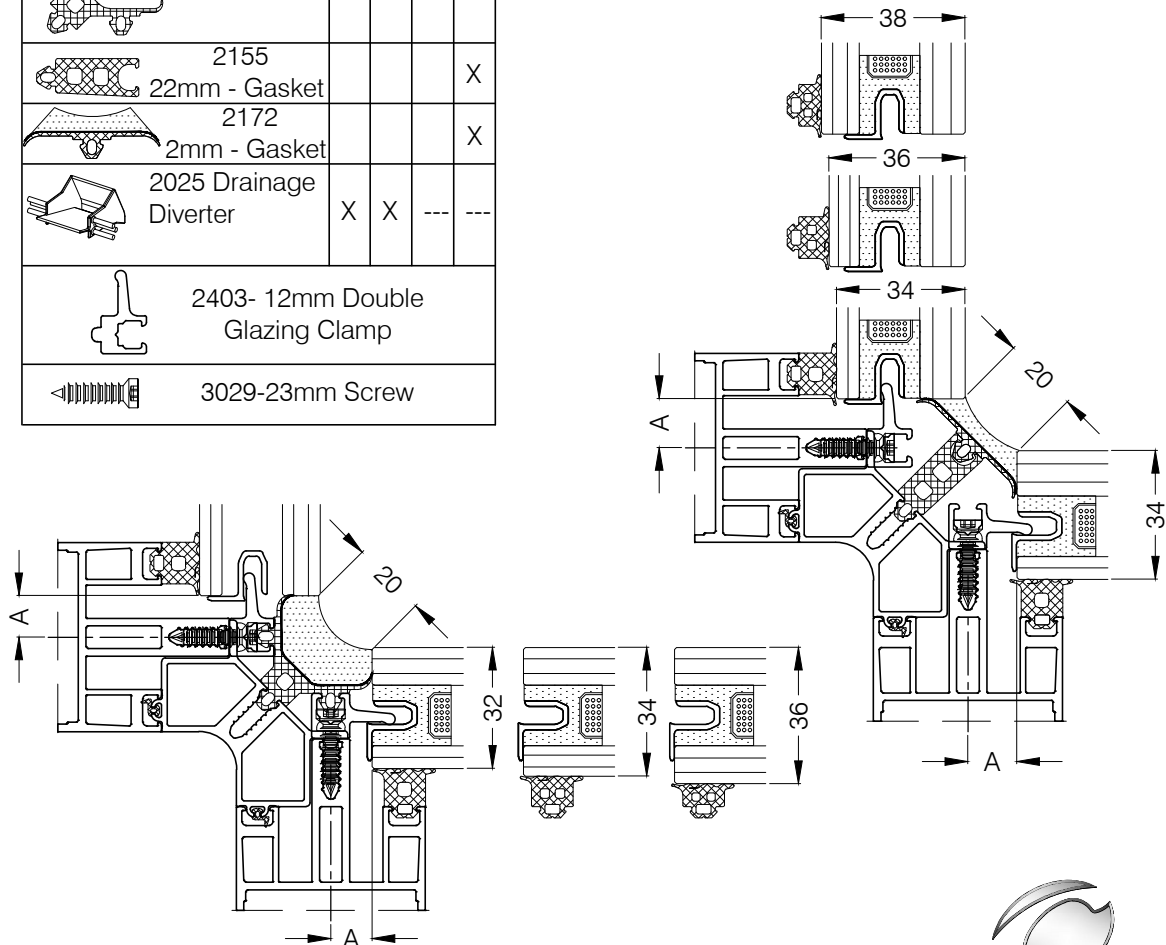
TRANSOM ITEMS SEE GLAZING CHART FOR 4 SIDE SG OR 2 SIDE SGH



3.58

	Gasket 2171	X	X	X	
	2155 22mm - Gasket				X
	2172 2mm - Gasket				X
	2025 Drainage Diverter	X	X	---	---
	2403- 12mm Double Glazing Clamp				
	3029-23mm Screw				

*- Seal Gap 25mm
**- Seal Gap 23mm



Fabricators Guide

Changes reserved
Sous reserve de modifications
Änderungen vorbehalten

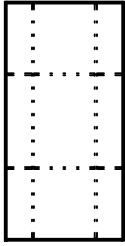
Issue: 05
Date : 10-16

Glazing charts

3

Comar 6EFT

4 sided SG & 2 sided SGH

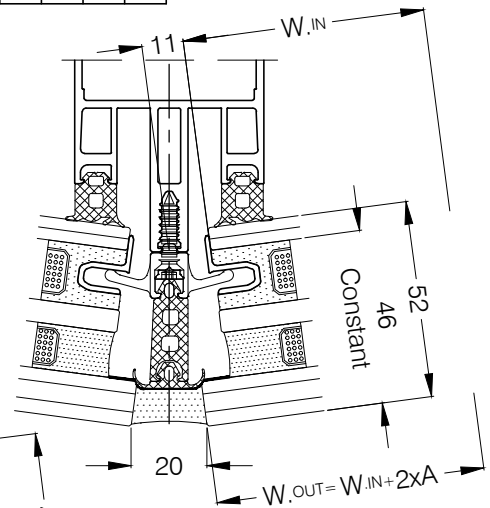
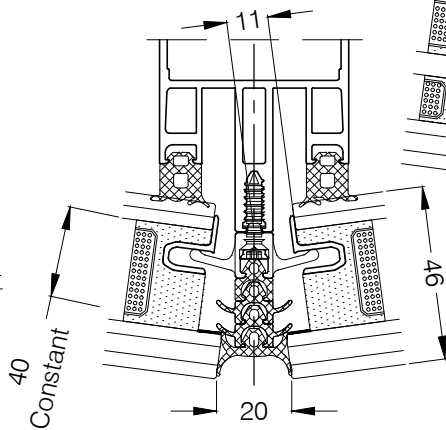
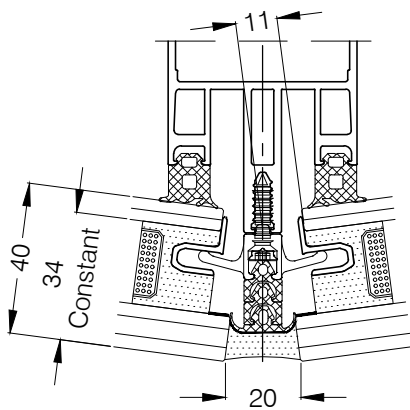
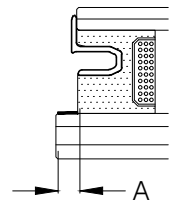


3.59

Outward Angle 7.5°	Inner Glass Pane (mm)			Glazing Thickness (mm)											A (mm)	TRANSOM ITEMS SEE GLAZING CHART FOR 4 SIDE SG OR 2 SIDE SGH
	6-7	8-9	10-11	40	42	44	46	48	50	52	54	56				
2102 6mm 2101			X							X			X	7.0		
2104 8mm 2103		X				X			X			X	6.1			
2106 10mm 2105	X				X					X			5.4			
2170- 2mm Joint Gasket				X	X	X				X	X	X	7.0			
2182- 2mm Joint Gasket							X	X	X				6.1			
2166 6mm- Gasket				X	X	X	X	X	X				5.4			
2166- 6mm Gasket x 2							X	X	X				7.0			
2155 22mm- Gasket										X	X	X	6.1			
2100- 18mm Thermal Break				X	X	X	X	X					5.4			
2103- 34mm Thermal Break									X	X	X	X				
2026- 64mm Drainage Diverter				X	X	X										
2027- 72mm Drainage Diverter							X	X	X	X	X	X				
2431- 12mm Double Glazing Clamp																
3029-23mm Screw																

Copyright and ownership of this drawing is vested in EFT, Euro Facade Systems Ltd, whose prior written consent is required for its use, reproduction or for publication to any third party. All other rights reserved. Subject to modifications.

Fabricators Guide



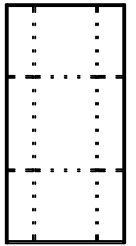
4 sided SG & 2 sided SGH

Comar 6EFT

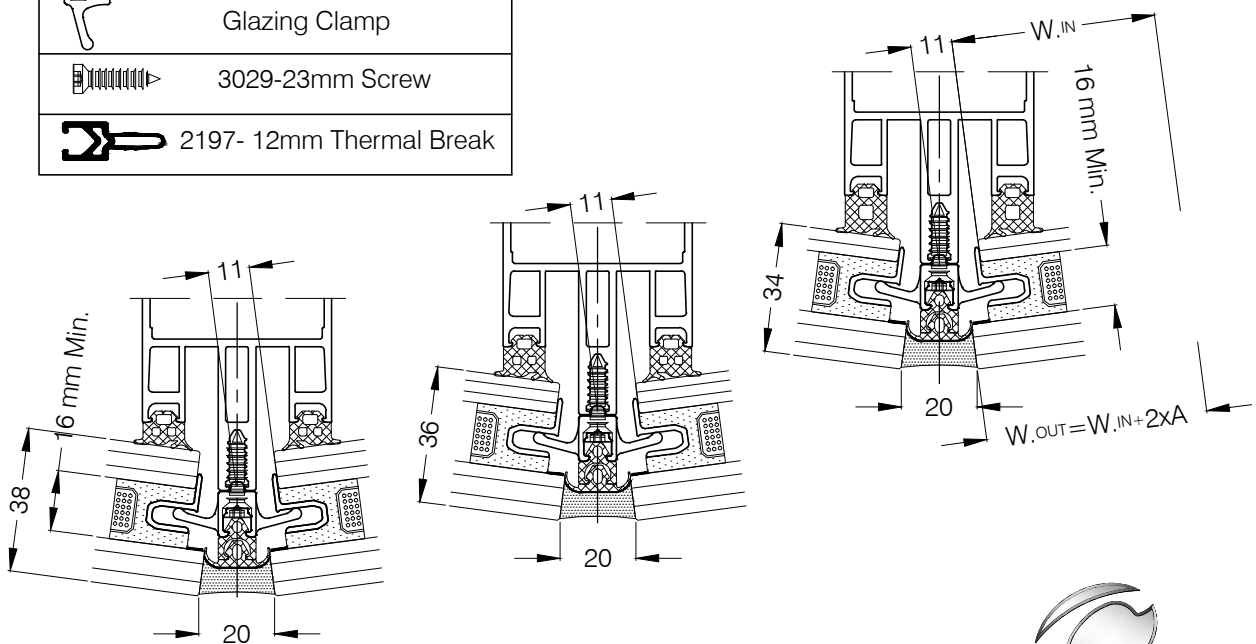
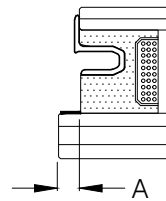
Copyright and ownership of this drawing is vested in EFT, Euro Facade Systems Ltd, whose prior written consent is required for its use, reproduction or for publication to any third party. All other rights reserved. Subject to modifications.

Outward Angle 7.5°		Inner Glass Pane (mm)			Glazing Thickness (mm)						A (mm)
					6-7	8-9	10-11	28	30	32	
2102 6mm 2101 2104 8mm 2103 2106 10mm 2105	Outer Glass Pane (mm)	12		X						X	4.6
		10		X					X		4.5
		8		X			X				4.3
		6		X			X				4.2
		12	X					X			4.5
		10	X				X				4.3
		8	X			X					4.2
		6	X			X					4.0
		12	X				X				4.3
10	X				X				4.2		
8	X				X				4.0		
6	X			X					3.8		
2176- 4mm Joint Gasket		X	X								
2170- 2mm Joint Gasket				X	X						
2166 6mm- Gasket				X	X						
2021- 50mm Drainage Diverter		X	X								
2020- 56mm Drainage Diverter				X	X						
2431- 12mm Double Glazing Clamp											
3029-23mm Screw											
2197- 12mm Thermal Break											

TRANSOM ITEMS SEE GLAZING CHART FOR 4 SIDE SG OR 2 SIDE SGH



3.60



Fabricators Guide

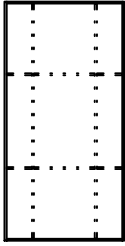
Changes reserved
 Sous reserve de modifications
 Änderungen vorbehalten

Issue: 05
 Date : 10-16

Glazing charts

Comar 6EFT

4 sided SG & 2 sided SGH

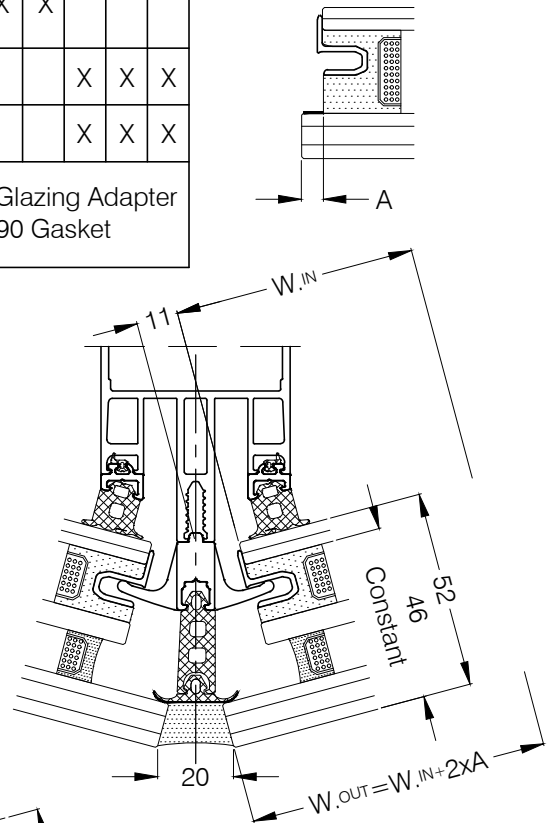
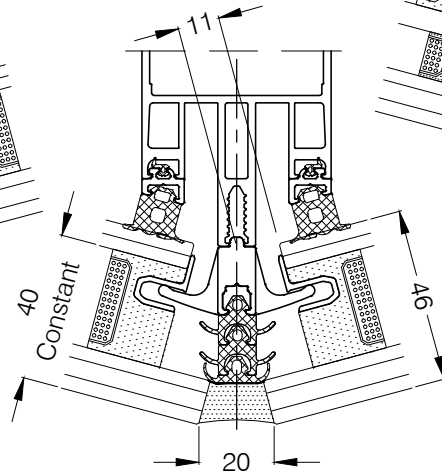
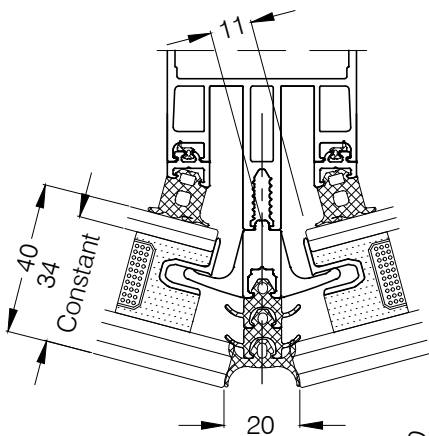


3.61

Outward Angle 15°	Inner Glass Pane (mm)			Glazing Thickness (mm)											A (mm)	TRANSOM ITEMS SEE GLAZING CHART FOR 4 SIDE SG OR 2 SIDE SGH
	6-7	8-9	10-11	40	42	44	46	48	50	52	54	56				
2102 6mm 2101			X						X			X	15.3			
2104 8mm 2103		X				X					X		13.3			
2106 10mm 2105	X				X		X			X			11.8			
2170- 2mm Joint Gasket							X	X	X	X	X	X	15.3			
2182- 2mm Joint Gasket				X	X	X							13.3			
2167 8mm- Gasket x 2				X	X	X	X	X	X				11.8			
2166 6mm- Gasket										X	X	X	15.3			
2155 22mm- Gasket										X	X	X	13.3			
2432- 18mm Double Glazing Clamp				1331- 15° Glazing Adapter + 2490 Gasket									11.8			
3030-23mm Screw																
2103- 34mm Thermal Break																
NO Drainage Diverter																

Copyright and ownership of this drawing is vested in EFT, Euro Facade Systems Ltd, whose prior written consent is required for its use, reproduction or for publication to any third party. All other rights reserved. Subject to modifications.

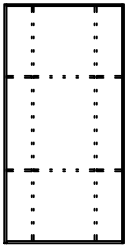
Fabricators Guide



4 sided SG & 2 sided SGH

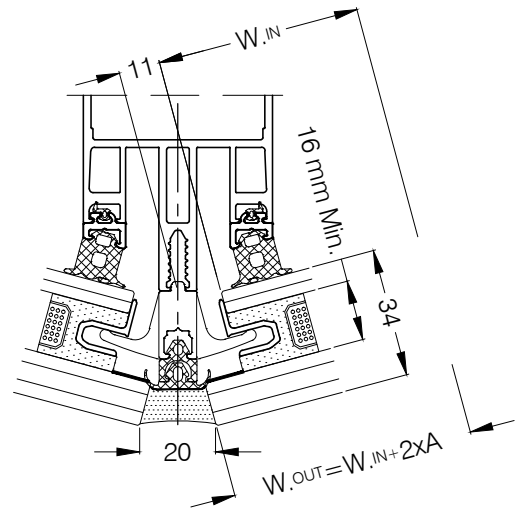
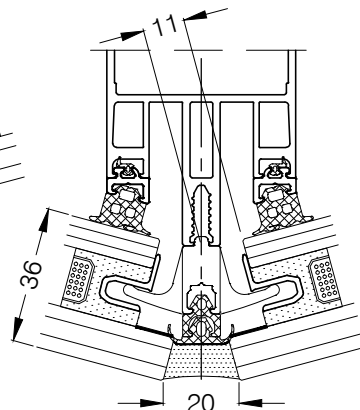
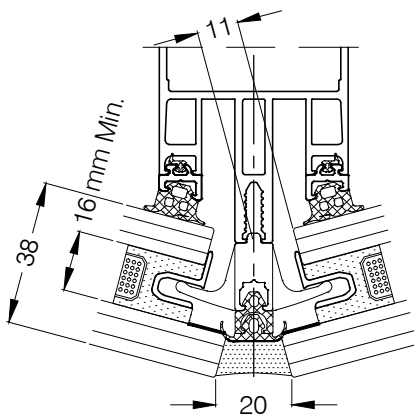
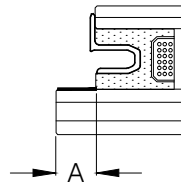
Comar 6EFT

Copyright and ownership of this drawing is vested in EFT, Euro Facade Systems Ltd, whose prior written consent is required for its use, reproduction or for publication to any third party. All other rights reserved. Subject to modifications.



3.62

Outward Angle 15°		Inner Glass Pane (mm)			Glazing Thickness (mm)						A (mm)	TRANSOM ITEMS SEE GLAZING CHART FOR 4 SIDE SG OR 2 SIDE SGH
		6-7	8-9	10-11	28	30	32	34	36	38		
2102 6mm 2101 2104 8mm 2103 2106 10mm 2105	Outer Glass Pane (mm)	12		X						X	10.4	
		10			X					X	9.9	
		8			X			X			9.4	
		6			X		X				8.4	
		12		X						X	10.4	
		10		X				X			9.9	
		8		X			X				9.4	
		6		X			X				8.4	
		12	X					X			10.4	
10	X					X			9.4			
8	X				X				9.4			
6	X			X					8.4			
2172- 2mm Joint Gasket		X	X	X								
2176- 4mm Joint Gasket		X										
2020- 56mm Drainage Diverter		X	X	X								
2432- 18mm Double Glazing Clamp					1331- 15° Glazing Adapter + 2490 Gasket							
3030-29mm Screw												
2200- 18mm Thermal Break												



Fabricators Guide

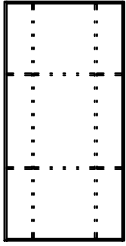
Changes reserved
 Sous reserve de modifications
 Änderungen vorbehalten

Issue: 05
 Date : 10-16

Glazing charts

Comar 6EFT

4 sided SG & 2 sided SGH

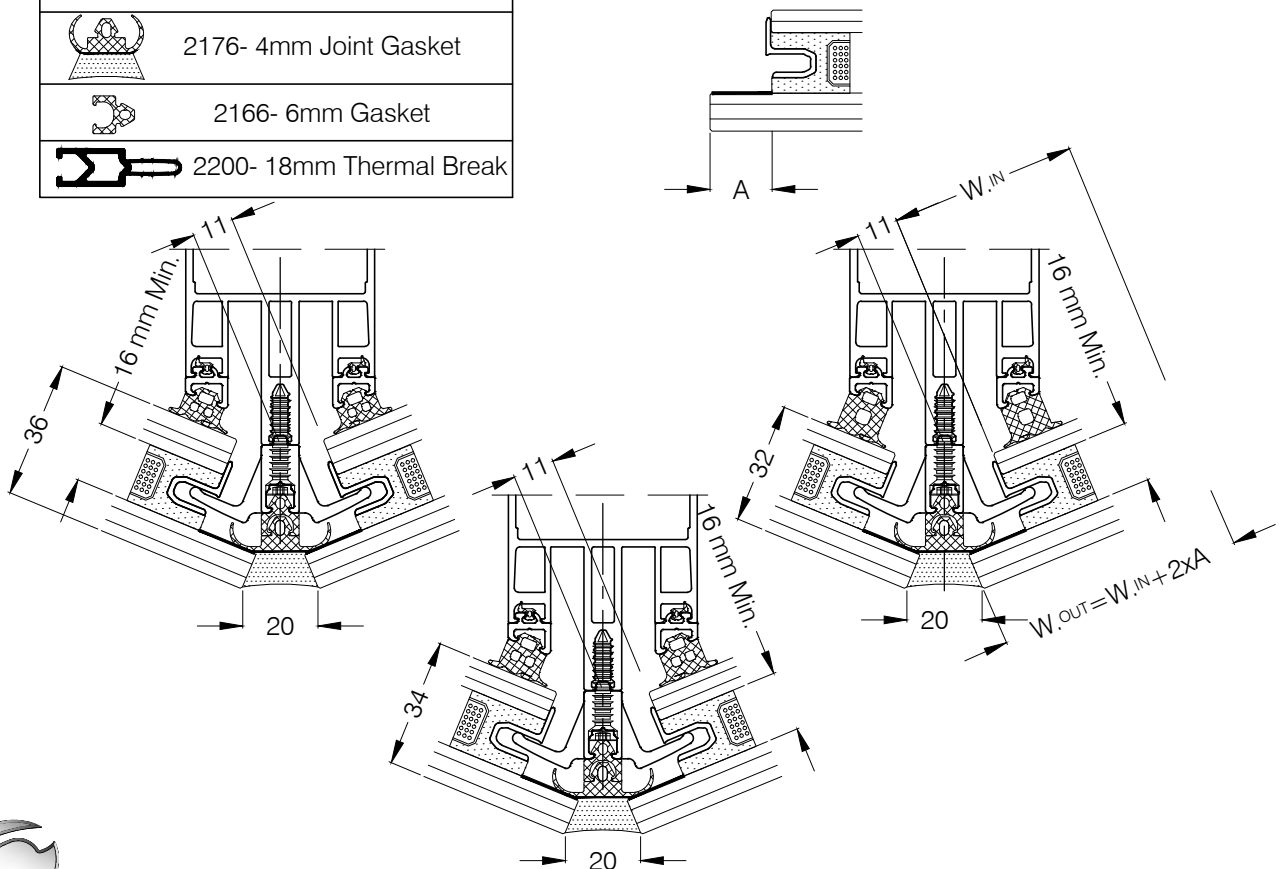


3.63

Outward Angle 22.5°		Inner Glass Pane (mm)			Glazing Thickness (mm)					A (mm)	TRANSOM ITEMS SEE GLAZING CHART FOR 4 SIDE SG OR 2 SIDE SGH
		6-7	8-9	10-11	28	30	32	34	36		
2102 6mm 2101	Outer Glass Pane (mm)	10		X					X	16.1	
			8		X			X		15.2	
		6			X			X		14.5	
			10		X			X		16.1	
		8		X				X		15.2	
			6		X		X			14.5	
2106 10mm 2105	Outer Glass Pane (mm)	10	X				X		16.2		
			8	X			X		15.3		
		6	X		X				14.5		
2025 Drainage Diverter	X	X	---								
2433- 18mm Double Glazing Clamp	1332- 22.5° Glazing Adapter + 2490 Gasket										
3030-29mm Screw											
2176- 4mm Joint Gasket											
2166- 6mm Gasket											
2200- 18mm Thermal Break											











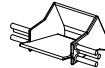

Copyright and ownership of this drawing is vested in EFT, Euro Facade Systems Ltd, whose prior written consent is required for its use, reproduction or for publication to any third party. All other rights reserved. Subject to modifications.

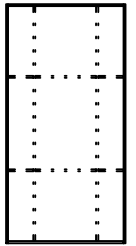
Fabricators Guide



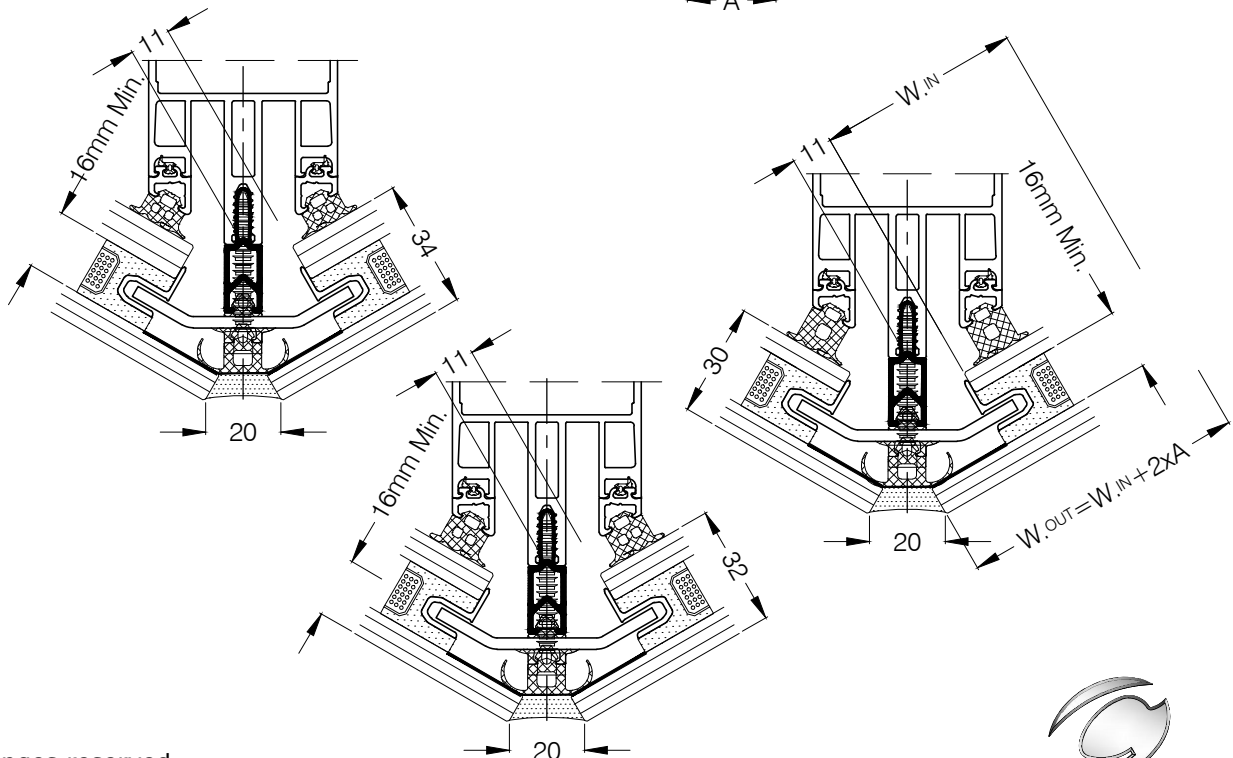
4 sided SG & 2 sided SGH

Copyright and ownership of this drawing is vested in EFT, Euro Facade Systems Ltd, whose prior written consent is required for its use, reproduction or for publication to any third party. All other rights reserved. Subject to modifications.

Outward Angle 30°		Inner Glass Pane (mm)			Glazing Thickness (mm)				A (mm)	TRANSOM ITEMS SEE GLAZING CHART FOR 4 SIDE SG OR 2 SIDE SGH	
		6-7	8-9	10-11	28	30	32	34			
 2102  6mm 2101	Outer Glass Pane (mm)	8		X				X	22.8		
		6		X			X		22.1		
 2104  8mm 2103		8		X			X		22.8		
		6		X		X			21.8		
 2106  10mm 2105		8	X			X			22.7		
		6	X			X			22.1		
 2178- 8mm Joint Gasket											
 2166- 6mm Gasket											
 3008-38mm Screw +3091 Washer											
 2200- 18mm Thermal Break											
 2025 Drainage Diverter											
 1333- 30° Glazing Adapter + 2490 Gasket											



3.64



Fabricators Guide

Changes reserved
 Sous réserve de modifications
 Änderungen vorbehalten

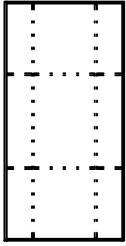
Issue: 05
 Date : 10-16

Glazing charts

3

Comar 6EFT

4 sided SG & 2 sided SGH

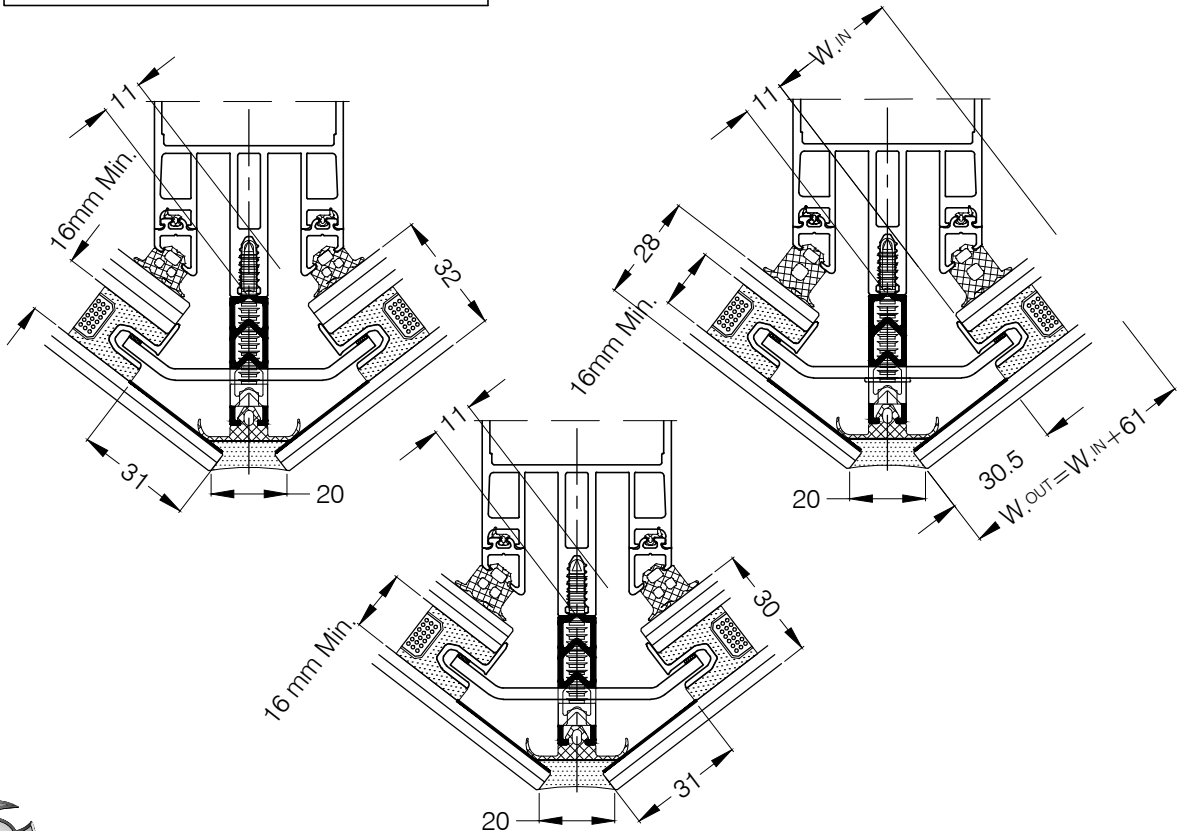


3.65

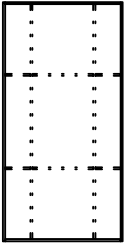
Outward Angle 37.5°		Inner Glass Pane (mm)			Glazing Thickness (mm)			TRANSOM ITEMS SEE GLAZING CHART FOR 4 SIDE SG OR 2 SIDE SGH	
		6-7	8-9	10-11	28	30	32		
		6mm	Outer Glass Pane (mm)	6		X			X
		8mm		6		X			X
		10mm		6	X		X		
		2176- 4mm Joint Gasket							
		Clamp Outer Angle 30°							1334- 37.5° Glazing Adapter + 2490 Gasket
		3008-38mm Screw + 3091 Washer							
		2203- 34mm Thermal Break							
		2025 Drainage Diverter							

Copyright and ownership of this drawing is vested in EFT, Euro Facade Systems Ltd, whose prior written consent is required for its use, reproduction or for publication to any third party. All other rights reserved. Subject to modifications.

Fabricators Guide



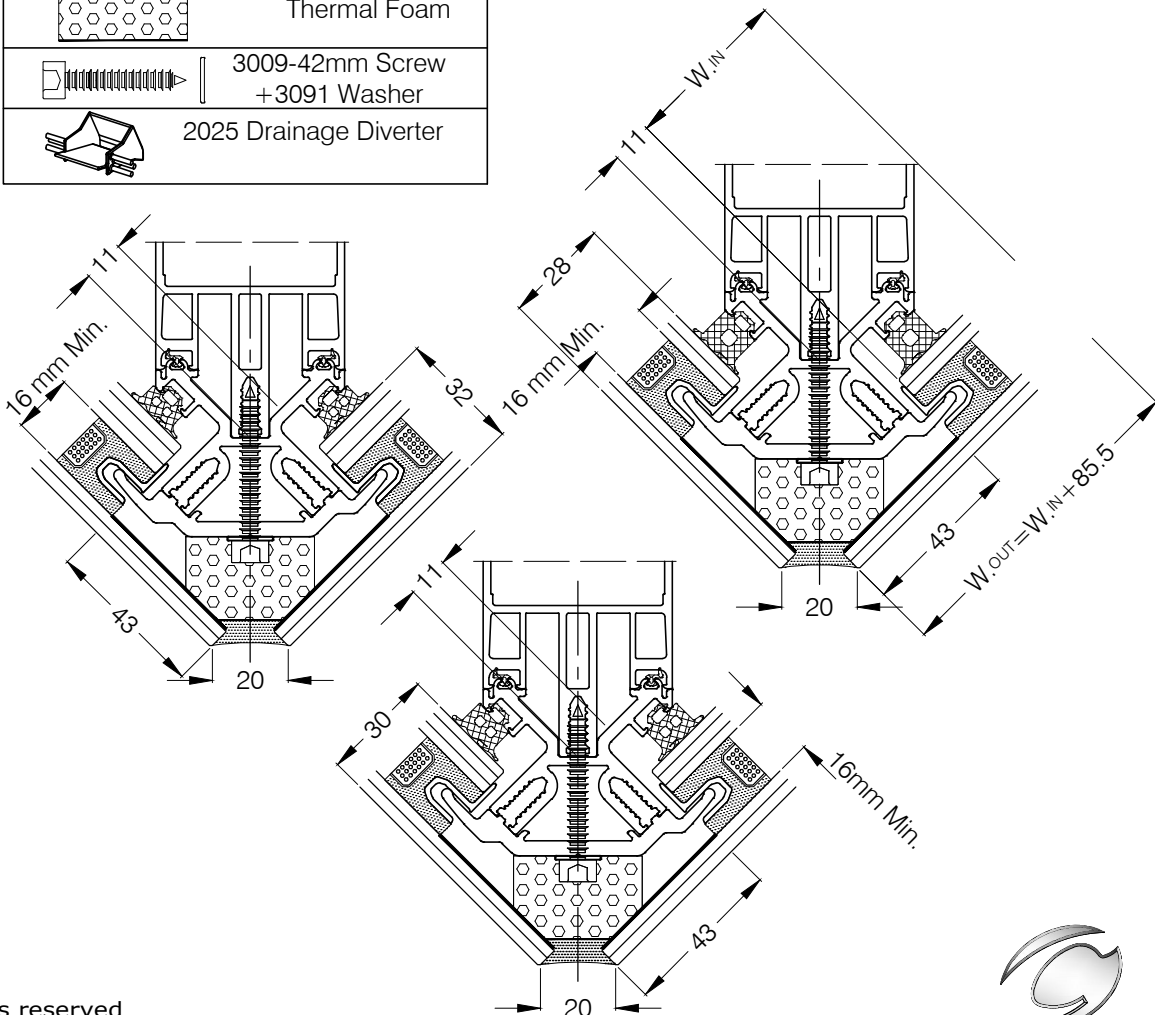
4 sided SG & 2 sided SGH



3.66

Copyright and ownership of this drawing is vested in EFT, Euro Facade Systems Ltd, whose prior written consent is required for its use, reproduction or for publication to any third party. All other rights reserved. Subject to modifications.

Outward Angle 45°				Inner Glass Pane (mm)			Glazing Thickness (mm)			TRANSOM ITEMS SEE GLAZING CHART FOR 4 SIDE SG OR 2 SIDE SGH
				6-7	8-9	10-11	28	30	32	
		6mm 2101	Outer Glass Pane (mm) 6			X			X	
		8mm 2103			X			X		
		10mm 2105		X			X			
1265+2490 Gasket				2404						
FM134 Thermal Foam										
3009-42mm Screw +3091 Washer										
2025 Drainage Diverter										



Changes reserved
 Sous reserve de modifications
 Änderungen vorbehalten

Issue: 05
 Date : 10-16