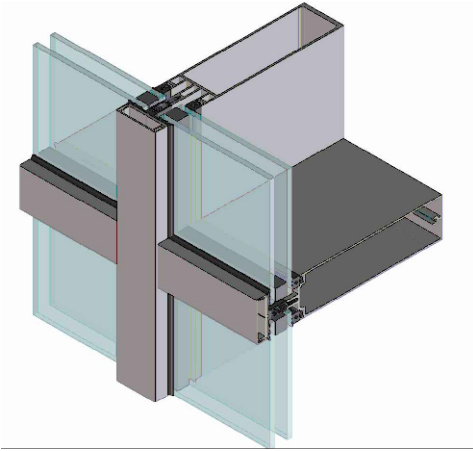


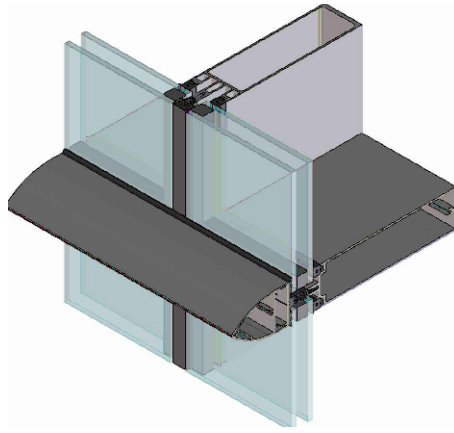
Copyright and ownership of this drawing is vested in EFT, Euro Facade Systems Ltd, whose prior written consent is required for its use, reproduction or for publication to any third party. All other rights reserved. Subject to modifications.

# 1 Stick Curtain Walling

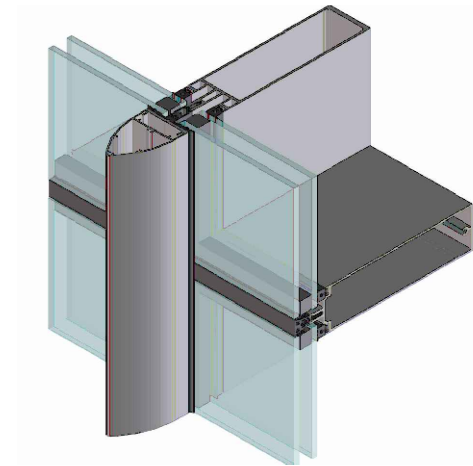
## Comar 6EFT



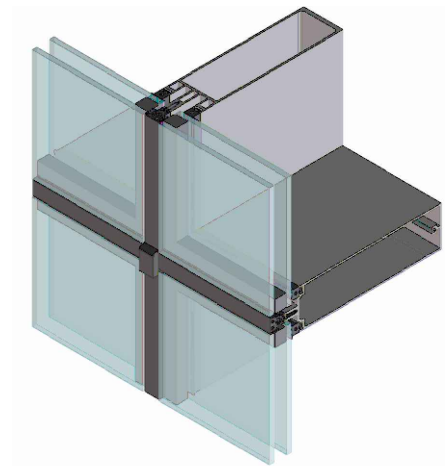
Capped



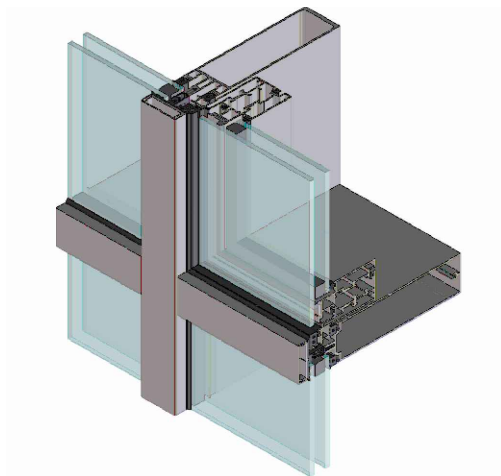
2sided SGH



2sided SGV



4sided SG



Concealed Vent

Fabricators Guide

Changes reserved  
Sous reserve de modifications  
Änderungen vorbehalten

Issue: 05  
Date : 10-16

## Introduction

Designing reassurance from the first stroke of a pencil is often the desire of even the most innovative practice. A proven system that has the potential of providing bespoke solutions exceeding current capability is now a reality.

To provide a flexible approach to aluminium facade engineering, Comar Architectural Aluminium Systems launch Comar 6 EFT utilising European wide design and extrusion expertise with Comar's market leading supply, support and delivery.

Comar 6 EFT delivers curtain walling with 50 mm standardised sight-lines with options for 4 sided structural glazing, 2 sided structural glazing with horizontal (SGH) or vertical (SGV) capping, concealed vents which maintain the slim 50 mm sight - lines.

Comar 6 EFT offers architects a custom-made solution with time proven reassurance. Design flexibility is at your finger-tips which offers performance beyond the capability of existing systems.

## Comar 6 EFT Curtain Walling

The Comar 6 EFT 50 Curtain Walling Systems have been developed by experienced designers and are tested to the best European test institutes.

Comar 6 EFT Curtain Walling and Comar 6 EFT Concealed Vent System is the result of in-depth research and architecturally oriented developments.

### The Comar 6 EFT Curtain Walling Systems:

#### 1 Facades

##### 1. Comar 6 EFT Capped Curtain Walling

Capped glazing system for vertical applications in single or double glazing.

##### 2. Comar 6 EFT 2 Sided SGH

Two sided structural glazing with horizontal cover cap for vertical applications in single or double glazing.

##### 3. Comar 6 EFT 2 Sided SGV

Two sided structural glazing with vertical cover cap for vertical or sloping applications in single or double glazing.

##### 4. Comar 6 EFT 4 Sided SG

Four sided structural glazing for vertical or sloping applications in single or double glazing.

#### 2 Windows

##### 5. Comar 6 EFT Concealed Vent

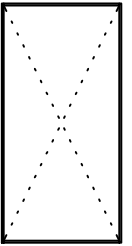
Top project or side project window range, Integrated into Comar 6 EFT Fully Capped Curtain Walling, Comar 6 EFT 2sided SGV or SGH & Comar 6 EFT 4sided SG



**comar**

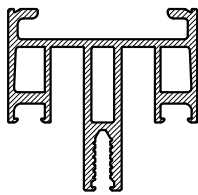
ARCHITECTURAL ALUMINIUM SYSTEMS

Mullions




1.00

Copyright and ownership of this drawing is vested in EFT, Euro Facade Systems Ltd, whose prior written consent is required for its use, reproduction or for publication to any third party. All other rights reserved. Subject to modifications.




1025

30mm mullion  
Direct fix to steel or timber




1070

85mm mullion




1072

105mm mullion




1069

115mm mullion




1073

125mm mullion



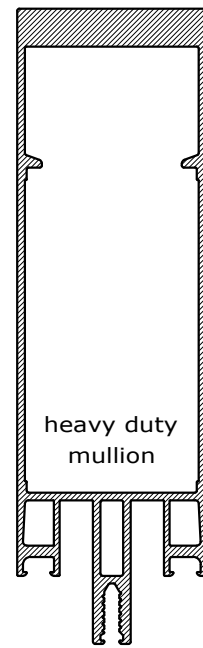
1074

135mm mullion



1076

150mm mullion



1075

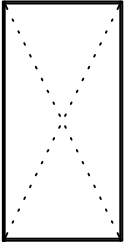
150mm mullion

heavy duty mullion

Profiles Identification


Changes reserved  
Sous reserve de modifications  
Änderungen vorbehalten

Issue: 05  
Date : 10-16




1.01

Profiles Identification



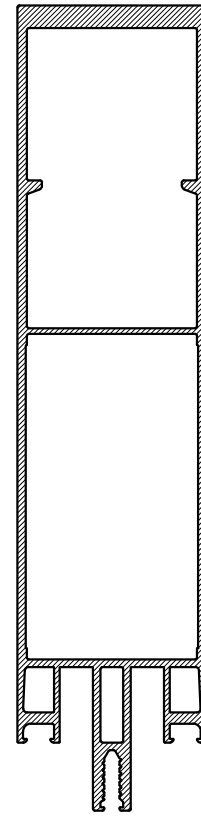
1077  
175mm mullion



1085  
175mm mullion



1078  
180mm mullion



1080  
195mm mullion

Copyright and ownership of this drawing is vested in EFT, Euro Facade Systems Ltd, whose prior written consent is required for its use, reproduction or for publication to any third party. All other rights reserved. Subject to modifications.




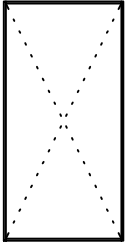
Copyright and ownership of this drawing is vested in EFT, Euro Facade Systems Ltd, whose prior written consent is required for its use, reproduction or for publication to any third party. All other rights reserved. Subject to modifications.

## Mullions

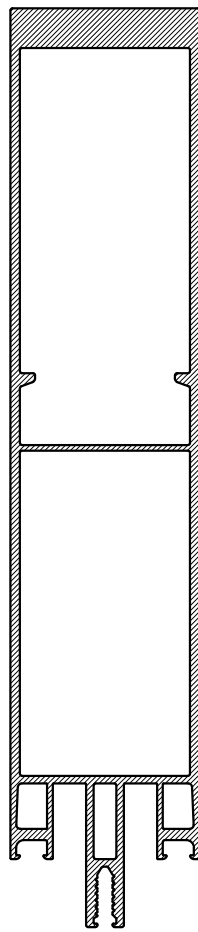
1

Broadsheets


Comar 6EFT



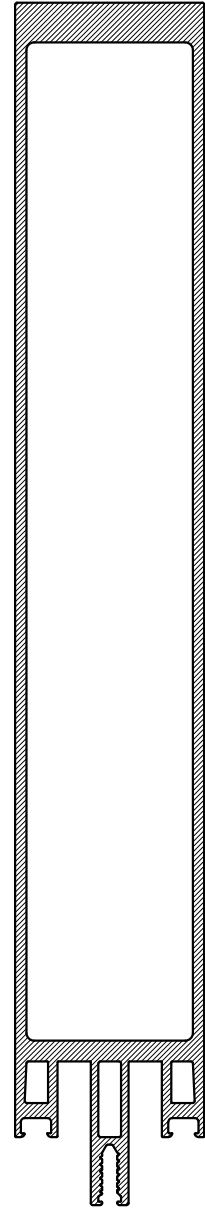
1082  
210mm mullion



1087 \*  
225mm mullion



1090 \*  
275mm mullion



1095 \*  
300mm mullion

1.02

Profiles Identification

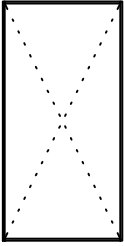
\* These profiles are for project only and not held in stock. Profiles will be subject to longer lead times. Please contact our office for information.

Changes reserved  
Sous reserve de modifications  
Änderungen vorbehalten

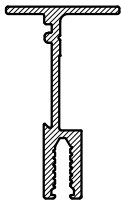
Issue: 05  
Date : 10-16

Comar 6EFT

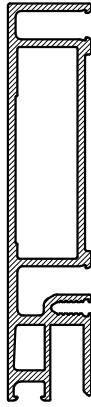
Split Mullions



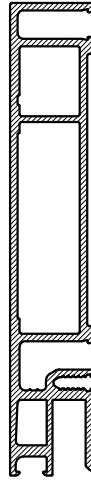
1.03



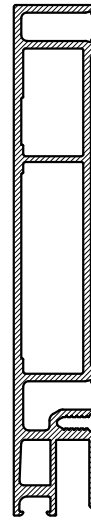
1033  
Split mullion  
nosing adaptor



1037  
105mm split  
mullion




1038  
125mm split  
mullion

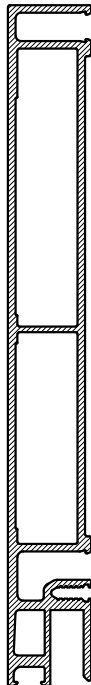


1039  
135mm split  
mullion

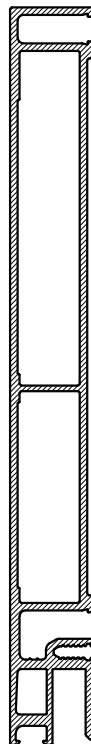
Profiles Identification



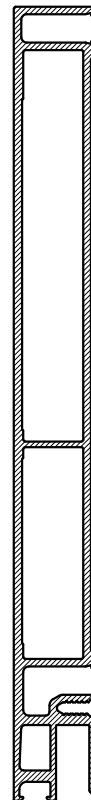
1040  
150mm split  
mullion



1042  
180mm split  
mullion



1043  
195mm split  
mullion



1044  
210mm split  
mullion

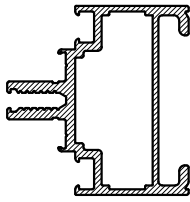
Copyright and ownership of this drawing is vested in EFT, Euro Facade Systems Ltd, whose prior written consent is required for its use, reproduction or for publication to any third party. All other rights reserved. Subject to modifications.



Copyright and ownership of this drawing is vested in EFT, Euro Facade Systems Ltd, whose prior written consent is required for its use, reproduction or for publication to any third party. All other rights reserved.

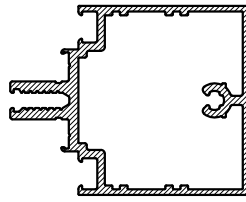
# Transoms

Comar 6EFT



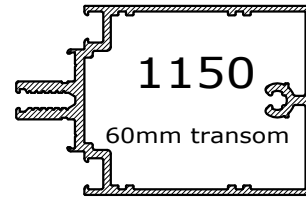
1125

30mm transom  
Direct fix to steel  
or timber



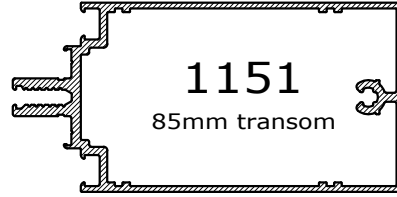
1149

45mm transom



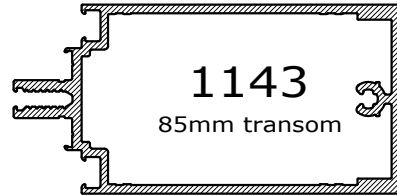
1150

60mm transom



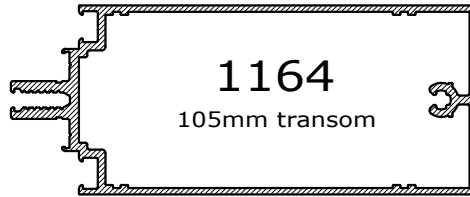
1151

85mm transom



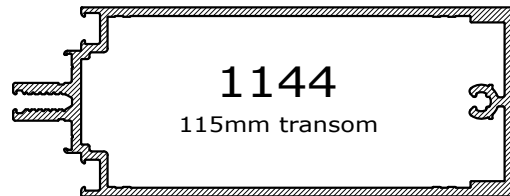
1143

85mm transom



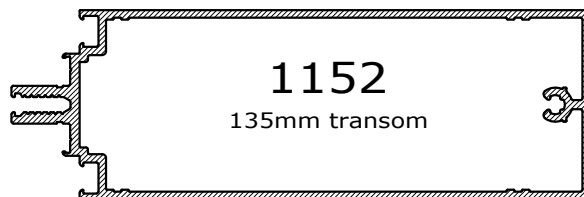
1164

105mm transom



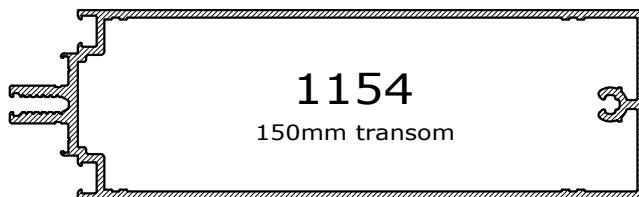
1144

115mm transom



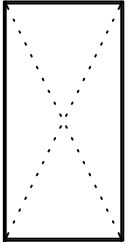
1152

135mm transom



1154

150mm transom



1.04

Profiles Identification

Changes reserved  
Sous reserve de modifications  
Änderungen vorbehalten

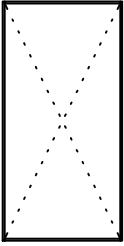
Issue: 05  
Date : 10-16

# Broadsheets

1

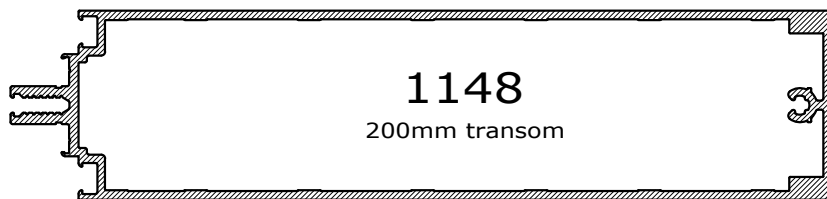
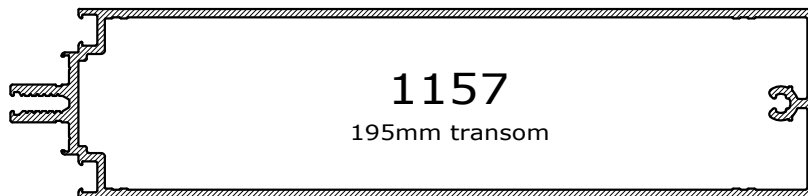
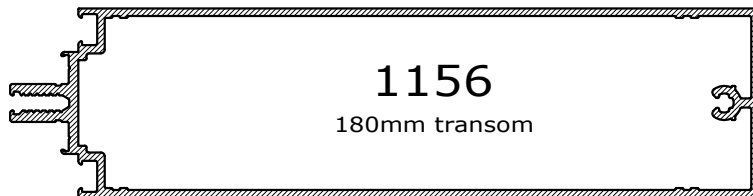
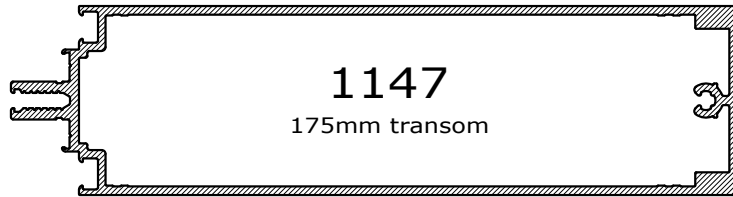
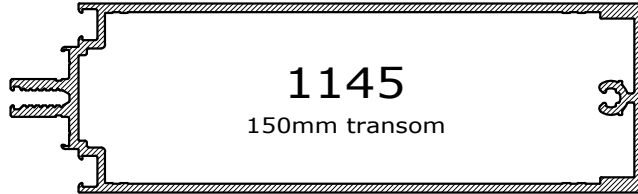
## Comar 6EFT

## Transoms



1.05

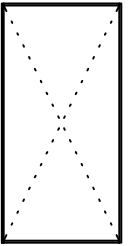
Profiles Identification



Copyright and ownership of this drawing is vested in EFT, Euro Facade Systems Ltd, whose prior written consent is required for its use, reproduction or for publication to any third party. All other rights reserved. Subject to modifications.

Cover caps & pressure plates

Comar 6EFT



1.06



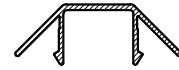
**1201**  
13mm cover cap



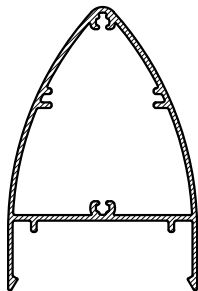
**1203**  
16mm cover cap




**1204**  
20mm cover cap



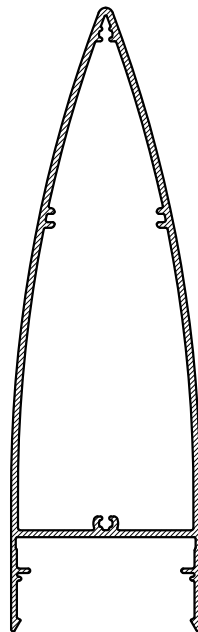
**1210**  
45 degree cover cap



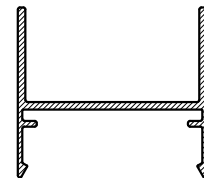
**1211**  
75mm cover cap  
Bullnose



**1213**  
100mm cover cap  
Square



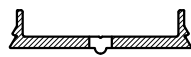
**1214**  
165mm cover cap  
Bullnose



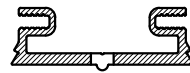
**1221**  
45mm cover cap  
Square 'H'



**1251**  
Duo gasket  
pressure plate



**1252**  
Standard  
pressure plate



**1253**  
Screw fixing  
pressure plate  
For deep caps



**1259**  
Pressure plate  
for sloped roof

Profiles Identification

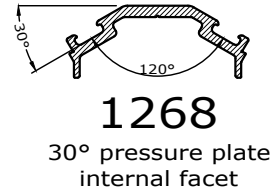
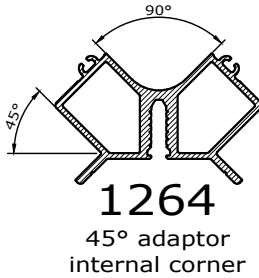
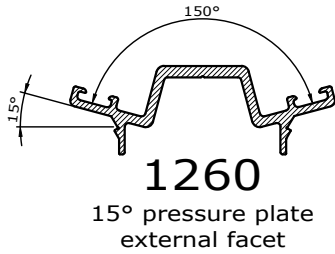
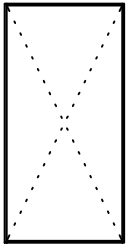
Copyright and ownership of this drawing is vested in EFT, Euro Facade Systems Ltd, whose prior written consent is required for its use, reproduction or for publication to any third party. All other rights reserved.

Changes reserved  
Sous reserve de modifications  
Änderungen vorbehalten

Issue: 05  
Date : 10-16

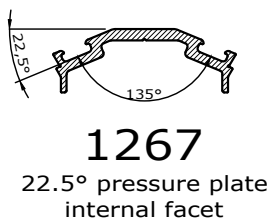
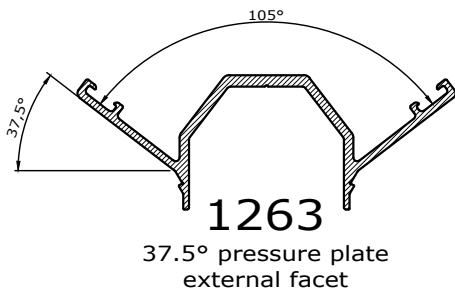
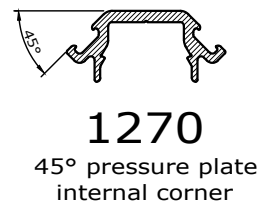
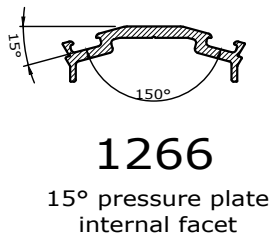
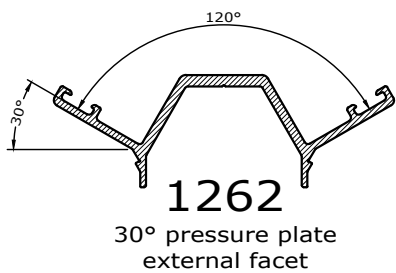
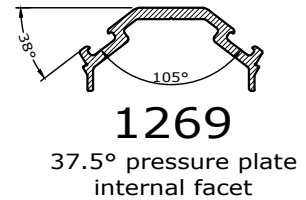
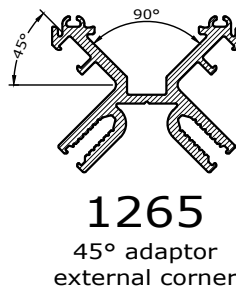
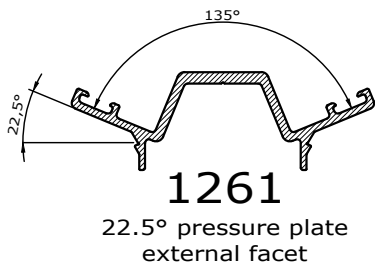
Comar 6EFT

Pressure plates



1.07

Profiles Identification



Copyright and ownership of this drawing is vested in EFT, Euro Facade Systems Ltd, whose prior written consent is required for its use, reproduction or for publication to any third party. All other rights reserved. Subject to modifications.



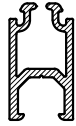
Copyright and ownership of this drawing is vested in EFT, Euro Facade Systems Ltd, whose prior written consent is required for its use, reproduction or for publication to any third party. All other rights reserved.

**1**

**Broadsheets**

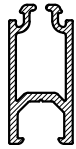
**Glazing adaptors**

**Comar 6EFT**



**1328**

18mm glazing adaptor



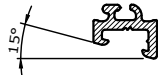
**1329**

22mm glazing adaptor



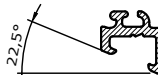
**1330**

6mm glazing adaptor



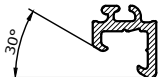
**1331**

15° glazing adaptor  
external facet



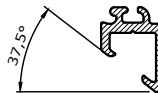
**1332**

22.5° glazing adaptor  
external facet



**1333**

30° glazing adaptor  
external facet




**1334**

37.5° glazing adaptor  
external facet



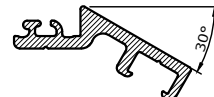
**1336**

15° glazing adaptor  
internal facet



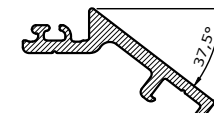
**1337**

22.5° glazing adaptor  
internal facet



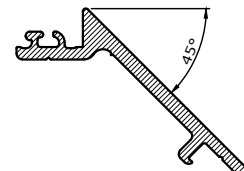
**1338**

30° glazing adaptor  
internal facet



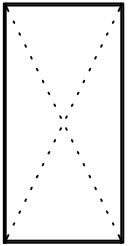
**1339**

37.5° glazing adaptor  
internal facet



**1344**

45° glazing adaptor  
internal facet



**1.08**

**Profiles Identification**

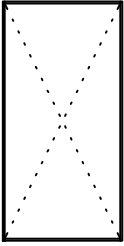
Changes reserved  
Sous reserve de modifications  
Änderungen vorbehalten

Issue: 05  
Date : 10-16

# Broadsheets

1

## Comar 6EFT



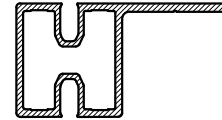
Frames, perimeters,  
Inserts, clamps, setting  
blocks & fixing lugs

1.09



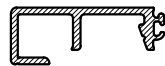
1335

Single glazing frame



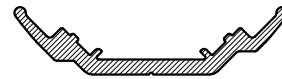
1348

Wall connector



1345

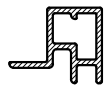
42mm glazing pocket  
closer



1392

(2404)

Structural glazing 90°  
corner glass clamp



1346

Spandrel panel frame



1425

Direct fix to steel or  
timber  
fixing lug

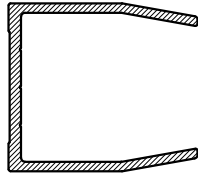
Profiles Identification

Copyright and ownership of this drawing is vested in EFT, Euro Facade Systems Ltd, whose prior written consent is required for its use, reproduction or for publication to any third party. All other rights reserved. Subject to modifications.

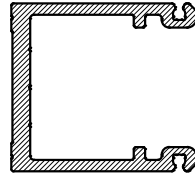


Cleats, flat bars, mullion sleeves & concealed vents


Copyright and ownership of this drawing is vested in EFT, Euro Facade Systems Ltd, whose prior written consent is required for its use, reproduction or for publication to any third party. All other rights reserved. Subject to modifications.



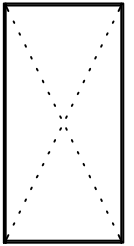
1300  
Transom cleat



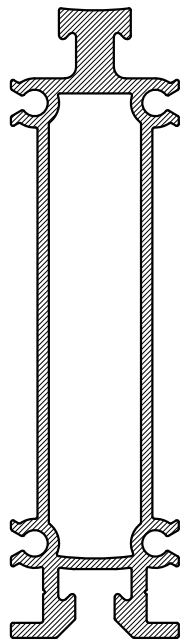
1305  
Transom cleat




1435  
(2530/2538/2539)  
Corner Cleat



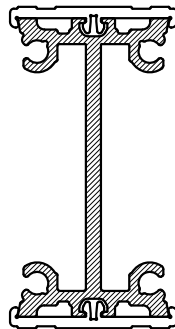
1.09.1



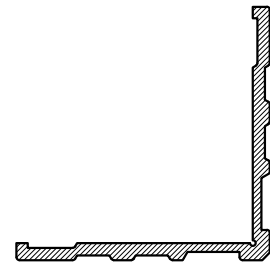
1373  
Mullion's connector




1366  
Mullion sleeve



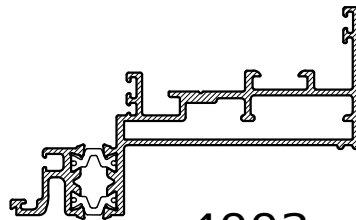
1368  
Mullion sleeve



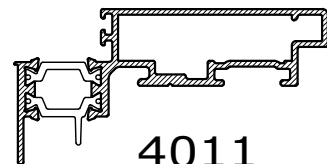
1431  
(2535)  
Corner Cleat



1230  
30mm x 2mm flat bar



4003  
Concealed vent outer frame



4011  
Concealed vent sash

Profiles Identification

Changes reserved  
Sous reserve de modifications  
Änderungen vorbehalten

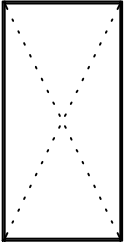
Issue: 05  
Date : 10-16

# Standard Profiles

# 1

## Comar 6EFT

## Future Additions



1.09.2


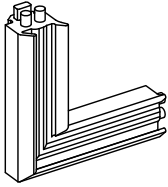

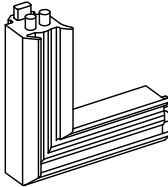

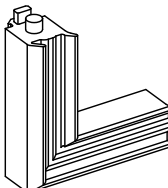

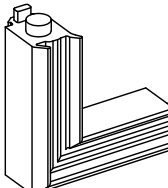

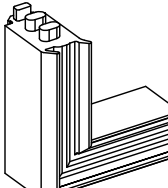

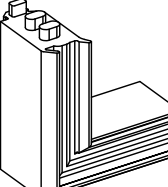
Profiles Identification

FUTURE  
ADDITION

Copyright and ownership of this drawing is vested in EFT,  
Euro Facade Systems Ltd, whose prior written consent is required  
for its use, reproduction or for publication to any third party.  
All other rights reserved. Subject to modifications.

## Internal glazing gaskets &amp; moulded corners Comar 6EFT

Copyright and ownership of this drawing is vested in EFT, Euro Facade Systems Ltd, whose prior written consent is required for its use, reproduction or for publication to any third party. All other rights reserved. Subject to modifications.

Illustration	Description	Illustration	Description
	<b>2101</b> Glazing gasket 6mm  Material: EPDM Colour: Black  Packing unit: 100 m		<b>2102</b> Corner moulding for 2101  Material: EPDM Colour: Black  Packing unit: 100 pcs.
	<b>2103</b> Glazing gasket 8mm  Material: EPDM Colour: Black  Packing unit: 100 m		<b>2104</b> Corner moulding for 2103  Material: EPDM Colour: Black  Packing unit: 100 pcs.
	<b>2105</b> Glazing gasket 10mm  Material: EPDM Colour: Black  Packing unit: 100 m		<b>2106</b> Corner moulding for 2105  Material: EPDM Colour: Black  Packing unit: 100 pcs.
	<b>2107</b> Glazing gasket 12mm  Material: EPDM Colour: Black  Packing unit: 100 m		<b>2108</b> Corner moulding for 2107  Material: EPDM Colour: Black  Packing unit: 100 pcs.
	<b>2109</b> Glazing gasket 14mm  Material: EPDM Colour: Black  Packing unit: 100 m	 *	<b>2110*</b> Corner moulding for 2109  Material: EPDM Colour: Black  Packing unit: 100 pcs.
	<b>2111</b> Glazing gasket 16mm  Material: EPDM Colour: Black  Packing unit: 100 m	 *	<b>2112*</b> Corner moulding for 2111  Material: EPDM Colour: Black  Packing unit: 100 pcs.



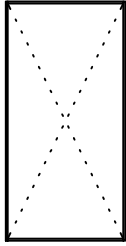
1.10

Fabricators Guide

\* Non standard item

Changes reserved  
Sous réserve de modifications  
Änderungen vorbehalten

Issue: 05  
Date : 10-16



1.11

Profiles Identification


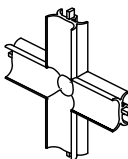
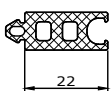
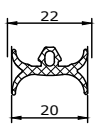
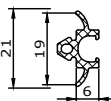
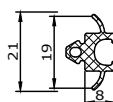
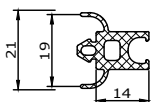
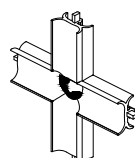
Illustration	Description	Illustration	Description
<p>For pressure plate: 1251</p>	<p><b>2150</b> Glazing gasket " DUO Gasket " (in combination with 1251)  Material: EPDM Colour: Black Packing unit: 100 m</p>		<p><b>2171</b> Joint sealant gasket  Material: EPDM Colour: Black  Packing unit: 100 m</p>
	<p><b>2162</b> Glazing gasket  Material: EPDM Colour: Black  Packing unit: 50 m</p>		<p><b>2172</b> Joint sealant gasket  Material: EPDM Colour: Black  Packing unit: 100 m</p>
	<p><b>2163</b> Glazing gasket  Material: EPDM Colour: Black  Packing unit: 50 m</p>		<p><b>2174</b> Joint sealant gasket  Material: EPDM Colour: Black  Packing unit: 100 m</p>
	<p><b>2164</b> Glazing gasket  Material: EPDM Colour: Black  Packing unit: xx m</p>		<p><b>2175</b> Joint gasket  Material: EPDM Colour: Black  Packing unit: 50 m</p>
	<p><b>2165</b> Glazing gasket  Material: EPDM Colour: Black  Packing unit: xx m</p>		<p><b>2176</b> Joint sealant gasket  Material: EPDM Colour: Black  Packing unit: 100 m</p>
	<p><b>2170</b> Joint sealant gasket  Material: EPDM Colour: Black  Packing unit: 100 m</p>		<p><b>2178</b> Joint sealant gasket  Material: EPDM Colour: Black  Packing unit: 100 m</p>


Copyright and ownership of this drawing is vested in EFT, Euro Facade Systems Ltd, whose prior written consent is required for its use, reproduction or for publication to any third party. All other rights reserved. Subject to modifications.



## Glazing gaskets

Copyright and ownership of this drawing is vested in EFT, Euro Facade Systems Ltd, whose prior written consent is required for its use, reproduction or for publication to any third party. All other rights reserved. Subject to modifications.

Illustration	Description	Illustration	Description
	<b>2153</b> Extension gasket  Material: EPDM Colour: Black  Packing unit: 100 m		<b>2180</b> Cruciform gasket  Material: EPDM Colour: Black  Packing unit: 10 pcs.
	<b>2155</b> Extension gasket  Material: EPDM Colour: Black  Packing unit: 100 m		<b>2182</b> Joint sealant gasket  Material: EPDM Colour: Black  Packing unit: 100 m
	<b>2166</b> 6mm Extension gasket high performance  Material: EPDM Colour: Black Packing unit: 100 m		
	<b>2167</b> 8mm Extension gasket high performance  Material: EPDM Colour: Black Packing unit: 100 m		
	<b>2168</b> 14mm Extension gasket high performance  Material: EPDM Colour: Black Packing unit: 100 m		
	<b>2179</b> Cruciform for drainage diverter  Material: EPDM Colour: Black Packing unit: 10 pcs.		



1.12

Profiles Identification

Changes reserved  
Sous reserve de modifications  
Änderungen vorbehalten


Issue: 05  
Date : 10-16

# Accessories

# 1

## Comar 6EFT

Obsolete when stocks are exhausted



1.12.1

Profiles Identification

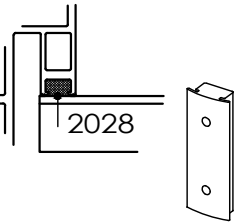
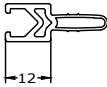

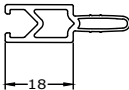

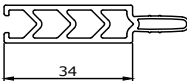
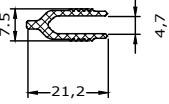
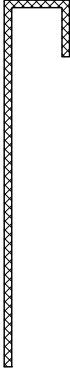

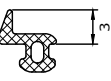
Illustration	Description	Illustration	Description
	<p><b>2306</b> Glass setting block 33 mm</p> <p>Profile: 1403 Material: Aluminium Finish: Mill Packing unit: 100 pcs.</p> <p><b>WILL BE REPLACED BY 1409</b></p>		
<p>Obsolete when stocks are exhausted.</p> <p>Size: 4.8 x 22</p>	<p><b>3092</b> 4.8 x 22 Countersunk head</p> <p>For glazing clamps 2403 &amp; 2300 Material: Stainless steel Packing unit: 1000 pcs.</p>		

Copyright and ownership of this drawing is vested in EFT, Euro Facade Systems Ltd, whose prior written consent is required for its use, reproduction or for publication to any third party. All other rights reserved. Subject to modifications.



## Thermal break & pocket seal

Copyright and ownership of this drawing is vested in EFT, Euro Facade Systems Ltd, whose prior written consent is required for its use, reproduction or for publication to any third party. All other rights reserved. Subject to modifications.

Illustration	Description	Illustration	Description
	<b>2028</b> Transom seal  Material: EPDM Colour: Black  Packing unit: 100 pcs.	 Standard length: 3m	<b>2197</b> Thermal break  Material: PVC Colour: Black  Packing unit: 10 pcs.
 Standard length 6.45m	<b>2033</b> Groove for K02 Gasket  Material: PVC Colour: Black  Packing unit: 10 pcs.	 Standard length: 3m	<b>2200</b> Thermal break  Material: PVC Colour: Black  Packing unit: 10 pcs.
	<b>2185</b> Seal for split mullion (30 x 2mm)  Material: EPDM Colour: Black  Packing unit: 50 m	 Standard length: 3m	<b>2203</b> Thermal break  Material: PVC Colour: Black  Packing unit: 10 pcs.
 7,5 4,7 21,2	<b>2186</b> Seal for split mullion (for 4mm sheet)  Material: EPDM Colour: Black  Packing unit: 100 m		<b>6003</b> End profile  Material: PVC Colour: Black  Packing unit: 5 pcs.
	<b>2187</b> Seal for split mullion  Material: EPDM Colour: Black  Packing unit: 100 m	Standard length 6.45m	
	<b>2490</b> Pocket seal gasket  Material: EPDM Colour: Black Packing unit: 200 m		



1.13

Profiles Identification

Changes reserved  
Sous reserve de modifications  
Änderungen vorbehalten

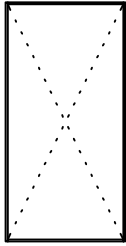
Issue: 05  
Date : 10-16

# Accessories

# 1

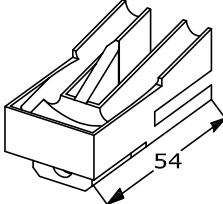

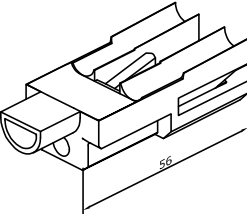
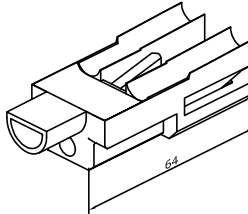
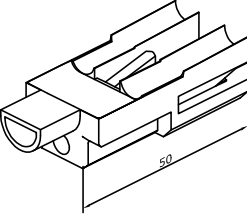
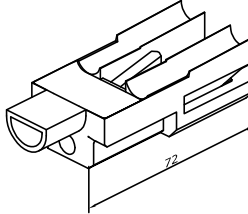
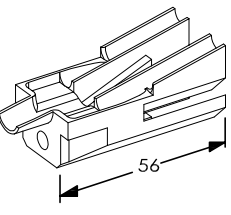
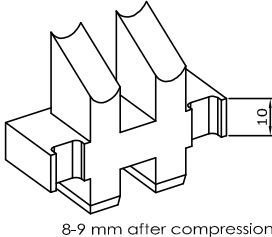
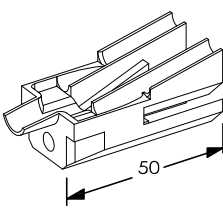
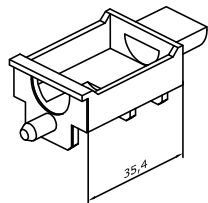
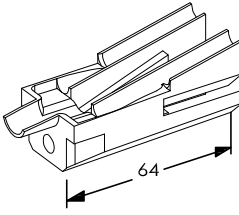
## Comar 6EFT

## Diverters



1.14

Profiles Identification

Illustration	Description	Illustration	Description
	<b>2019</b> Mullion drainage diverter  Material: PP-Nylon Colour: Black  Packing unit: 50 pcs.		<b>2025</b> Transom drainage diverter 4sided SG Material: PP Colour: Black  Packing unit: 50 pcs.
	<b>2020</b> Mullion drainage diverter Closed spout Material: PP- Nylon Colour: Black  Packing unit: 50 pcs.		<b>2026</b> Mullion drainage diverter Closed spout Material: PP- Nylon Colour: Black  Packing unit: 50 pcs.
	<b>2021</b> Mullion drainage diverter Closed spout Material: PP- Nylon Colour: Black  Packing unit: 50 pcs.		<b>2027</b> Mullion drainage diverter Closed spout Material: PP- Nylon Colour: Black  Packing unit: 50 pcs.
	<b>2022</b> Mullion drainage diverter  Material: PP- Nylon Colour: Black  Packing unit: 50 pcs.		<b>2030</b> Mullion coupling moulding  Material: EPDM Colour: Black  Packing unit: 50 pcs.
	<b>2023</b> Mullion drainage diverter  Material: PP- Nylon Colour: Black  Packing unit: 50 pcs.		<b>2032</b> 35mm Extension drainage diverter  Material: PP- Nylon Colour: Black  Packing unit: 10 pcs.
	<b>2024</b> Mullion drainage diverter  Material: PP- Nylon Colour: Black  Packing unit: 50 pcs.		

Copyright and ownership of this drawing is vested in EFT, Euro Facade Systems Ltd, whose prior written consent is required for its use, reproduction or for publication to any third party. All other rights reserved. Subject to modifications.



**comar**

ARCHITECTURAL ALUMINIUM SYSTEMS

Changes reserved  
Sous reserve de modifications  
Änderungen vorbehalten

Issue: 05  
Date : 10-16

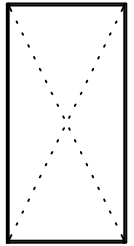


## Glazing setting blocks

## Comar 6EFT

Copyright and ownership of this drawing is vested in EFT, Euro Facade Systems Ltd, whose prior written consent is required for its use, reproduction or for publication to any third party. All other rights reserved. Subject to modifications.

Illustration	Description	Illustration	Description
	<b>2301</b> Glass setting block 15 mm  Profile: 1403 Material: Aluminium Finish: Mill Packing unit: 100 pcs.		<b>1402</b> Glass setting block 32 mm  Width 100mm
	<b>2305</b> Glass setting block 27 mm  Profile: 1403 Material: Aluminium Finish: Mill Packing unit: 100 pcs.		<b>1442</b> Glass setting block 32 mm  Width 400mm  Material: Aluminium Finish: Black Packing unit: 10 pcs.
	<b>1409</b> Glass setting block 33 mm  Profile: 1412 Material: Aluminium Finish: Mill Packing unit: 10 pcs.		<b>1407</b> Glass setting block 32 mm  Width 100mm
	<b>1411</b> Glass setting block 40 mm  Profile: 1415 Material: Aluminium Finish: Mill Packing unit: 10 pcs.		<b>1447</b> Glass setting block 32 mm  Width 400mm  Material: Aluminium Finish: Black Packing unit: 10 pcs.
	<b>1401</b> Glass setting block 28 mm  Width 100mm		<b>1404</b> Glass setting block 40 mm  Width 100mm
	<b>1441</b> Glass setting block 28 mm  Width 400mm  Material: Aluminium Finish: Black Packing unit: 10 pcs.		<b>1444</b> Glass setting block 40 mm  Width 400mm  Material: Aluminium Finish: Black Packing unit: 10 pcs.



1.15

Profiles Identification

Changes reserved  
Sous réserve de modifications  
Änderungen vorbehalten

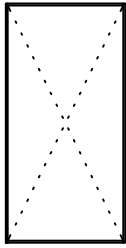
Issue: 05  
Date : 10-16

# Accessories

# 1

## Comar 6EFT

## Glazing setting blocks sleeves & cleats



1.16

Profiles Identification

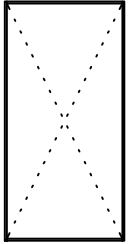
Illustration	Description
 	<p><b>1400</b> Glass setting block 44 mm Width 100mm</p> <p>Material: Aluminium Finish: Black Packing unit: 10 pcs.</p>
 	<p><b>1405</b> Glass setting block 48 mm Width 100mm</p> <p><b>1445</b> Glass setting block 48 mm Width 400mm</p> <p>Material: Aluminium Finish: Black Packing unit: 10 pcs.</p>
	<p><b>2310</b> Transom cleat (spring loaded) Material: Aluminium pin/polyamide housing lock to transom with super glue (SE009XSLF) Packing unit: 50 pcs.</p>
	<p><b>2538</b> Corner cleat 8.2 mm For frames made from profile 1335 Profile: 1435 Material: Aluminium Finish: Mill Packing unit: 10 pcs</p>

Illustration	Description
 	<p><b>1406</b> Glass setting block 52 mm Width 100mm</p> <p><b>1446</b> Glass setting block 52 mm Width 400mm</p> <p>Material: Aluminium Finish: Black Packing unit: 10 pcs.</p>
	<p><b>1366</b> 33mm mullion sleeve/spigot kit Material: Aluminium /plastic Colour: Black Finish: Mill Standard length: 6.45m Packing unit: 1 pcs.</p>
	<p><b>1368</b> 79mm mullion sleeve/spigot kit Material: Aluminium /plastic Colour: Black Finish: Mill Standard length: 6.45m Packing unit: 1 pcs.</p>
	<p><b>2539</b> Corner cleat 4.8 mm For frames made from profile 1346 Profile: 1435 Material: Aluminium Finish: Mill Packing unit: 50 pcs</p>

Copyright and ownership of this drawing is vested in EFT, Euro Facade Systems Ltd, whose prior written consent is required for its use, reproduction or for publication to any third party. All other rights reserved. Subject to modifications.



## Fixing clamps - Structural glazing



1.17

Profiles Identification

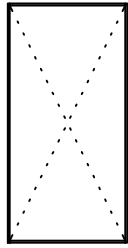
Copyright and ownership of this drawing is vested in EFT, Euro Facade Systems Ltd, whose prior written consent is required for its use, reproduction or for publication to any third party. All other rights reserved. Subject to modifications.

Illustration	Description	Illustration	Description
	<p><b>2403</b> Double glass clamp</p> <p>For 2 or 4 sided structurally bonded units.</p> <p>2sided SGH/ 2sided SGV /4sided SG</p> <p>Profile: 1391 Length: 35 mm</p> <p>Material: Aluminium Finish: Red powder coating Packing unit: 100 pcs.</p>		<p><b>2406</b> Panel clamp</p> <p>For 2 or 4 sided structural bonded units.</p> <p>2sided SGH/2sided SGV /4sided SG</p> <p>Profile: 1393 Length: 35mm</p> <p>Material: Aluminium Finish: Blue powder coating. Packing unit: 100 pcs.</p>
	<p><b>2409</b> Glass clamp machined</p> <p>For support 400mm glass setting block</p> <p>Profile: 2403 Length: 35 mm</p> <p>Material: Aluminium Finish: Red powder coating Packing unit: 10 pcs.</p>		<p><b>1390</b> 6mm Extension Profile</p> <p>For 2403 Glass Clamp</p> <p>Profile: 1390 Length: 70 mm</p> <p>Material: Aluminium Finish: Black powder coating Packing unit: 10 pcs.</p>
	<p><b>2431</b> Double glass Clamp.</p> <p>For 2 or 4 sided structural bonded units.</p> <p>2sided SGH 4sided SG</p> <p>Length: 35 mm</p> <p>Material: Aluminium Colour: Orange Powder Coating Packing unit: 100 pcs.</p>		<p><b>2441</b> Double glass Clamp.</p> <p>For 2 or 4 sided structural bonded units.</p> <p>2sided SGH 4sided SG</p> <p>Length: 35 mm</p> <p>Material: Aluminium Colour: White Powder coating Packing unit: 100 pcs.</p>

Changes reserved  
Sous reserve de modifications  
Änderungen vorbehalten

Issue: 05  
Date : 10-16

Comar 6EFT



1.18

Profiles Identification

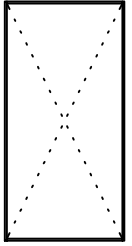
Fixing clamps - Structural glazing

Illustration	Description	Illustration	Description
	<p><b>2432</b> Double glass Clamp. For 2 or 4 sided structural bonded units.</p> <p>2sided SGH 4sided SG</p> <p>Length: 35 mm</p> <p>Material: Aluminium Colour: Green powder coating Packing unit: 100 pcs.</p>		<p><b>2442</b> Double glass Clamp. For 2 or 4 sided structural bonded units.</p> <p>2sided SGH 4sided SG</p> <p>Length: 35 mm</p> <p>Material: Aluminium Colour: Grey powder coating Packing unit: 100 pcs.</p>
	<p><b>2433</b> Double glass Clamp. For 2 or 4 sided structural bonded units.</p> <p>2sided SGH 4sided SG</p> <p>Length: 35 mm</p> <p>Material: Aluminium Colour: Magenta powder coating Packing unit: 50 pcs.</p>		<p><b>2443</b> Double glass Clamp. For 2 or 4 sided structural bonded units.</p> <p>2sided SGH 4sided SG</p> <p>Length: 35 mm</p> <p>Material: Aluminium Colour: Black powder coating Packing unit: 100 pcs.</p>
	<p><b>2404</b> Double glass Corner Clamp For 2 or 4 sided structural bonded units.</p> <p>2sided SGH/4sided SG</p> <p>Profile: 1392 Length: 50mm</p> <p>Material: Aluminium Finish: Violet powder coating Packing unit: 10 pcs.</p>		<p><b>2448</b> Double glass Clamp. For 2 or 4 sided structural bonded units.</p> <p>2sided SGH 4side SG</p> <p>Length: 35 mm</p> <p>Material: Aluminium Colour: Brown powder coating Packing unit: 100 pcs.</p>

Copyright and ownership of this drawing is vested in EFT, Euro Facade Systems Ltd, whose prior written consent is required for its use, reproduction or for publication to any third party. All other rights reserved. Subject to modifications.



## Glazing Inserts



1.19

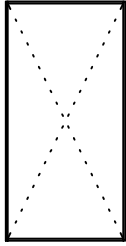
Profiles Identification

Copyright and ownership of this drawing is vested in EFT, Euro Facade Systems Ltd, whose prior written consent is required for its use, reproduction or for publication to any third party. All other rights reserved. Subject to modifications.

Illustration	Description	Illustration	Description
<p>No ID line</p>	<p><b>2401</b> Double glazing insert</p> <p>For 2 or 4 sided structural bonded units.</p> <p>2sided SGH/ 2sided SGV /4sided SG Profile: 1389 Length: 100 mm</p> <p>Material: Aluminium Colour: Silver anodised Packing unit: 100 pcs.</p>		<p><b>2416</b> Double glazing insert</p> <p>For 2 or 4 sided structural bonded units.</p> <p>2sided SGH/ 2sided SGV /4sided SG Profile: 1316 Length: 100 mm</p> <p>Material: Aluminium Colour: Silver anodised Packing unit: 10 pcs.</p>
<p>One ID line</p>	<p><b>2402</b> Double glazing insert</p> <p>For 2 or 4 sided structural bonded units.</p> <p>2sided SGH/2sided SGV /4sided SG Profile: 1388 Length: 100 mm</p> <p>Material: Aluminium Colour: Silver anodised Packing unit: 100 pcs.</p>		<p><b>2418</b> Double glazing insert</p> <p>For 2 or 4 sided structural bonded units.</p> <p>2sided SGH/2sided SGV /4sided SG Profile: 1318 Length: 100 mm</p> <p>Material: Aluminium Colour: Black anodised Packing unit: 10 pcs.</p>
<p>Two ID lines</p>	<p><b>2405</b> Double glazing insert</p> <p>For 2 or 4 sided structural bonded units.</p> <p>2sided SGH/2sided SGV /4sided SG Profile: 1387 Length: 100 mm</p> <p>Material: Aluminium Colour: Silver anodised Packing unit: 100 pcs.</p>		<p><b>2420</b> Double glazing insert</p> <p>For 2 or 4 sided structural bonded units.</p> <p>2sided SGH/2sided SGV /4sided SG Profile: 1390 Length: 100 mm</p> <p>Material: Aluminium Colour: Black anodised Packing unit: 10 pcs.</p>

Changes reserved  
Sous reserve de modifications  
Änderungen vorbehalten

Issue: 05  
Date : 10-16



1.20

Profiles Identification

Illustration	Description	Illustration	Description
	<p><b>2551</b> Transom cleat For transom 1151 &amp; 1143 (85mm)</p> <p>Material: Aluminium Finish: Mill finish Packing unit: 20</p> <p>Profile: 1300 Length: 64 mm</p>		<p><b>2556</b> Transom cleat For transom 1156 (180mm)</p> <p>Material: Aluminium Finish: Mill finish Packing unit: 20</p> <p>Profile: 1300 Length: 159 mm</p>
	<p><b>2564</b> Transom cleat For transom 1164 (105mm)</p> <p>Material: Aluminium Finish: Mill finish Packing unit: 20</p> <p>Profile: 1300 Length: 84 mm</p>		<p><b>2557</b> Transom cleat For transom 1157 (195mm)</p> <p>Material: Aluminium Finish: Mill finish Packing unit: 20</p> <p>Profile: 1300 Length: 174 mm</p>
	<p><b>2552</b> Transom cleat For transom 1152 (135mm)</p> <p>Material: Aluminium Finish: Mill finish Packing unit: 20</p> <p>Profile: 1300 Length: 114 mm</p>		<p><b>2558</b> Transom cleat For transom 1158 (210mm)</p> <p>Material: Aluminium Finish: Mill finish Packing unit: 20</p> <p>Profile: 1300 Length: 189 mm</p>
	<p><b>2554</b> Transom cleat For transom 1154 &amp; 1145 (150mm)</p> <p>Material: Aluminium Finish: Mill finish Packing unit: 20</p> <p>Profile: 1300 Length: 129 mm</p>	<p>see 6.08</p> <p>Cut to length to suit</p>	<p>2565 - 1166 (125mm) 2566 - 1152 (135mm) 2567 - 1145 &amp; 1154 (150mm) 2568 - 1147 (175mm) 2569 - 1156 (180mm) 2570 - 1157 (195mm) 2571 - 1148 (200mm) 2572 - 1158 (210mm)</p> <p><b>Cut from Profile 1305</b></p>

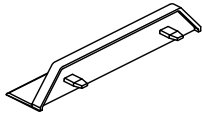
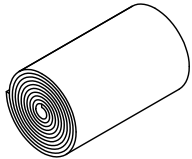
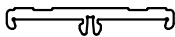
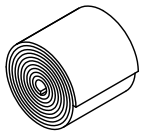
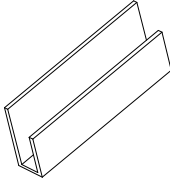
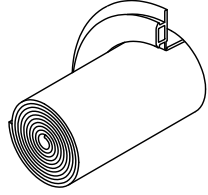
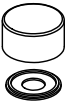
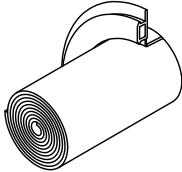

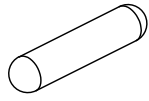
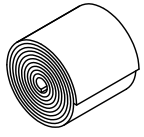
Copyright and ownership of this drawing is vested in EFT, Euro Facade Systems Ltd, whose prior written consent is required for its use, reproduction or for publication to any third party. All other rights reserved. Subject to modifications.




## PVC Accessories &amp; tapes

## Comar 6EFT

Copyright and ownership of this drawing is vested in EFT, Euro Facade Systems Ltd, whose prior written consent is required for its use, reproduction or for publication to any third party. All other rights reserved. Subject to modifications.

Illustration	Description	Illustration	Description
	<b>2031</b> End Cap for 1259 pressure plate  Material: PVC Colour: Black  Packing unit: 10 pcs.		<b>6010</b> EPDM membrane  250mm Wide 25m Length
Included in spigot 1366 & 1368    Standard length: 6.45m	<b>2181</b> Mullion sleeve/spigot isolator  Material: PVC Colour: Black  Packing unit: 1 pc.		<b>6011</b> EPDM membrane  150mm Wide 25m Length
  Length: 50mm	<b>2410</b> Drainage U channel  Material: PVC Colour: White  Packing unit: 20 pcs.		<b>6012</b> EPDM membrane with gasket  150mm Wide 25m Length
	<b>3016</b> Screw Head Cap  Material: PVC Colour: EWHT- White DBLK- Black BSVR- Silver Packing unit: 50 pcs.		<b>6013</b> EPDM membrane with gasket  250mm Wide 25m Length
	<b>6001</b> Butyl tape  50mm Wide 25m Length		<b>6020</b> Membrane adhesive 600 ml
	<b>6002</b> Butyl tape  100mm Wide 25m Length		



1.21

Profiles Identification

Changes reserved  
Sous reserve de modifications  
Änderungen vorbehalten

Issue: 05  
Date : 10-16

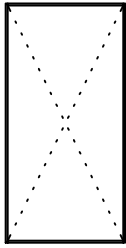


# Accessories

# 1


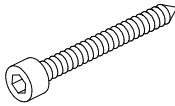

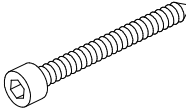
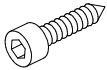
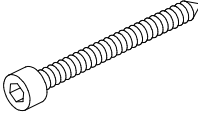
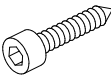
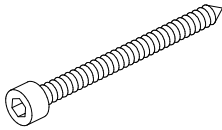
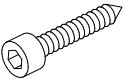
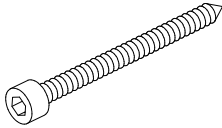
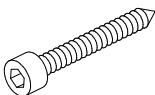
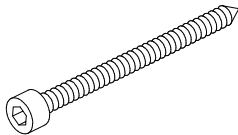
## Comar 6EFT

## Pressure plate screws



1.22

Profiles Identification

Illustration	Description	Illustration	Description
 Size: 5.5 x 16	<b>3002</b> Screw Allen key 5.5 x 16  Material: Stainless steel Packing unit: 500 pcs.	 Size: 5.5 x 38	<b>3008</b> Screw Allen key 5.5 x 38  Material: Stainless steel Packing unit: 500 pcs.
 Size: 5.5 x 13	<b>3003</b> Screw Allen key 5.5 x 13  Material: Stainless steel Packing unit: 500 pcs.	 Size: 5.5 x 42	<b>3090</b> Screw Allen key 5.5 x 42  Material: Stainless steel Packing unit: 200 pcs.
 Size: 5.5 x 19	<b>3004</b> Screw Allen key 5.5 x 19  Material: Stainless steel Packing unit: 500 pcs.	 Size: 5.5 x 45	<b>3009</b> Screw Allen key 5.5 x 45  Material: Stainless steel Packing unit: 500 pcs.
 Size: 5.5 x 22	<b>3005</b> Screw Allen key 5.5 x 22  Material: Stainless steel Packing unit: 500 pcs.	 Size: 5.5 x 50	<b>3010</b> Screw Allen key 5.5 x 50  Material: Stainless steel Packing unit: 200 pcs.
 Size: 5.5 x 25	<b>3006</b> Screw Allen key 5.5 x 25  Material: Stainless steel Packing unit: 500 pcs.	 Size: 5.5 x 55	<b>3011</b> Screw Allen key 5.5 x 55  Material: Stainless steel Packing unit: 100 pcs.
 Size: 5.5 x 32	<b>3007</b> Screw Allen key 5.5 x 32  Material: Stainless steel Packing unit: 500 pcs.	 Size: 5.5 x 60	<b>3012</b> Screw Allen key 5.5 x 60  Material: Stainless steel Packing unit: 100 pcs.

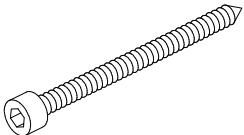
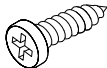
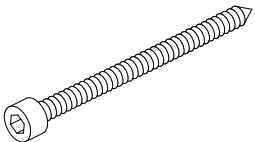
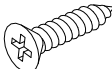
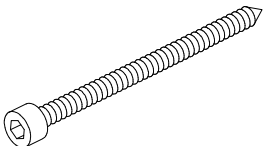


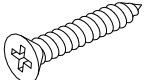


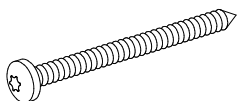

Copyright and ownership of this drawing is vested in EFT, Euro Facade Systems Ltd, whose prior written consent is required for its use, reproduction or for publication to any third party. All other rights reserved. Subject to modifications.





## Screws

Copyright and ownership of this drawing is vested in EFT, Euro Facade Systems Ltd, whose prior written consent is required for its use, reproduction or for publication to any third party. All other rights reserved. Subject to modifications.

Illustration	Description	Illustration	Description
 Size: 5.5 x 65	<b>3013</b> Screw Allen key 5.5 x 65  Material: Stainless steel Packing unit: 100 pcs.	 Size: 4.8 x 19	<b>3023</b> 4.8 x 19 Pan head For 4sided weephole covers  Material: Stainless steel Packing unit: 500 pcs.
 Size: 5.5 x 70	<b>3014</b> Screw Allen key 5.5 x 70  Material: Stainless steel Packing unit: 100 pcs.	 Size: 4.2 x 25	<b>3024</b> 4.2 x 25 Countersunk head For glazing adaptor 18mm , 1328  Material: Stainless steel Packing unit: 500 pcs.
 Size: 5.5 x 75	<b>3015</b> Screw Allen key 5.5 x 75  Material: Stainless steel Packing unit: 100 pcs.	 Size: 4.8 x 13	<b>3025</b> 4.8 x 13 Pan head For transom cleats  Material: Stainless steel Packing unit: 500 pcs.
 Size: 3.5 x 9	<b>3020</b> 3.5 x 9 Pan head For fixing large cover caps  Material: Stainless steel Packing unit: 500 pcs.	 Size: 4.2 x 32	<b>3026</b> 4.2 x 32 Countersunk head For glazing adaptor 22mm , 1329  Material: Stainless steel Packing unit: 500 pcs.
 Size: 3.9 x 16	<b>3021</b> Screw 3.9 x 16 DIN 7981 C-Z  Transom-Mullion fixing Material: Stainless steel Packing unit: 1000 pcs.	 Size: 3.9 x 19	<b>3027</b> Screw 3.9 x 19 DIN 7981 C-Z  Transom-Mullion fixing for facetted joints Material: Stainless steel Packing unit: 1000 pcs.
 Size: 4.8 x 65	<b>3022</b> Screw 4.8 x 65 DIN 7981 C-Z  Ladder unit transom-mullion fixing Material: Stainless steel Packing unit: 200 pcs.	 Size: 3.6 x 13	<b>3028</b> 3.6 x 13 Countersunk head For split mullion nosing adaptor 1033  Material: Stainless steel Packing unit: 1000 pcs.



1.23

Profiles Identification

Changes reserved  
Sous reserve de modifications  
Änderungen vorbehalten

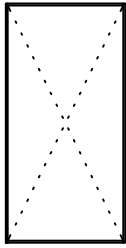
Issue: 05  
Date : 10-16

# Accessories

# 1

## Comar 6EFT

## Screws & washers



1.24

Profiles Identification

Illustration	Description	Illustration	Description
	<p><b>3029</b> 5.5 x 23 Torx T x 20 For glazing clamps 2403 &amp; 2300 Material: Stainless steel Packing unit: 100 pcs.</p>		<p><b>1889</b> 6 x 30 Dowel pin Mullion's connector Material: Stainless steel Packing unit: 10 pcs.</p>
	<p><b>3030</b> 5.5 x 29 Torx T x 20 For glazing clamps 2403 + 1407 Material: Stainless steel Packing unit: 100 pcs.</p>		<p><b>1890</b> Tube Ø11x3 Material: Aluminium Packing unit: 50 pcs.</p>
	<p><b>3093</b> 5.5 x 25 Countersunk head Mullion's connector Material: Stainless steel Packing unit: 500 pcs.</p>		<p><b>1891</b> Tube Ø11x3 Material: Aluminium Packing unit: 50 pcs.</p>
	<p><b>FX7004</b> No8 x 13 Pan head self drill screw Material: Stainless steel Packing unit: 100 pcs.</p>		
	<p><b>3091</b> M6 x 12.5 x 0.8 Nylon washer Material: Nylon Packing unit: 1000 pcs.</p>		
	<p><b>3094</b> Washer Ø6 for 3093 screw Material: Stainless steel Packing unit: 100 pcs.</p>		

Copyright and ownership of this drawing is vested in EFT, Euro Facade Systems Ltd, whose prior written consent is required for its use, reproduction or for publication to any third party. All other rights reserved. Subject to modifications.



Fixing and sliding brackets

Comar 6EFT

Copyright and ownership of this drawing is vested in EFT, Euro Facade Systems Ltd, whose prior written consent is required for its use, reproduction or for publication to any third party. All other rights reserved. Subject to modifications.

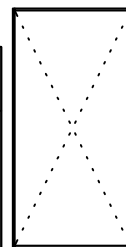


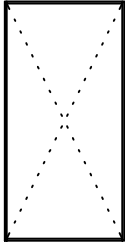
Illustration	Description
	<p><b>CW671</b> Wall fixing bracket (Jamb) 175 mm</p> <p>Material: Aluminium Finish: Mill</p> <p>Packing unit: 1 pcs.</p>
	<p><b>CW672</b> Wall fixing bracket (Intermediate) 175 mm</p> <p>Material: Aluminium Finish: Mill</p> <p>Packing unit: 1 pcs.</p>

1.25

Profiles Identification

Changes reserved  
Sous reserve de modifications  
Änderungen vorbehalten

Issue: 05  
Date : 10-16



1.26

Profiles Identification

Illustration	Description
	<p><b>CW673</b>                      Wall sliding bracket                      (Jamb) 130 mm</p> <p>Material: Aluminium                      Finish: Mill</p> <p>Packing unit: 1 pcs.</p>
	<p><b>CW674</b>                      Wall Sliding bracket                      (Intermediate) 130mm</p> <p>Material: Aluminium                      Finish: Mill</p> <p>Packing unit: 1 pcs.</p>

Copyright and ownership of this drawing is vested in EFT, Euro Facade Systems Ltd, whose prior written consent is required for its use, reproduction or for publication to any third party. All other rights reserved. Subject to modifications.



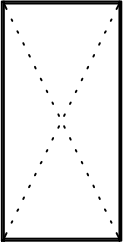
Copyright and ownership of this drawing is vested in EFT,  
Euro Facade Systems Ltd, whose prior written consent is required  
for its use, reproduction or for publication to any third party.  
All other rights reserved. Subject to modifications.

## Future Additions

1

## Standard Profiles

Comar 6EFT



1.27

FUTURE  
ADDITION

Fabricators Guide

Changes reserved  
Sous reserve de modifications  
Änderungen vorbehalten

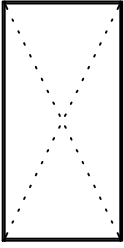
Issue: 05  
Date : 10-16

Accessories

1

Comar 6EFT

Future Additions



1.28 - 1.49

Profiles Identification

FUTURE  
ADDITION

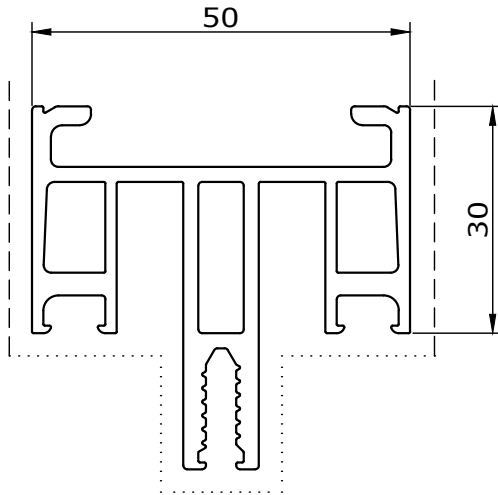
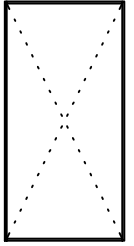
Copyright and ownership of this drawing is vested in EFT,  
Euro Facade Systems Ltd, whose prior written consent is required  
for its use, reproduction or for publication to any third party.  
All other rights reserved. Subject to modifications.

Copyright and ownership of this drawing is vested in EFT,  
Euro Facade Systems Ltd, whose prior written consent is required  
for its use, reproduction or for publication to any third party.  
All other rights reserved. Subject to modifications.

# 1 Standard Profiles

Comar 6EFT

## 1025 - Mullion - 30mm Direct fix to steel or timber

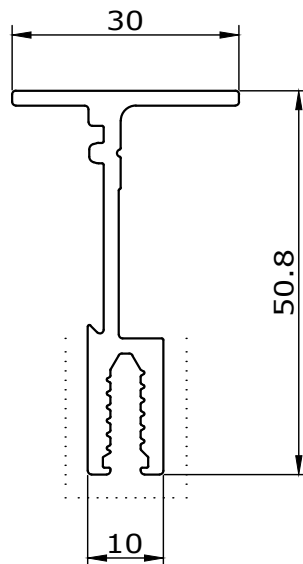


Area = 537.9 mm<sup>2</sup>  
Perimeter = 372 mm  
Length = 6.45 m

1.50

Visible Surface .....  
Secondary Surface .....

## 1033 - Split mullion adaptor



Area = 248.1 mm<sup>2</sup>  
Periphery = 217 mm  
Length = 6.45 m

Secondary Surface .....

Profile Identification

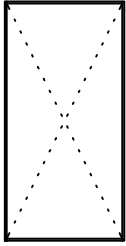
Changes reserved  
Sous reserve de modifications  
Änderungen vorbehalten

Issue: 05  
Date :10-16

# Standard Profiles

1

## Comar 6EFT



### 1037 - Split mullion 105mm

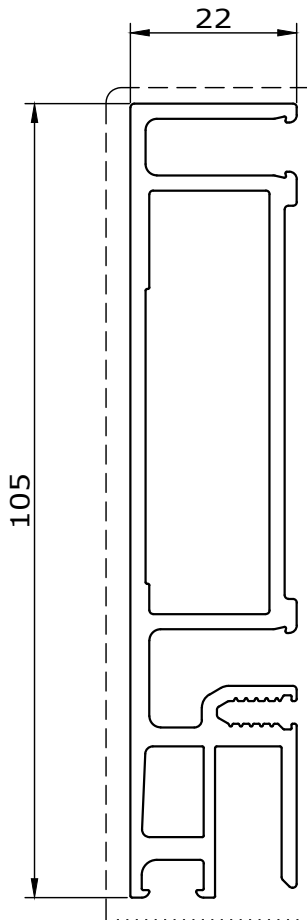
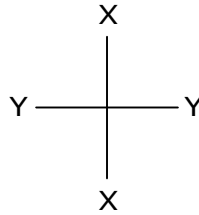
$$I_{xx} = 68.3 \text{ cm}^4$$

$$I_{yy} = 4.1 \text{ cm}^4$$

$$Z_{xx} = 12.5 \text{ cm}^3$$

$$Z_{yy} = 3.9 \text{ cm}^3$$

1.51



Perimeter = 417 mm  
Length = 6.45 m

Visible Surface -----  
Secondary Surface .....

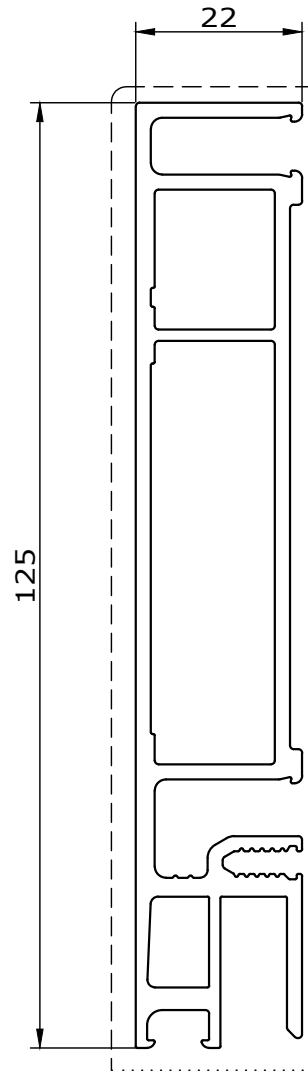
### 1038 - Split mullion 125mm

$$I_{xx} = 115.1 \text{ cm}^4$$

$$I_{yy} = 4.9 \text{ cm}^4$$

$$Z_{xx} = 17.9 \text{ cm}^3$$

$$Z_{yy} = 4.0 \text{ cm}^3$$



Perimeter = 457 mm  
Length = 6.45 m

Visible Surface -----  
Secondary Surface .....

Profiles Identification

Copyright and ownership of this drawing is vested in EFT,  
Euro Facade Systems Ltd, whose prior written consent is required  
for its use, reproduction or for publication to any third party.  
All other rights reserved. Subject to modifications.



**comar**  
ARCHITECTURAL ALUMINIUM SYSTEMS

Changes reserved  
Sous reserve de modifications  
Änderungen vorbehalten

Issue: 05  
Date : 10-16



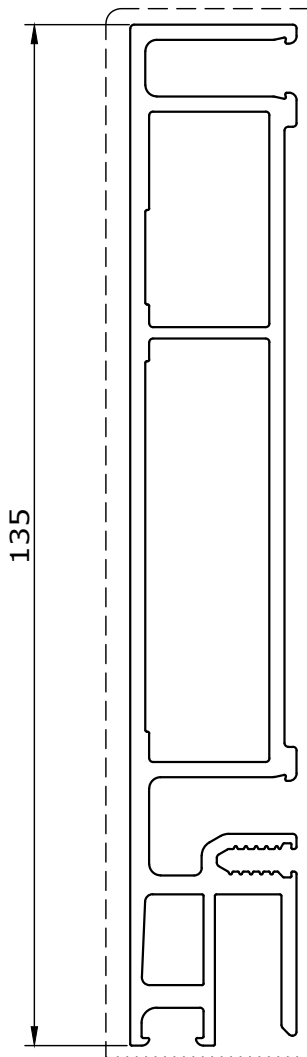
Copyright and ownership of this drawing is vested in EFT, Euro Facade Systems Ltd, whose prior written consent is required for its use, reproduction or for publication to any third party. All other rights reserved. Subject to modifications.

# 1 Standard Profiles

Comar 6EFT

## 1039 - Split mullion 135mm

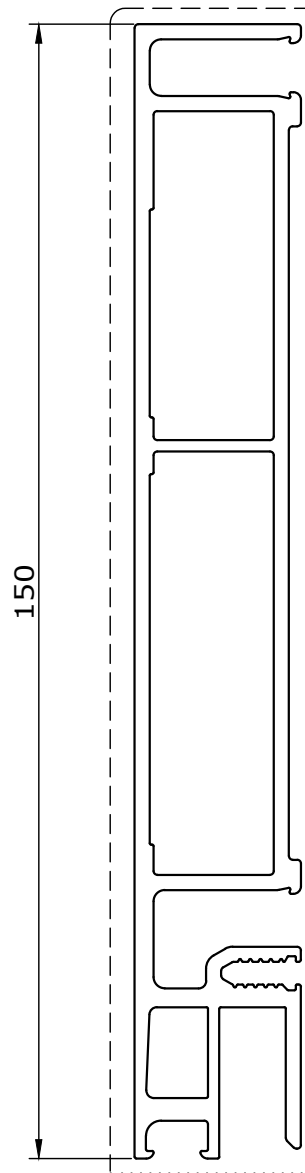
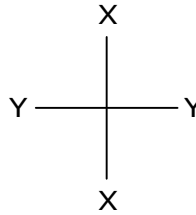
$$\begin{aligned}
 I_{xx} &= 141.3 \text{ cm}^4 \\
 I_{yy} &= 5.2 \text{ cm}^4 \\
 Z_{xx} &= 20.2 \text{ cm}^3 \\
 Z_{yy} &= 5.0 \text{ cm}^3
 \end{aligned}$$



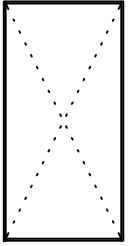
Perimeter = 417 mm  
 Length = 6.45 m  
 Visible Surface .....  
 Secondary Surface .....

## 1040 - Split mullion 150mm

$$\begin{aligned}
 I_{xx} &= 187.9 \text{ cm}^4 \\
 I_{yy} &= 5.7 \text{ cm}^4 \\
 Z_{xx} &= 24.0 \text{ cm}^3 \\
 Z_{yy} &= 5.5 \text{ cm}^3
 \end{aligned}$$



Perimeter = 507 mm  
 Length = 6.45 m  
 Visible Surface .....  
 Secondary Surface .....



1.52

Profile Identification

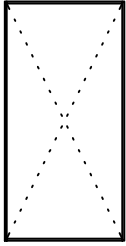
Changes reserved  
 Sous reserve de modifications  
 Änderungen vorbehalten

Issue: 05  
 Date :10-16

# Standard Profiles

1

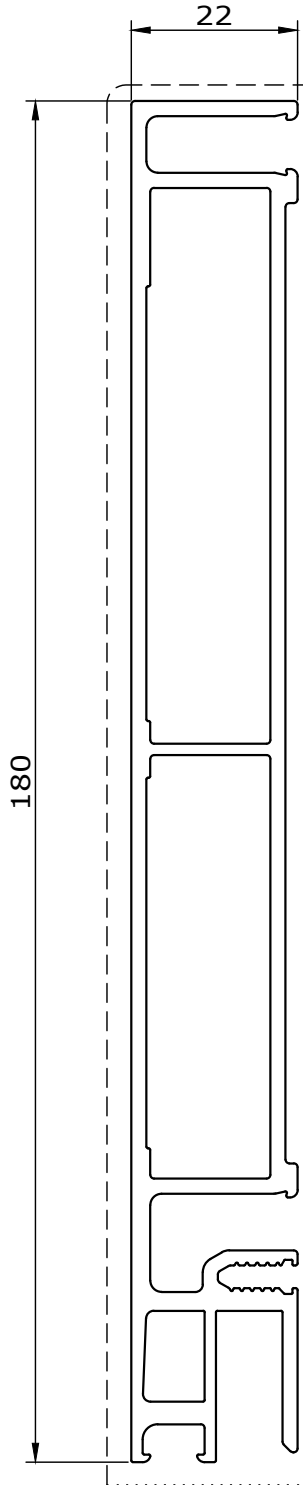
## Comar 6EFT



### 1042 - Split mullion - 180mm

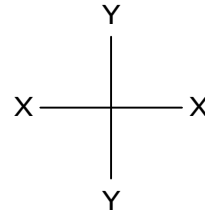
1.53

Profiles Identification



Perimeter = 567 mm  
Length = 6.45 m

Visible Surface -----  
Secondary Surface .....



$I_{xx} = 310.1 \text{ cm}$   
 $I_{yy} = 6.7 \text{ cm}$   
 $Z_{xx} = 32.8 \text{ cm}$   
 $Z_{yy} = 6.5 \text{ cm}$

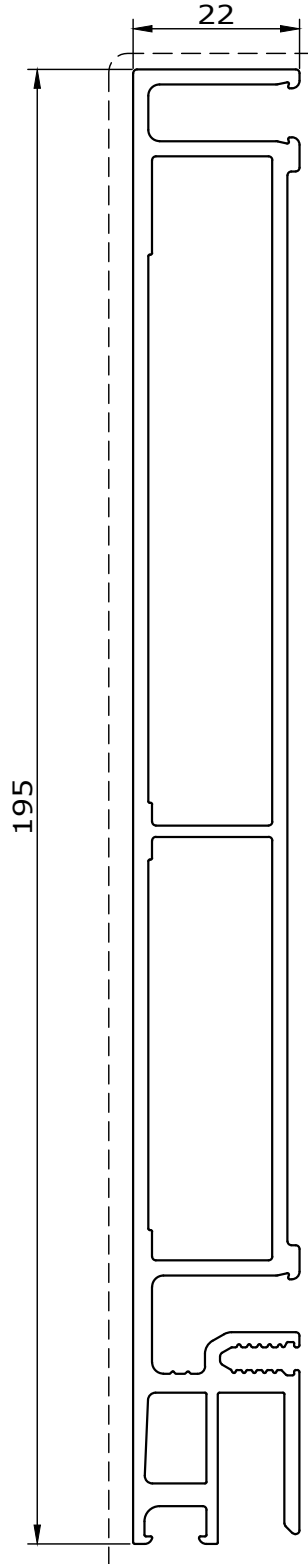
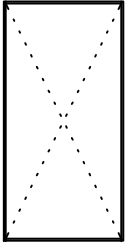
Copyright and ownership of this drawing is vested in EFT,  
Euro Facade Systems Ltd, whose prior written consent is required  
for its use, reproduction or for publication to any third party.  
All other rights reserved. Subject to modifications.

Copyright and ownership of this drawing is vested in EFT,  
Euro Facade Systems Ltd, whose prior written consent is required  
for its use, reproduction or for publication to any third party.  
All other rights reserved. Subject to modifications.

# 1 Standard Profiles

Comar 6EFT

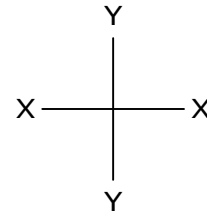
## 1043 - Split mullion - 195mm



1.54

Perimeter = 597 mm  
Length = 6.45 m

Visible Surface -----  
Secondary Surface .....



$I_{xx} = 387.1 \text{ cm}^4$   
 $I_{yy} = 7.3 \text{ cm}^4$   
 $Z_{xx} = 37.8 \text{ cm}^3$   
 $Z_{yy} = 6.0 \text{ cm}^3$

Profiles Identification

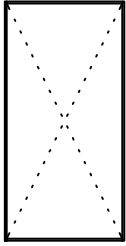
Changes reserved  
Sous reserve de modifications  
Änderungen vorbehalten

Issue: 05  
Date : 10-16

# Standard Profiles

# 1

## Comar 6EFT

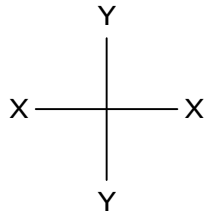


### 1044 - Split mullion - 210mm

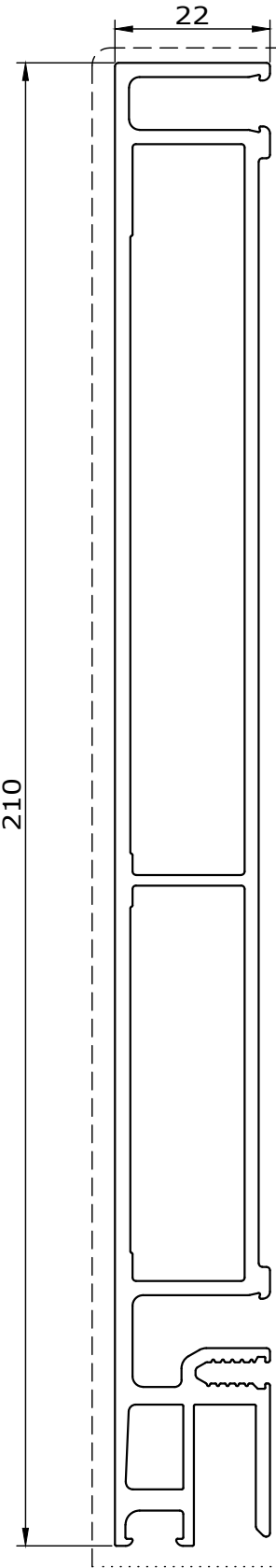
1.55

Perimeter = 627 mm  
Length = 6.45 m

Visible Surface -----  
Secondary Surface .....



$I_{xx} = 481.0 \text{ cm}^4$   
 $I_{yy} = 7.9 \text{ cm}^4$   
 $Z_{xx} = 43.7 \text{ cm}^3$   
 $Z_{yy} = 6.5 \text{ cm}^3$



Copyright and ownership of this drawing is vested in EFT,  
Euro Facade Systems Ltd, whose prior written consent is required  
for its use, reproduction or for publication to any third party.  
All other rights reserved. Subject to modifications.

Profiles Identification



**comar**

ARCHITECTURAL ALUMINIUM SYSTEMS

Changes reserved  
Sous reserve de modifications  
Änderungen vorbehalten

Issue: 05  
Date : 10-16

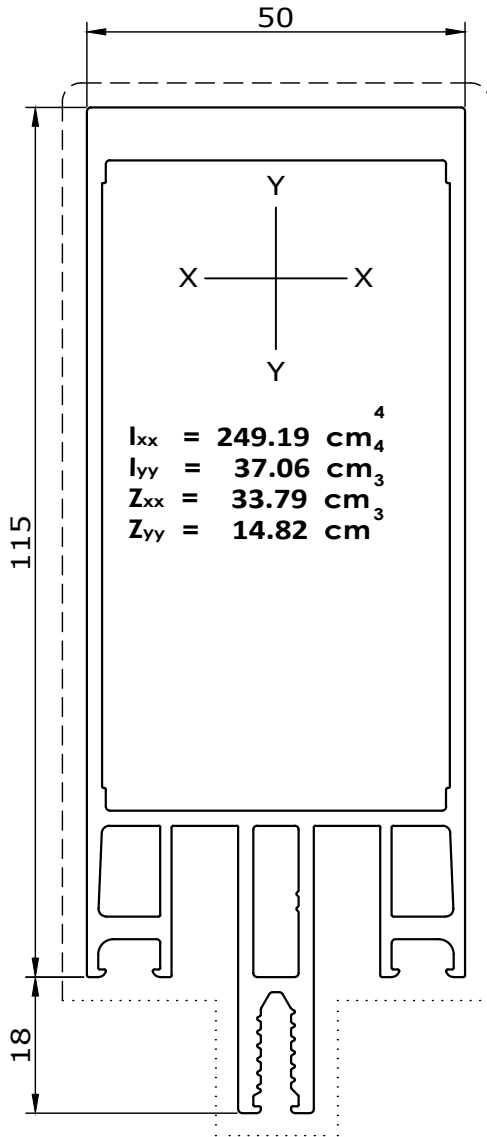
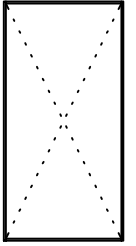
Copyright and ownership of this drawing is vested in EFT, Euro Facade Systems Ltd, whose prior written consent is required for its use, reproduction or for publication to any third party. All other rights reserved.

# 1 Standard Profiles

Comar 6EFT

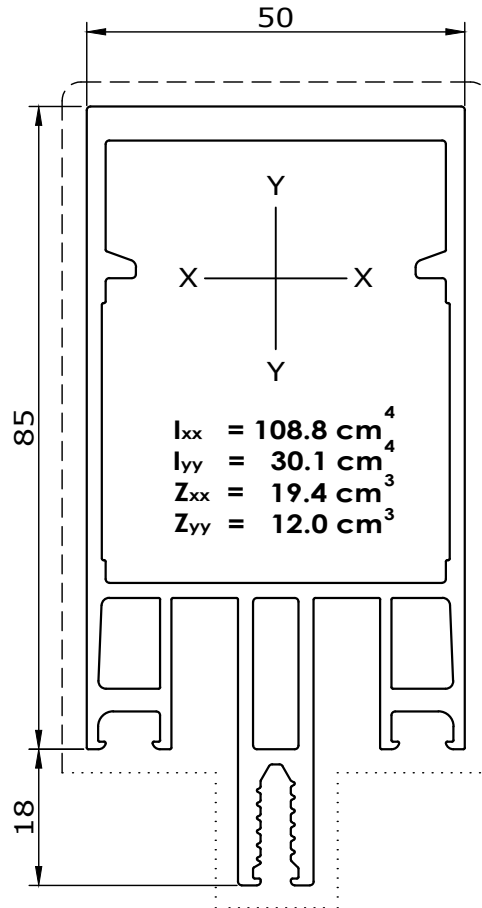
**1069 - Mullion - 115mm**

**1070 - Mullion - 85mm**



**Perimeter = 506 mm**  
**Length = 6.45 m**

**Visible Surface** \_\_\_\_\_  
**Secondary Surface** .....



**Perimeter = 448 mm**  
**Length = 6.45 m**

**Visible Surface** \_\_\_\_\_  
**Secondary Surface** .....

1.56

Profiles Identification

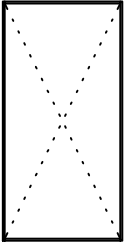
Changes reserved  
Sous reserve de modifications  
Änderungen vorbehalten

Issue: 05  
Date :10-16

# Standard Profiles

1

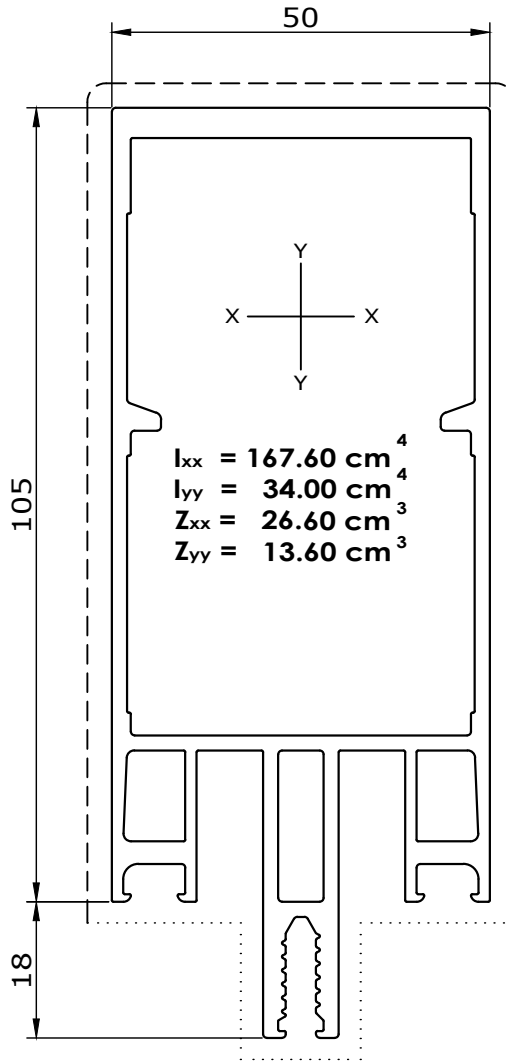
## Comar 6EFT



### 1072 - Mullion - 105 mm

1.57

Profiles Identification



Perimeter = 487 mm

Length = 6.45 m

Visible Surface -----

Secondary Surface .....

Copyright and ownership of this drawing is vested in EFT, Euro Facade Systems Ltd, whose prior written consent is required for its use, reproduction or for publication to any third party. All other rights reserved. Subject to modifications.

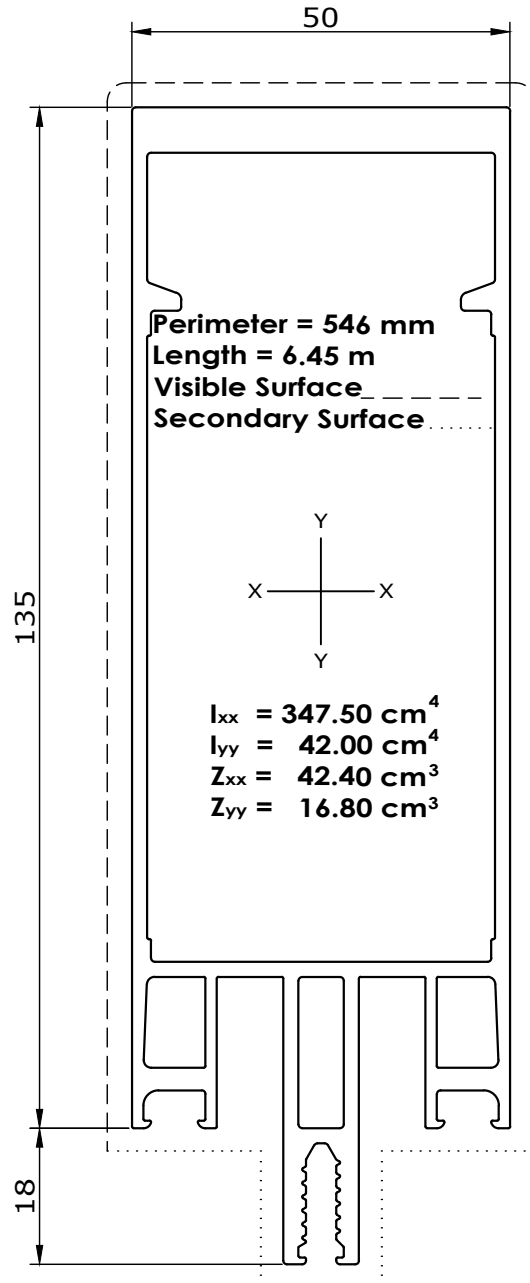
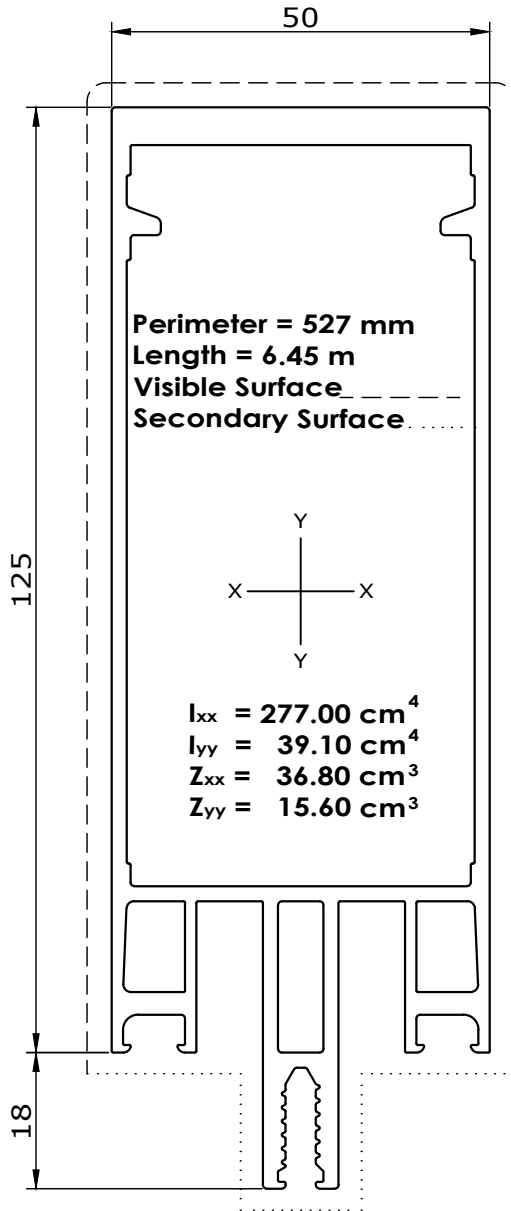
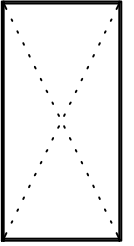
Copyright and ownership of this drawing is vested in EFT, Euro Facade Systems Ltd, whose prior written consent is required for its use, reproduction or for publication to any third party. All other rights reserved.

# 1 Standard Profiles

Comar 6EFT

**1073 - Mullion - 125 mm**

**1074 - Mullion - 135 mm**



1.58

Profile Identification

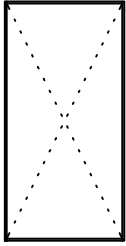
Changes reserved  
Sous reserve de modifications  
Änderungen vorbehalten

Issue: 05  
Date :10-16

# Standard Profiles

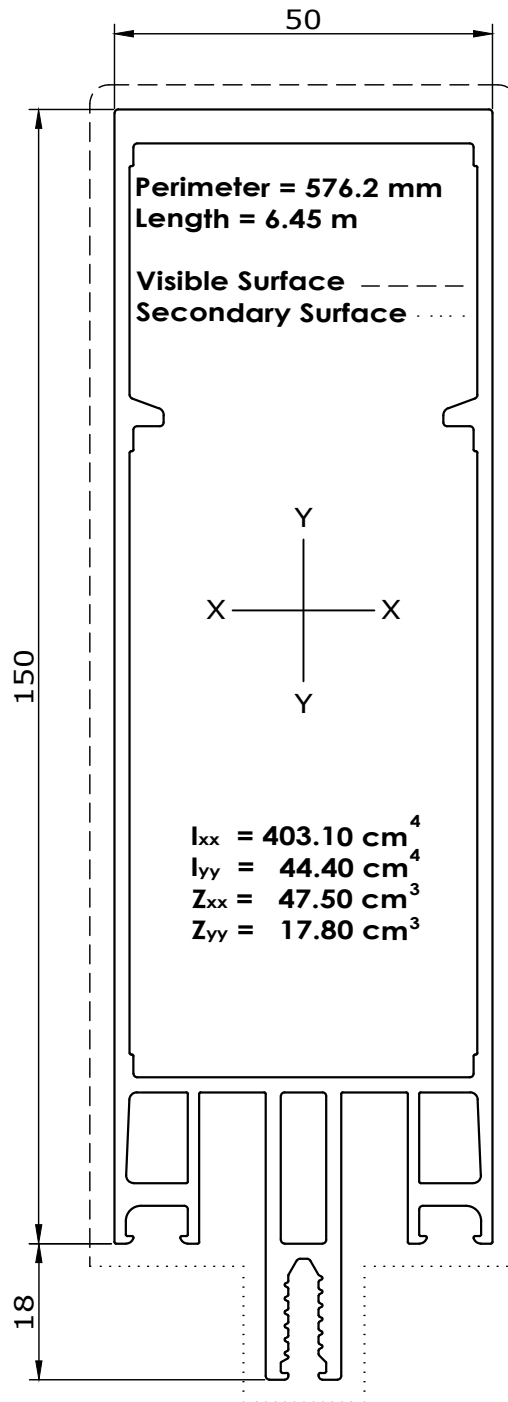
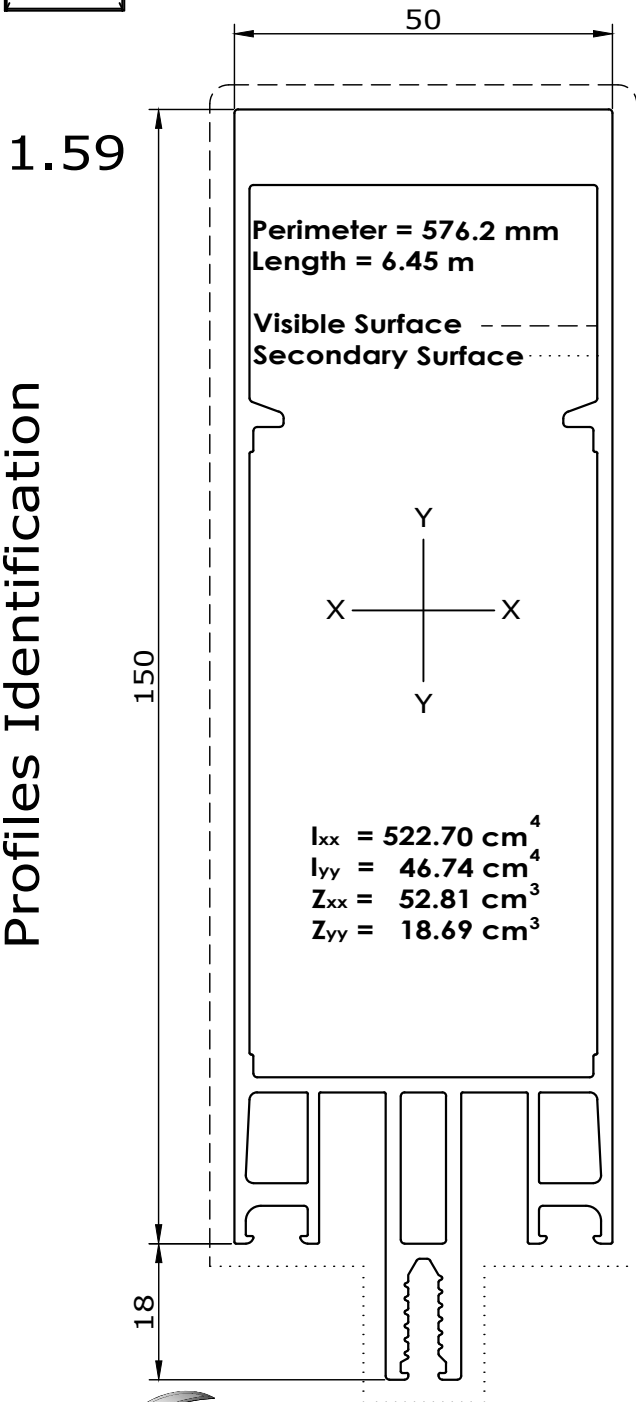
1

## Comar 6EFT



**1075 - Mullion - 150 mm    1076 - Mullion - 150 mm**

Profiles Identification



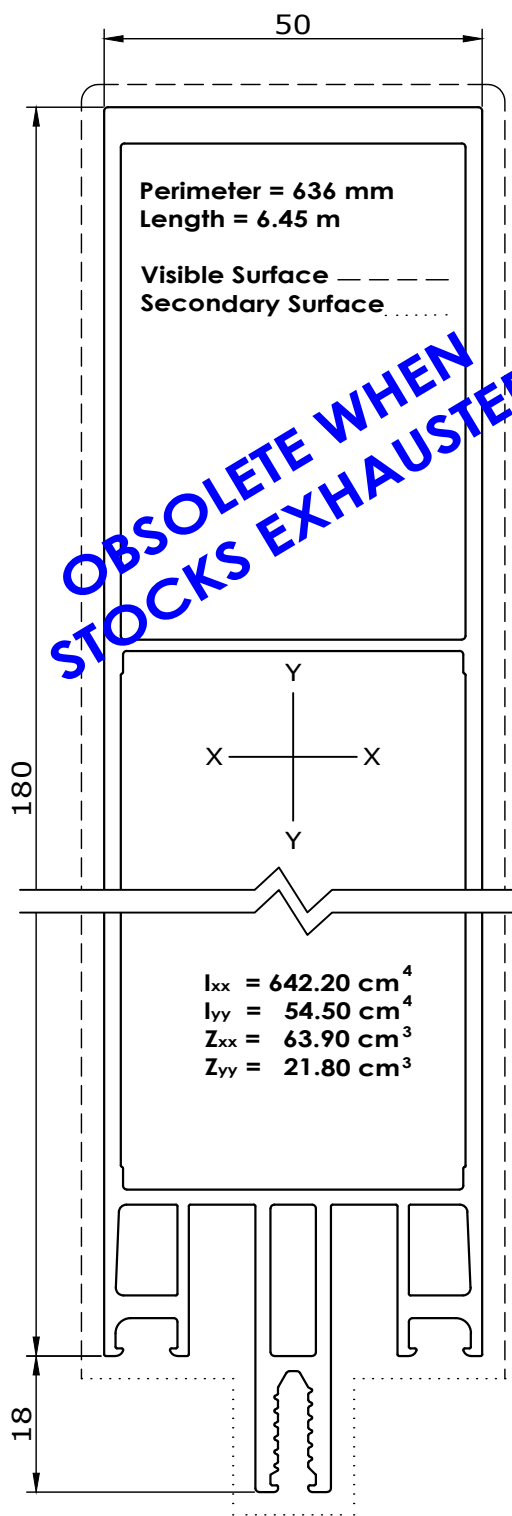
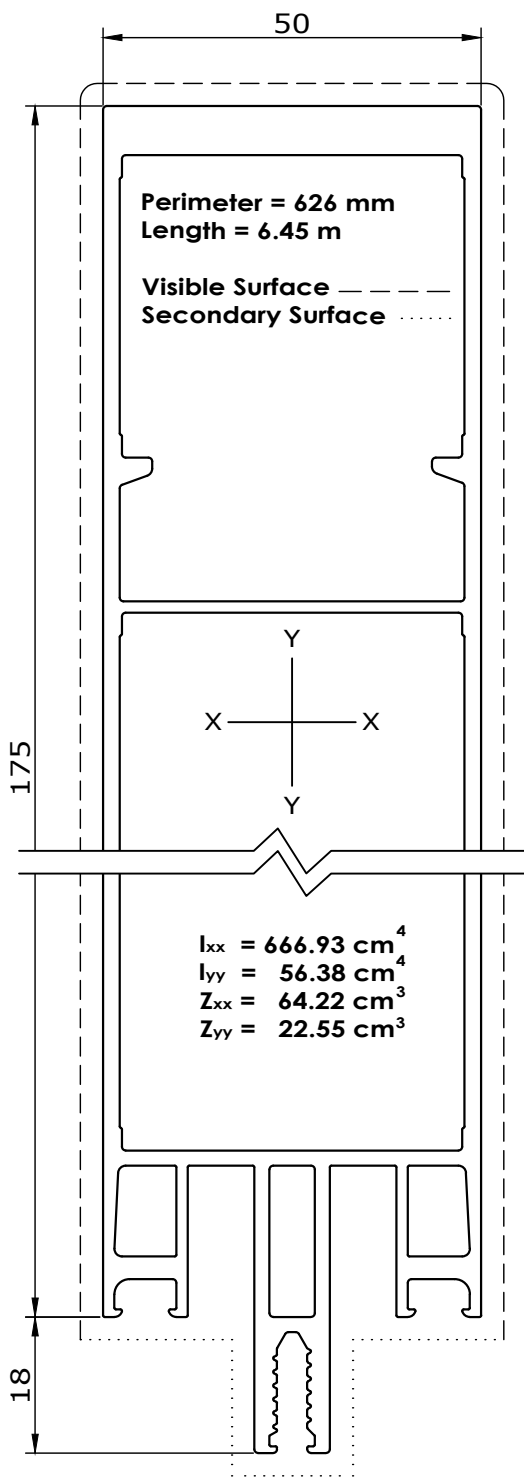
Copyright and ownership of this drawing is vested in EFT, Euro Facade Systems Ltd, whose prior written consent is required for its use, reproduction or for publication to any third party. All other rights reserved. Subject to modifications.





1077 - Mullion - 175 mm

1078 - Mullion - 180 mm



**OBSOLETE WHEN STOCKS EXHAUSTED**

1.60

Profile Identification

Copyright and ownership of this drawing is vested in EFT, Euro Facade Systems Ltd, whose prior written consent is required for its use, reproduction or for publication to any third party. All other rights reserved. Subject to modifications.

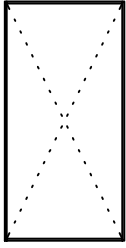
Changes reserved  
Sous reserve de modifications  
Änderungen vorbehalten

Issue: 05  
Date :10-16

# Standard Profiles

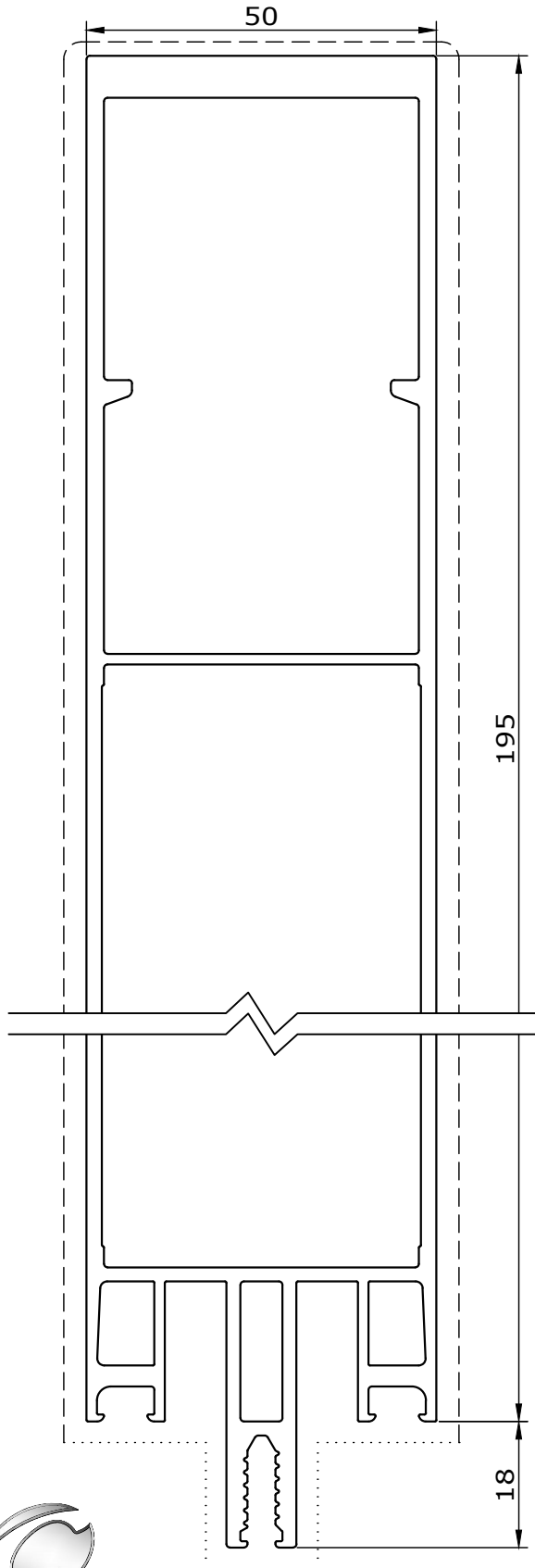
# 1

## Comar 6EFT



1.61

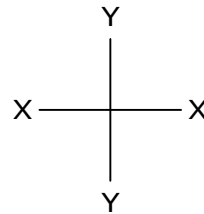
Profiles Identification



**1080 - Mullion - 195mm**

Perimeter = 666 mm  
Length = 6.45 m

Visible Surface -----  
Secondary Surface .....



$I_{xx} = 852.6 \text{ cm}^4$   
 $I_{yy} = 62.7 \text{ cm}^4$   
 $Z_{xx} = 75.4 \text{ cm}^3$   
 $Z_{yy} = 25.1 \text{ cm}^3$

Copyright and ownership of this drawing is vested in EFT,  
Euro Facade Systems Ltd, whose prior written consent is required  
for its use, reproduction or for publication to any third party.  
All other rights reserved. Subject to modifications.

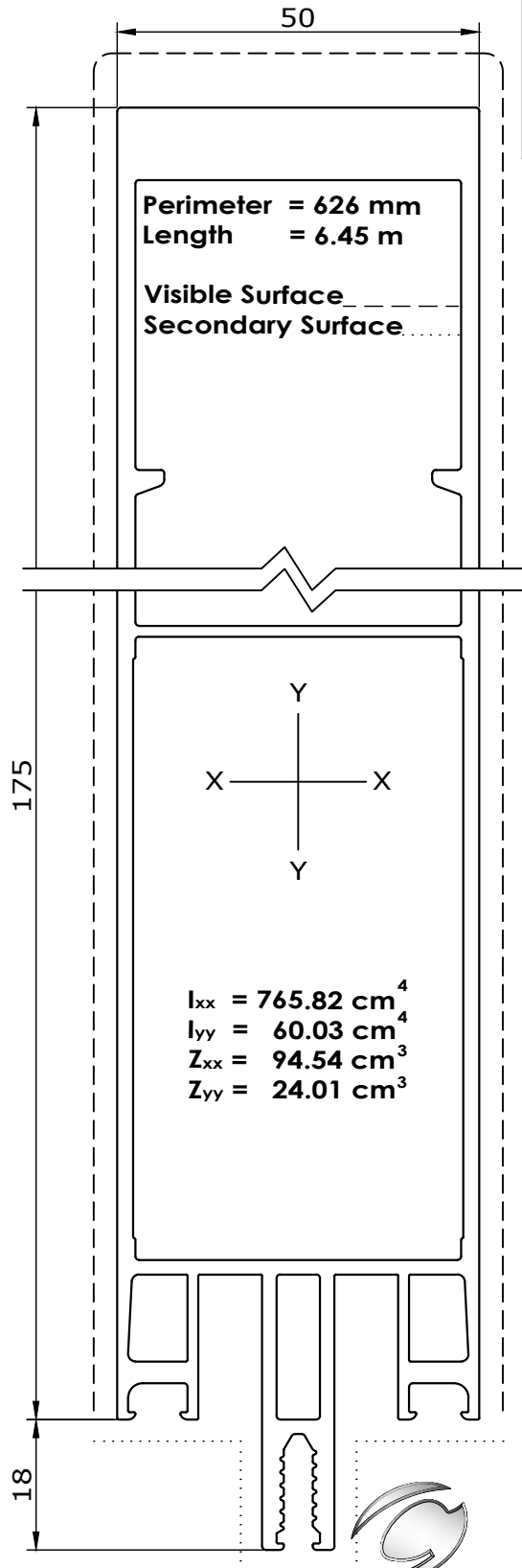
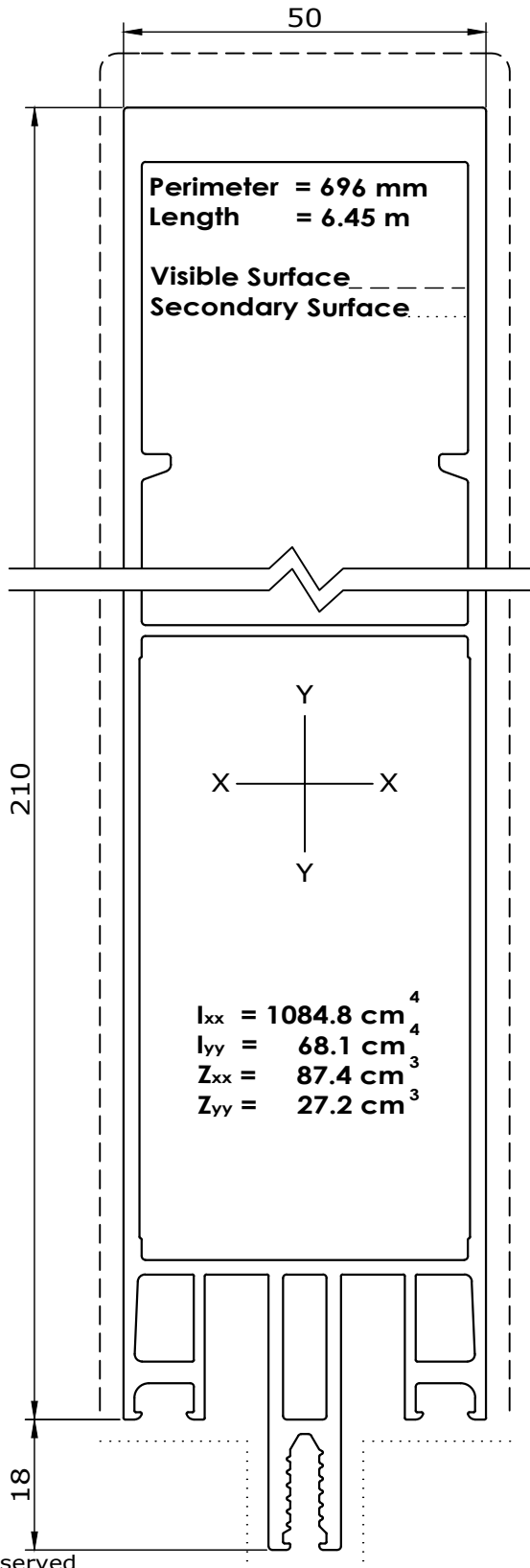
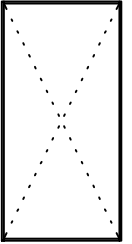


**comar**  
ARCHITECTURAL ALUMINIUM SYSTEMS

Changes reserved  
Sous reserve de modifications  
Änderungen vorbehalten

Issue: 05  
Date : 10-16

1082 - Mullion - 210 mm 1085 - Mullion - 175 mm



1.62

Profiles Identification

Copyright and ownership of this drawing is vested in EFT, Euro Facade Systems Ltd, whose prior written consent is required for its use, reproduction or for publication to any third party. All other rights reserved. Subject to modifications.

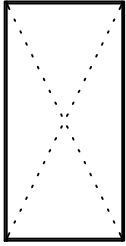
Changes reserved  
Sous reserve de modifications  
Änderungen vorbehalten

Issue: 05  
Date : 10-16

# Standard Profiles

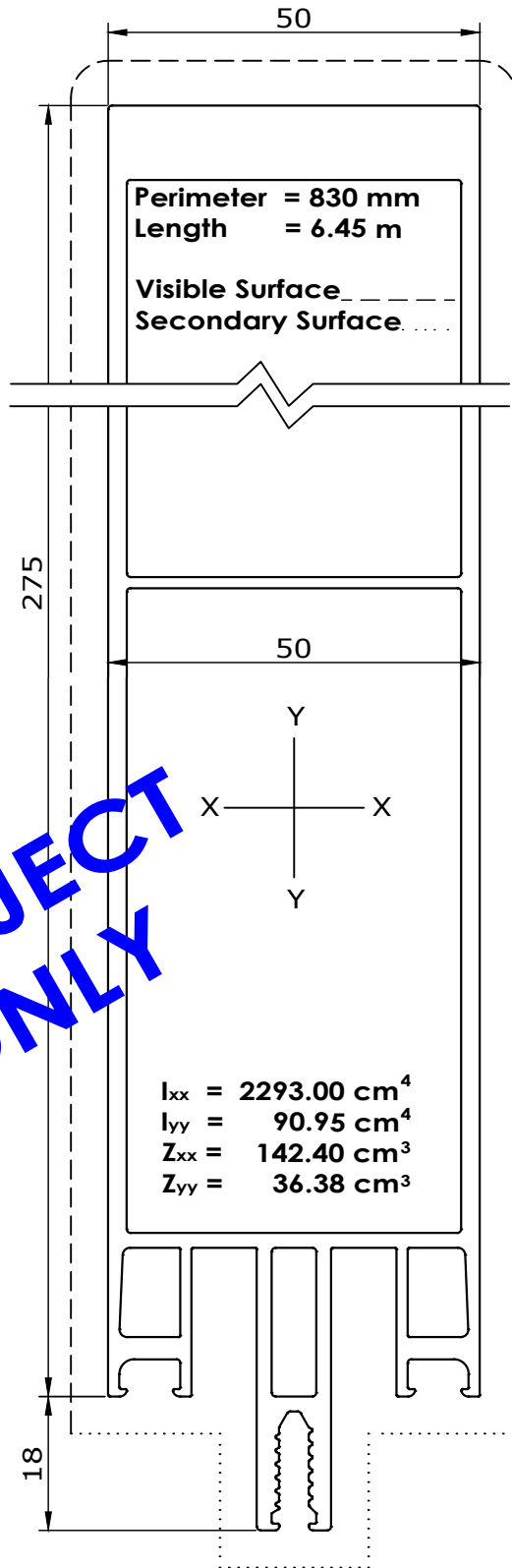
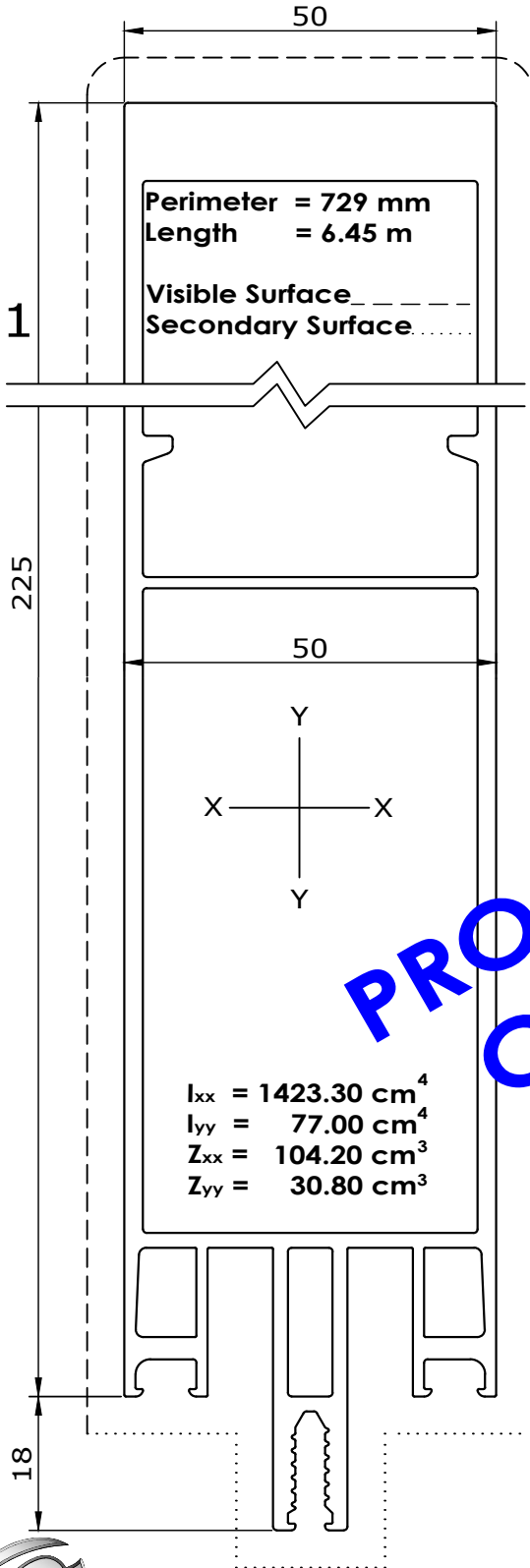
1

## Comar 6EFT



### 1087 - Mullion - 225 mm    1090 - Mullion - 275 mm

1.62.1



**PROJECT ONLY**

Copyright and ownership of this drawing is vested in EFT, Euro Facade Systems Ltd, whose prior written consent is required for its use, reproduction or for publication to any third party. All other rights reserved. Subject to modifications.

Profiles Identification



**comar**  
ARCHITECTURAL ALUMINIUM SYSTEMS

Changes reserved  
Sous reserve de modifications  
Änderungen vorbehalten

Issue: 05  
Date : 10-16

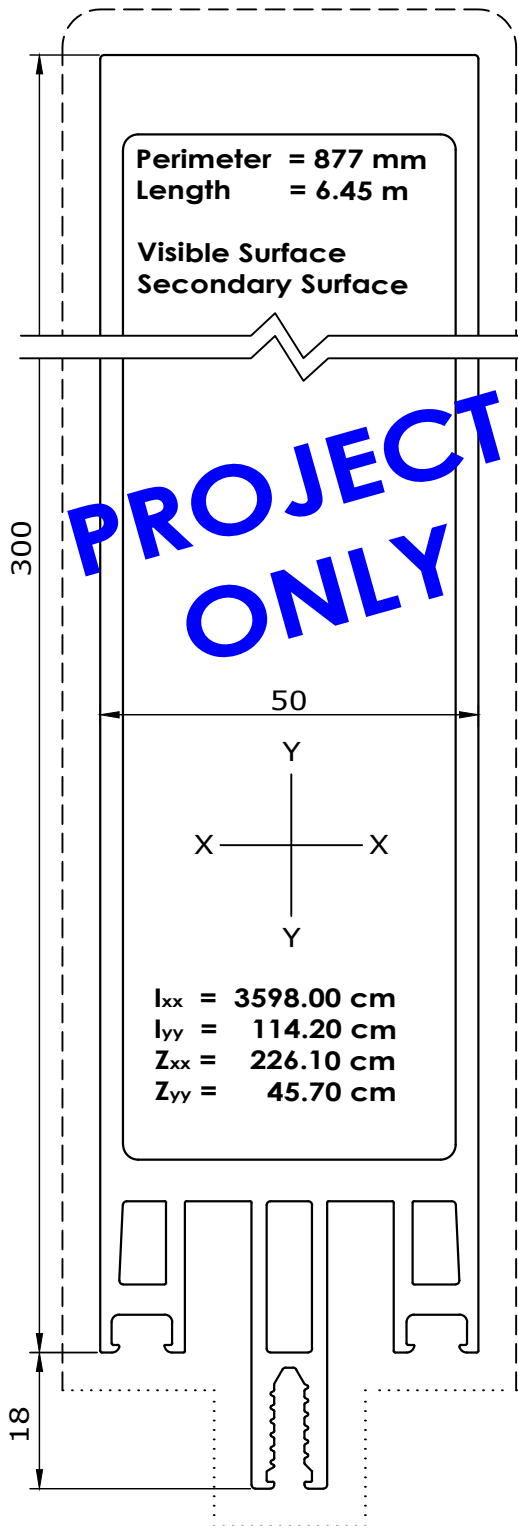
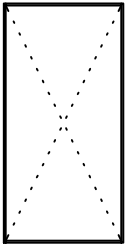
Copyright and ownership of this drawing is vested in EFT, Euro Facade Systems Ltd, whose prior written consent is required for its use, reproduction or for publication to any third party. All other rights reserved. Subject to modifications.

1

Broadsheets

Comar 6EFT

1095 - Mullion - 300 mm



1.62.2

Profiles Identification

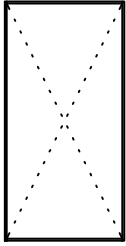
Changes reserved  
Sous reserve de modifications  
Änderungen vorbehalten

Issue:05  
Date :10-16

# Standard Profiles

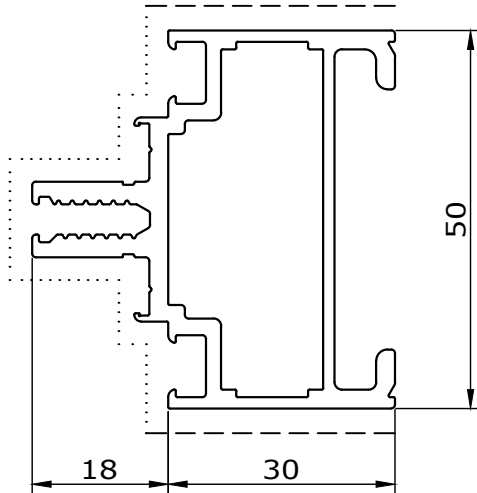
1

## Comar 6EFT



### 1125 - Transom- 30 mm Direct to steel fix only

1.63

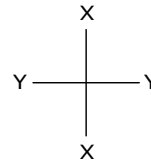


Perimeter = 302.2 mm

Length = 6.45 m

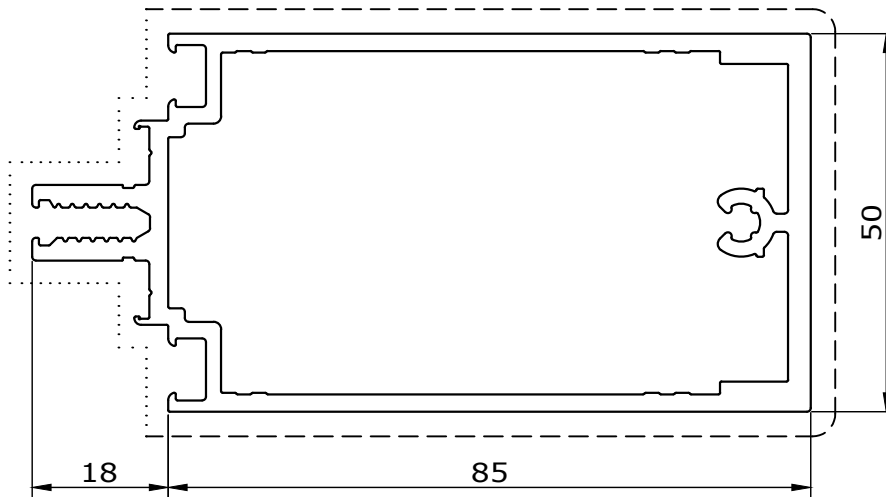
Visible Surface -----

Secondary Surface .....

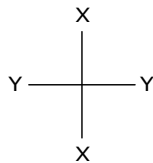


Profiles Identification

### 1143 - Transom- 85 mm



$I_{xx} = 101.89 \text{ cm}^4$   
 $I_{yy} = 28.34 \text{ cm}^4$   
 $Z_{xx} = 17.53 \text{ cm}^3$   
 $Z_{yy} = 11.34 \text{ cm}^3$



Perimeter = 376.9 mm

Length = 6.45 m

Visible Surface \_\_\_\_\_

Secondary Surface \_\_\_\_\_

Copyright and ownership of this drawing is vested in EFT, Euro Facade Systems Ltd, whose prior written consent is required for its use, reproduction or for publication to any third party. All other rights reserved. Subject to modifications.



**comar**

ARCHITECTURAL ALUMINIUM SYSTEMS

Changes reserved  
 Sous reserve de modifications  
 Änderungen vorbehalten


Issue: 05  
 Date : 10-16

Copyright and ownership of this drawing is vested in EFT, Euro Facade Systems Ltd, whose prior written consent is required for its use, reproduction or for publication to any third party. All other rights reserved. Subject to modifications.

# 1 Standard Profiles

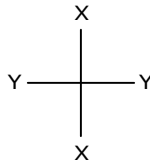
## Comar 6EFT

### 1144 - Transom - 115 mm



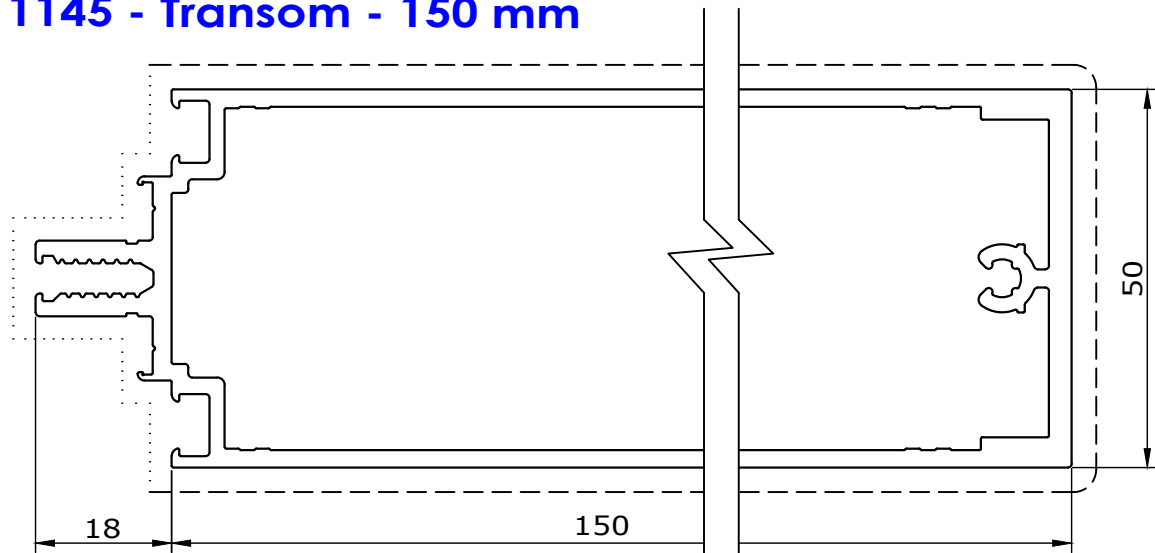
1.64

$$\begin{aligned}
 I_{xx} &= 210.13 \text{ cm}^4 \\
 I_{yy} &= 36.20 \text{ cm}^4 \\
 Z_{xx} &= 27.45 \text{ cm}^3 \\
 Z_{yy} &= 14.48 \text{ cm}^3
 \end{aligned}$$

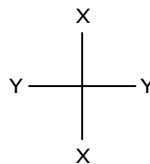


Perimeter = 436.9 mm  
 Length = 6.45 m  
 Visible Surface \_\_\_\_\_  
 Secondary Surface .....

### 1145 - Transom - 150 mm



$$\begin{aligned}
 I_{xx} &= 372.00 \text{ cm}^4 \\
 I_{yy} &= 45.37 \text{ cm}^4 \\
 Z_{xx} &= 40.92 \text{ cm}^3 \\
 Z_{yy} &= 18.15 \text{ cm}^3
 \end{aligned}$$



Perimeter = 506.9 mm  
 Length = 6.45 m  
 Visible Surface \_\_\_\_\_  
 Secondary Surface .....

Profile Identification

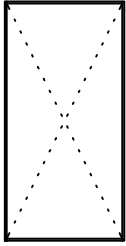
Changes reserved  
 Sous reserve de modifications  
 Änderungen vorbehalten

Issue: 05  
 Date :10-16

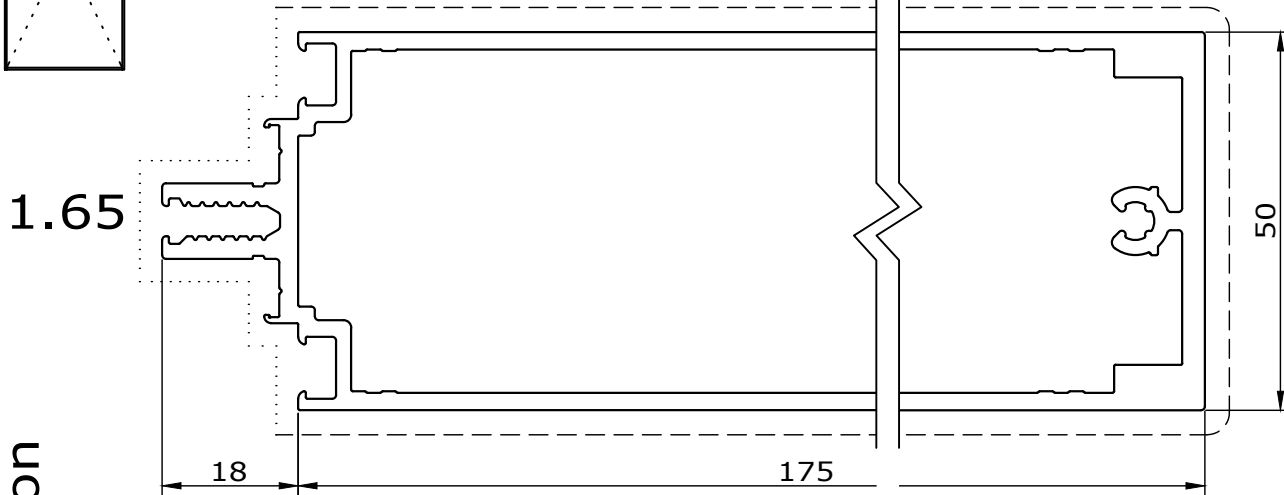
# Standard Profiles

1

## Comar 6EFT



### 1147 - Transom - 175 mm

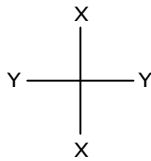


$$I_{xx} = 559.13 \text{ cm}^4$$

$$I_{yy} = 53.35 \text{ cm}^4$$

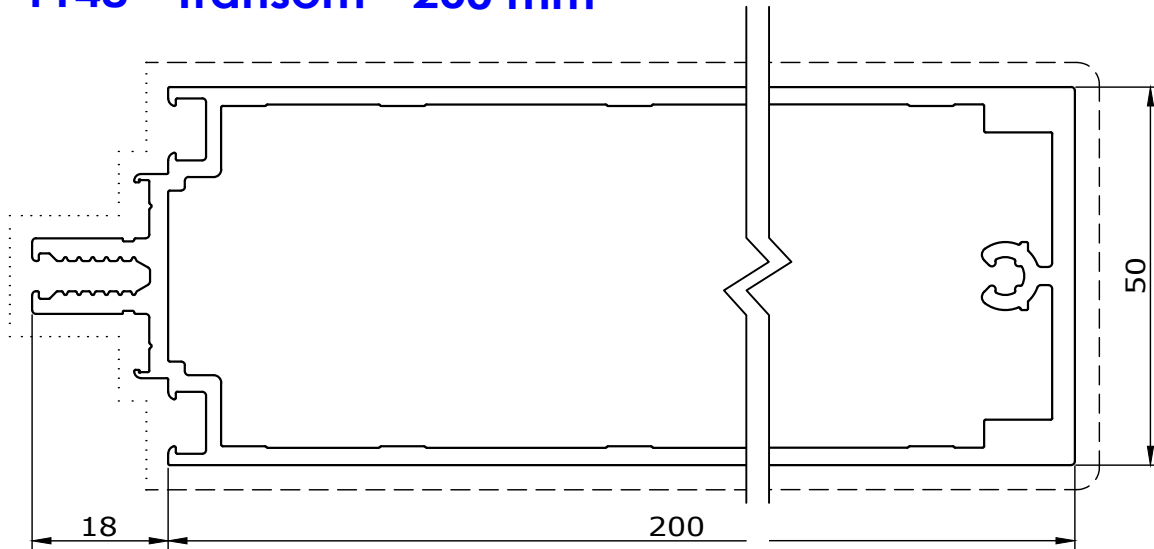
$$Z_{xx} = 52.85 \text{ cm}^3$$

$$Z_{yy} = 21.34 \text{ cm}^3$$



Perimeter = 556.9 mm  
 Length = 6.45 m  
 Visible Surface .....  
 Secondary Surface .....

### 1148 - Transom - 200 mm

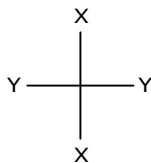


$$I_{xx} = 772.27 \text{ cm}^4$$

$$I_{yy} = 60.57 \text{ cm}^4$$

$$Z_{xx} = 65.21 \text{ cm}^3$$

$$Z_{yy} = 24.23 \text{ cm}^3$$



Perimeter = 606.75 mm  
 Length = 6.45 m  
 Visible Surface .....  
 Secondary Surface .....

Copyright and ownership of this drawing is vested in EFT, Euro Facade Systems Ltd, whose prior written consent is required for its use, reproduction or for publication to any third party. All other rights reserved. Subject to modifications.

Profiles Identification



**comar**  
 ARCHITECTURAL ALUMINIUM SYSTEMS

Changes reserved  
 Sous reserve de modifications  
 Änderungen vorbehalten

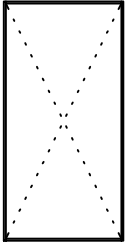
Issue: 05  
 Date : 10-16



# 1

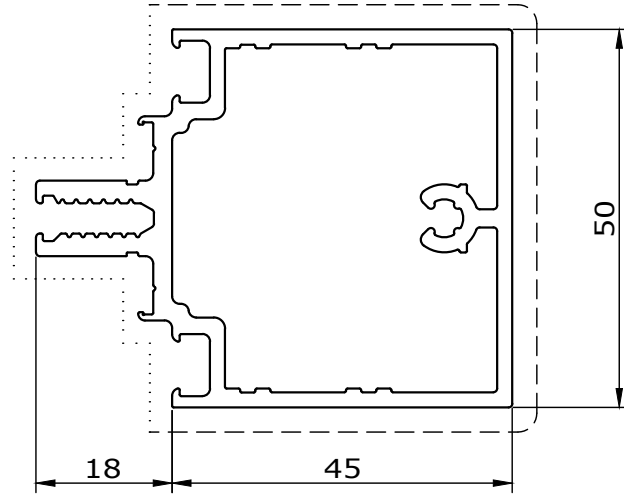
## Standard Profiles

### Comar 6EFT



1.66

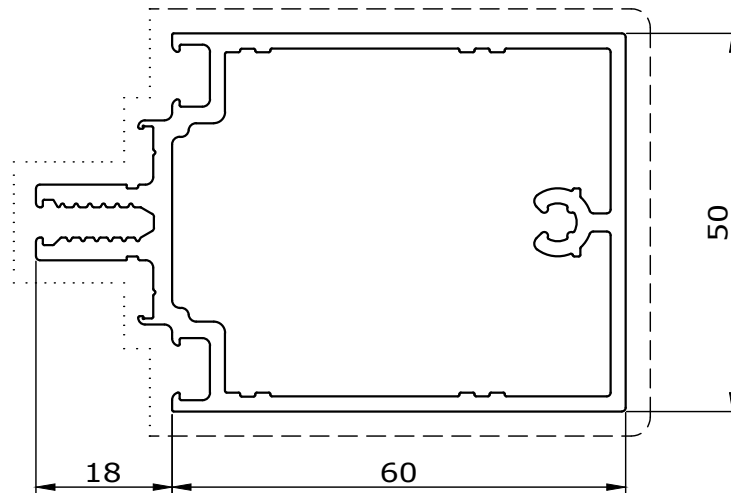
### 1149- Transom - 45 mm



$I_{xx} = 19.9 \text{ cm}^4$   
 $I_{yy} = 12.8 \text{ cm}^4$   
 $Z_{xx} = 6.0 \text{ cm}^3$   
 $Z_{yy} = 5.1 \text{ cm}^3$

Perimeter = 296 mm  
 Length = 6.45 m  
 Visible Surface \_\_\_\_\_  
 Secondary Surface .....

### 1150- Transom - 60 mm



$I_{xx} = 36.3 \text{ cm}^4$   
 $I_{yy} = 15.5 \text{ cm}^4$   
 $Z_{xx} = 9.2 \text{ cm}^3$   
 $Z_{yy} = 6.2 \text{ cm}^3$

Perimeter = 329 mm  
 Length = 6.45 m  
 Visible Surface \_\_\_\_\_  
 Secondary Surface .....

Profile Identification

Copyright and ownership of this drawing is vested in EFT,  
 Euro Facade Systems Ltd, whose prior written consent is required  
 for its use, reproduction or for publication to any third party.  
 All other rights reserved. Subject to modifications.

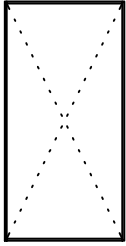
Changes reserved  
 Sous reserve de modifications  
 Änderungen vorbehalten

Issue: 05  
 Date :10-16

# Standard Profiles

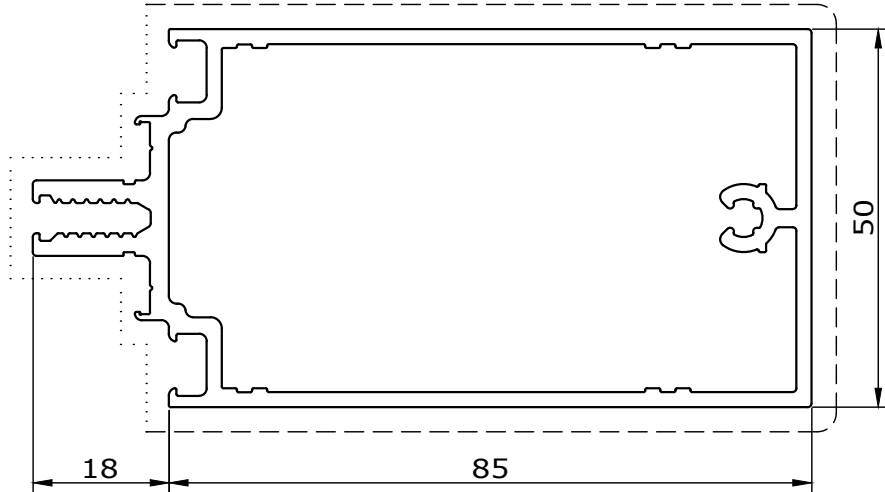
1

## Comar 6EFT



### 1151 - Transom - 85 mm

1.67

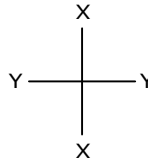


$$I_{xx} = 77.2 \text{ cm}^4$$

$$I_{yy} = 19.9 \text{ cm}^4$$

$$Z_{xx} = 14.8 \text{ cm}^3$$

$$Z_{yy} = 7.9 \text{ cm}^3$$



Perimeter = 379 mm

Length = 6.45 m


Visible Surface .....

Secondary Surface .....

Copyright and ownership of this drawing is vested in EFT, Euro Facade Systems Ltd, whose prior written consent is required for its use, reproduction or for publication to any third party. All other rights reserved. Subject to modifications.

Profiles Identification

### 1152 - Transom - 135mm

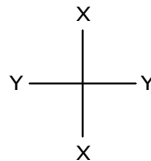


$$I_{xx} = 247.9 \text{ cm}^4$$

$$I_{yy} = 35.5 \text{ cm}^4$$

$$Z_{xx} = 31.9 \text{ cm}^3$$

$$Z_{yy} = 14.2 \text{ cm}^3$$



Perimeter = 476 mm

Length = 6.45 m

Visible Surface .....

Secondary Surface .....



**comar**

ARCHITECTURAL ALUMINIUM SYSTEMS

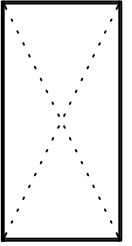
Changes reserved  
Sous reserve de modifications  
Änderungen vorbehalten

Issue: 05  
Date : 10-16

# 1

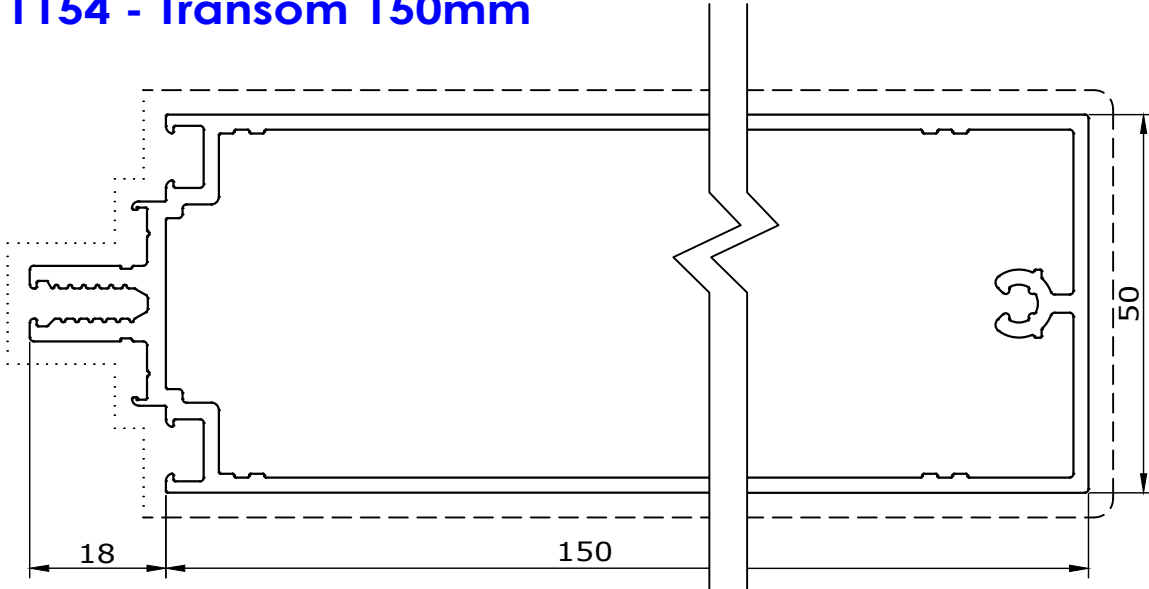
## Standard Profiles

### Comar 6EFT

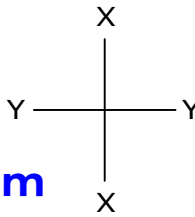


1.68

### 1154 - Transom 150mm



$$\begin{aligned}
 I_{xx} &= 317.3 \text{ cm}^4 \\
 I_{yy} &= 39.0 \text{ cm}^4 \\
 Z_{xx} &= 37.3 \text{ cm}^3 \\
 Z_{yy} &= 15.6 \text{ cm}^3
 \end{aligned}$$



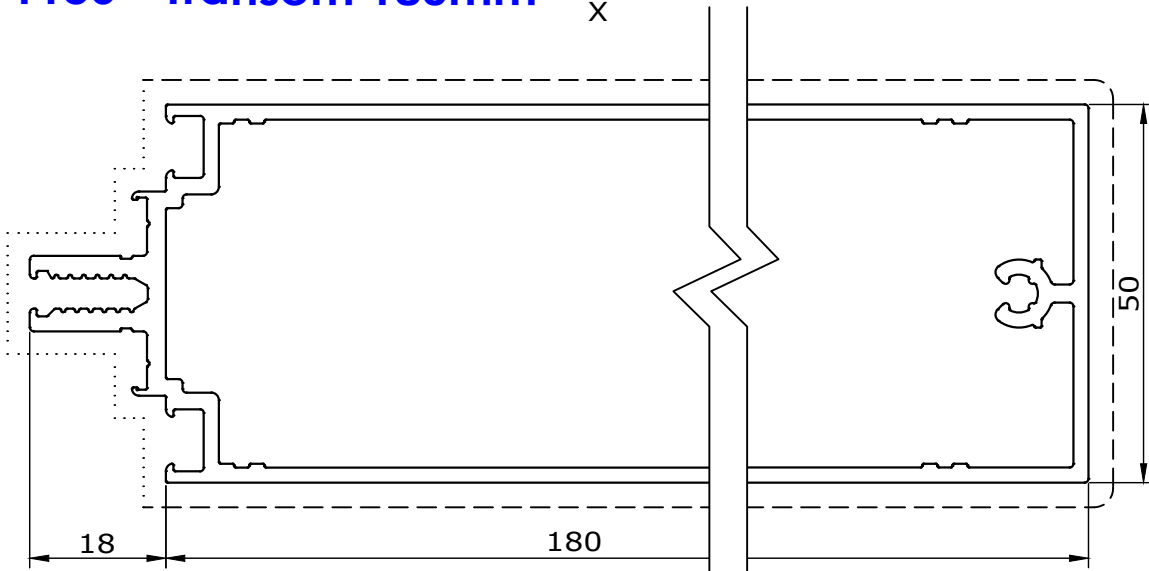
Perimeter = 506 mm

Length = 6.45 m

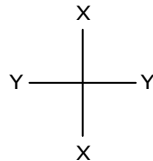
Visible Surface \_\_\_\_\_

Secondary Surface .....

### 1156 - Transom 180mm



$$\begin{aligned}
 I_{xx} &= 489.4 \text{ cm}^4 \\
 I_{yy} &= 45.9 \text{ cm}^4 \\
 Z_{xx} &= 49.1 \text{ cm}^3 \\
 Z_{yy} &= 18.4 \text{ cm}^3
 \end{aligned}$$



Perimeter = 565 mm

Length = 6.45 m

Visible Surface \_\_\_\_\_

Secondary Surface .....

Profiles Identification

Copyright and ownership of this drawing is vested in EFT, Euro Facade Systems Ltd, whose prior written consent is required for its use, reproduction or for publication to any third party. All other rights reserved.

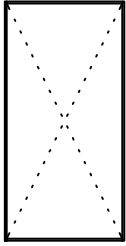
Changes reserved  
 Sous réserve de modifications  
 Änderungen vorbehalten

Issue: 05  
 Date : 10-16

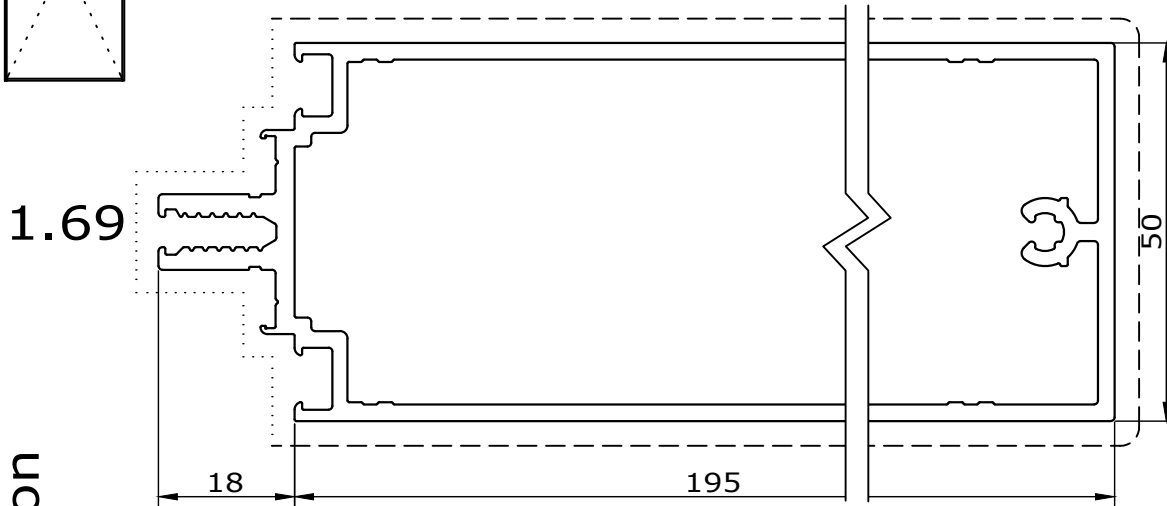
# Standard Profiles

1

## Comar 6EFT



### 1157 - Transom 195mm

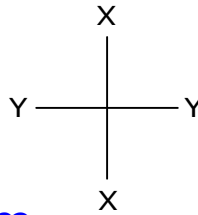


$$I_{xx} = 622.7 \text{ cm}^4$$

$$I_{yy} = 53.2 \text{ cm}^4$$

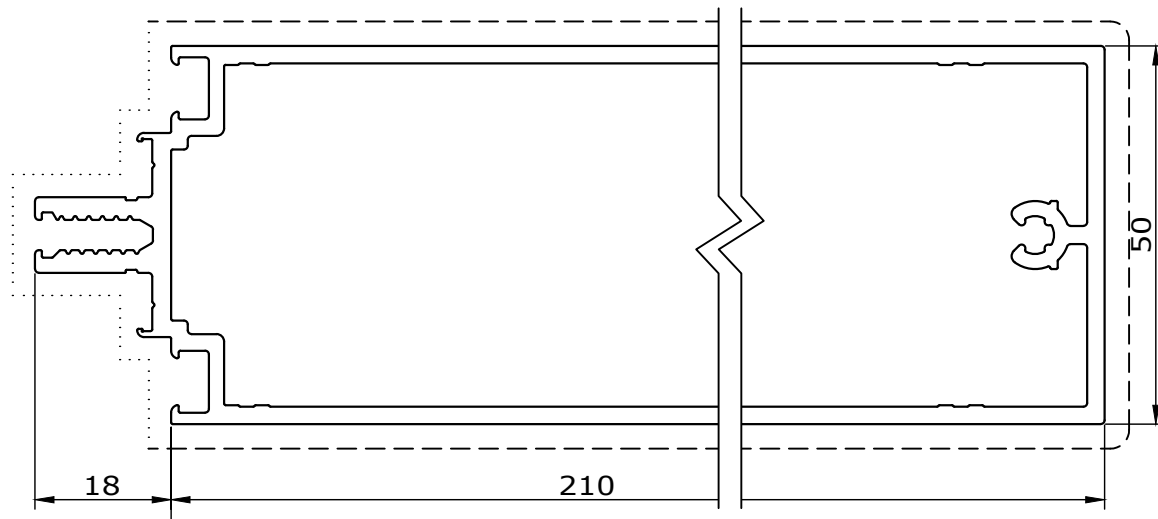
$$Z_{xx} = 57.4 \text{ cm}^3$$

$$Z_{yy} = 21.3 \text{ cm}^3$$



Perimeter = 595 mm  
 Length = 6.45 m  
 Visible Surface .....  
 Secondary Surface .....

### 1158 - Transom 210mm



$$I_{xx} = 764.1 \text{ cm}^4$$

$$I_{yy} = 59.1 \text{ cm}^4$$

$$Z_{xx} = 65.6 \text{ cm}^3$$

$$Z_{yy} = 23.6 \text{ cm}^3$$

Perimeter = 625 mm  
 Length = 6.45 m  
 Visible Surface .....  
 Secondary Surface .....

Profiles Identification

Copyright and ownership of this drawing is vested in EFT, Euro Facade Systems Ltd, whose prior written consent is required for its use, reproduction or for publication to any third party. All other rights reserved. Subject to modifications.



**comar**  
 ARCHITECTURAL ALUMINIUM SYSTEMS

Changes reserved  
 Sous reserve de modifications  
 Änderungen vorbehalten

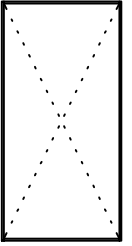
Issue: 05  
 Date : 10-16

# 1


## Standard Profiles

Comar 6EFT

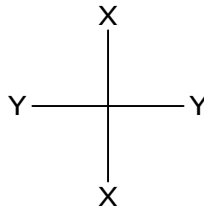
### 1164 - Transom - 105 mm



1.70



$$\begin{aligned}
 I_{xx} &= 130.0 \text{ cm}^4 \\
 I_{yy} &= 25.5 \text{ cm}^4 \\
 Z_{xx} &= 21.1 \text{ cm}^3 \\
 Z_{yy} &= 10.2 \text{ cm}^3
 \end{aligned}$$



Perimeter = 419 mm  
 Length = 6.45 m  
 Visible Surface .....  
 Secondary Surface .....

Profiles Identification

Copyright and ownership of this drawing is vested in EFT, Euro Facade Systems Ltd, whose prior written consent is required for its use, reproduction or for publication to any third party. All other rights reserved.

Changes reserved  
 Sous reserve de modifications  
 Änderungen vorbehalten

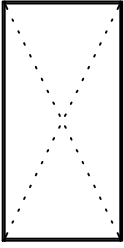
Issue: 05  
 Date :10-16

# Standard Profiles

1

Comar 6EFT

Future Additions



1.71

Profiles Identification

FUTURE  
ADDITION

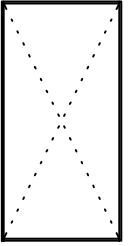
Copyright and ownership of this drawing is vested in EFT,  
Euro Facade Systems Ltd, whose prior written consent is required  
for its use, reproduction or for publication to any third party.  
All other rights reserved. Subject to modifications.

Copyright and ownership of this drawing is vested in EFT,  
Euro Facade Systems Ltd, whose prior written consent is required  
for its use, reproduction or for publication to any third party.  
All other rights reserved. Subject to modifications.

## Future Additions

# 1 Standard Profiles

Comar 6EFT



1.72

FUTURE  
ADDITION

Profiles Identification

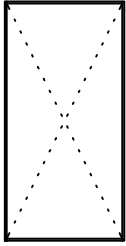
Changes reserved  
Sous reserve de modifications  
Änderungen vorbehalten

Issue: 05  
Date :10-16

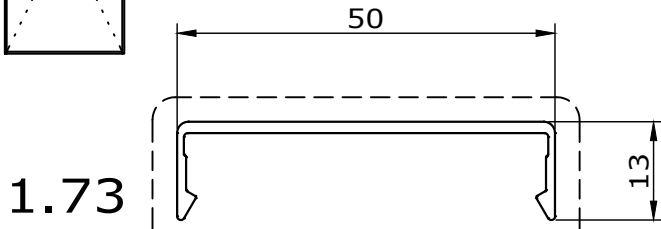
# Standard Profiles

1

## Comar 6EFT



### 1201 - Cover cap - 13mm



Perimeter = 149 mm  
Length = 6.45 m

Visible Surface -----

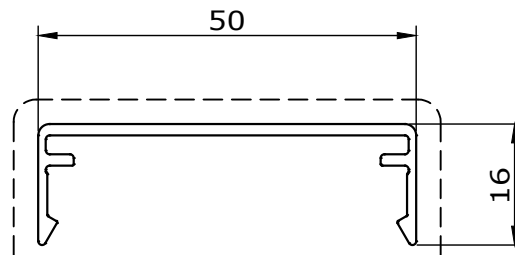
Copyright and ownership of this drawing is vested in EFT, Euro Facade Systems Ltd, whose prior written consent is required for its use, reproduction or for publication to any third party. All other rights reserved. Subject to modifications.

Profiles Identification

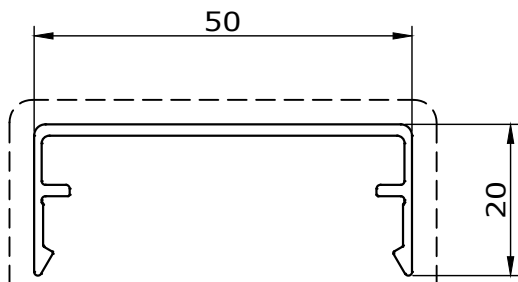
### 1203 - Cover cap - 16mm

Perimeter = 174 mm  
Length = 6.45 m

Visible Surface -----



### 1204 - Cover cap - 20mm



Perimeter = 190 mm  
Length = 6.45 m

Visible Surface -----



**comar**  
ARCHITECTURAL ALUMINIUM SYSTEMS

Changes reserved  
Sous reserve de modifications  
Änderungen vorbehalten

Issue: 05  
Date : 10-16

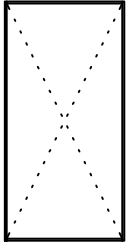


Copyright and ownership of this drawing is vested in EFT, Euro Facade Systems Ltd, whose prior written consent is required for its use, reproduction or for publication to any third party. All other rights reserved.

# 1 Standard Profiles

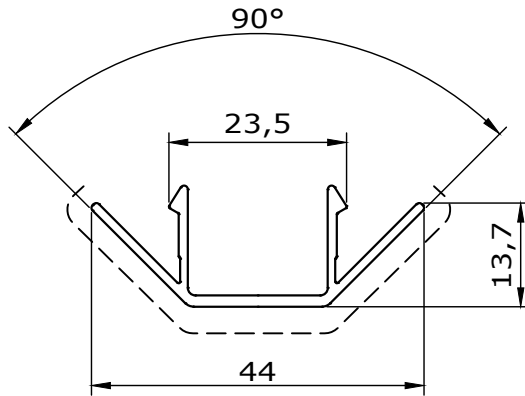
Comar 6EFT

## 1210 - Cover cap - 45°



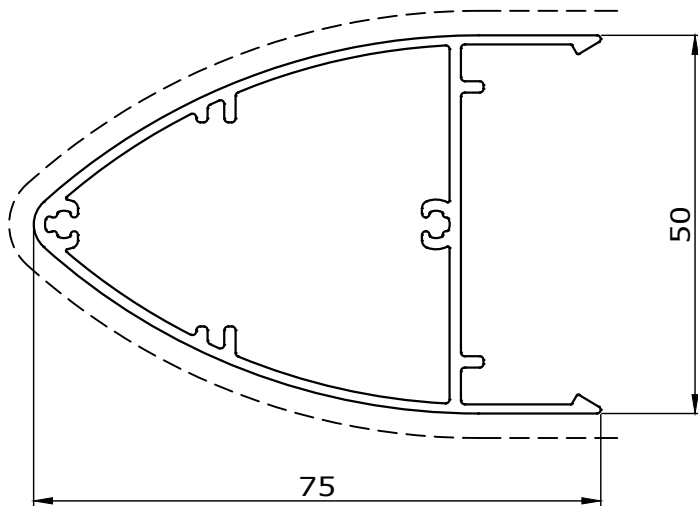
Perimeter = 164 mm  
Length = 6.45 m

Visible Surface -----



1.74

## 1211 - Cover cap bull nose - 75mm



Perimeter = 263 mm  
Length = 6.45 m

Visible Surface -----

Profiles Identification

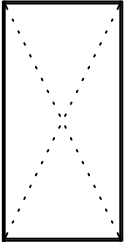
Changes reserved  
Sous reserve de modifications  
Änderungen vorbehalten

Issue: 05  
Date :10-16

# Standard Profiles

1

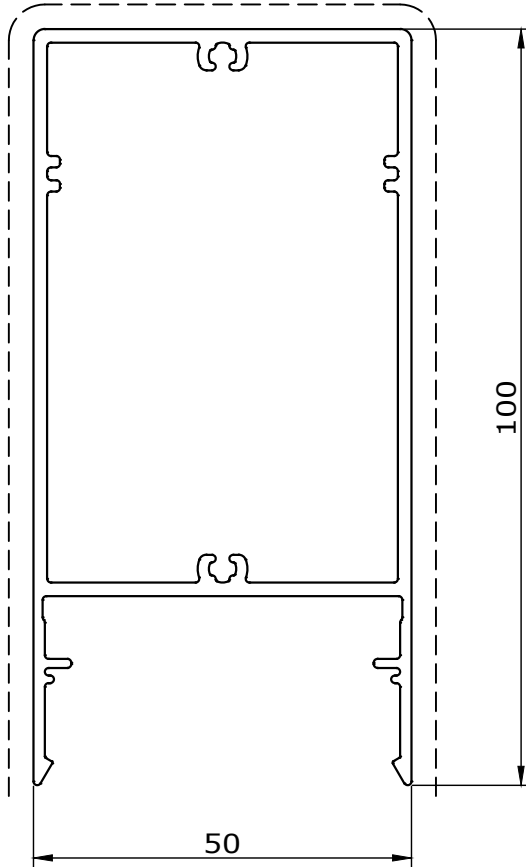
## Comar 6EFT



**1213 - Cover cap - 100 mm**

1.75

Profiles Identification



**Perimeter = 365 mm**  
**Length = 6.45 m**

**Visible Surface** - - - - -

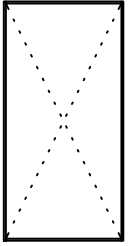
Copyright and ownership of this drawing is vested in EFT, Euro Facade Systems Ltd, whose prior written consent is required for its use, reproduction or for publication to any third party. All other rights reserved. Subject to modifications.

Copyright and ownership of this drawing is vested in EFT,  
Euro Facade Systems Ltd, whose prior written consent is required  
for its use, reproduction or for publication to any third party.  
All other rights reserved. Subject to modifications.

**1** Standard Profiles

Comar 6EFT

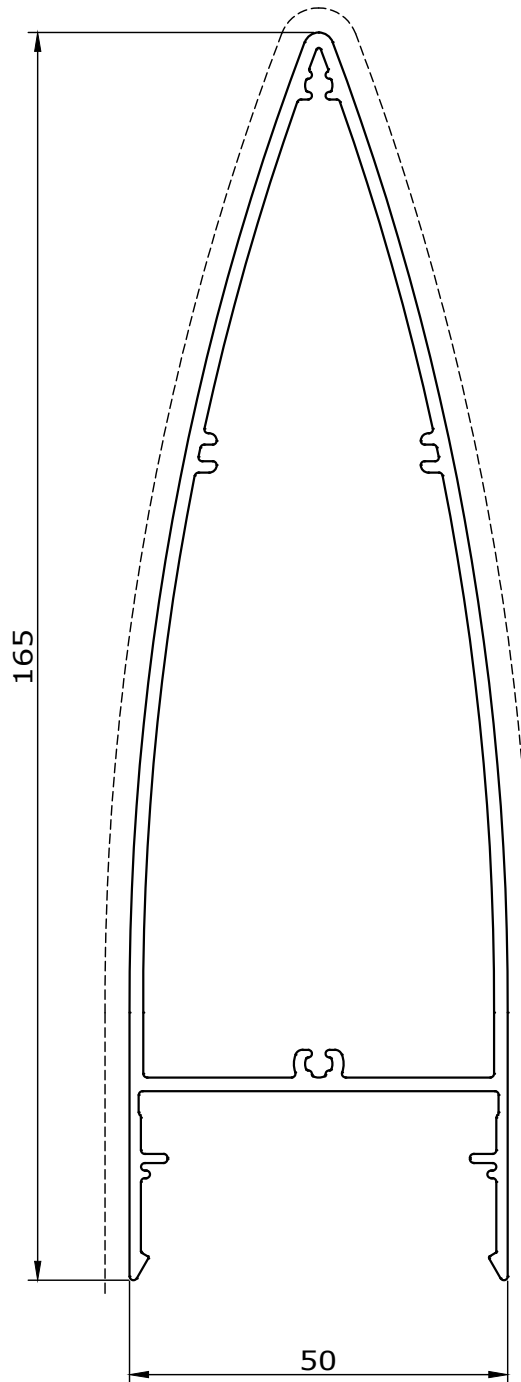
**1214 - Cover cap bull nose - 165 mm**



1.76

Perimeter = 454 mm  
Length = 6.45 m

Visible Surface - - - - -



Profiles Identification

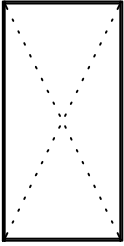
Changes reserved  
Sous reserve de modifications  
Änderungen vorbehalten

Issue: 05  
Date :10-16

# Standard Profiles

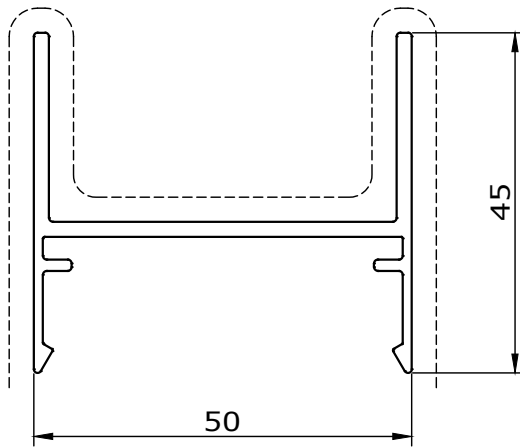
1

## Comar 6EFT



### 1221 - Cover cap - 45 mm

1.77

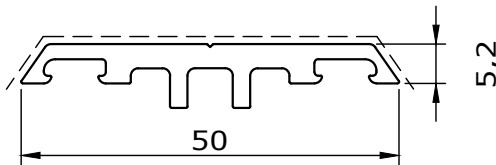


Perimeter = 289 mm

Length = 6.45 m

Visible Surface -----

### 1259 - Pressure plate for roof



Perimeter = 137 mm

Length = 6.45 m

Visible Surface -----

Profiles Identification



**comar**

ARCHITECTURAL ALUMINIUM SYSTEMS

Changes reserved  
Sous reserve de modifications  
Änderungen vorbehalten

Issue: 05  
Date : 10-16

Copyright and ownership of this drawing is vested in EFT,  
Euro Facade Systems Ltd, whose prior written consent is required  
for its use, reproduction or for publication to any third party.  
All other rights reserved. Subject to modifications.

Copyright and ownership of this drawing is vested in EFT, Euro Facade Systems Ltd, whose prior written consent is required for its use, reproduction or for publication to any third party. All other rights reserved. Subject to modifications.

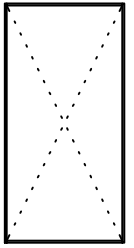
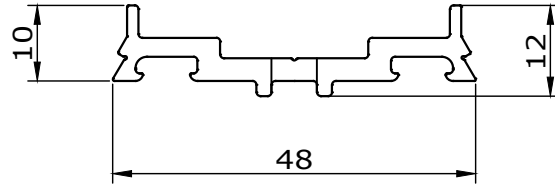
# 1 Standard Profiles

Comar 6EFT

## 1251 - Pressure plate - Duo gasket

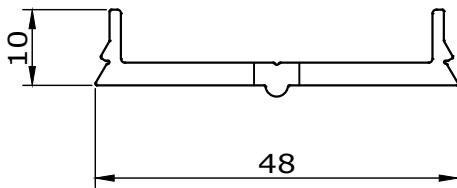
Perimeter = 150 mm  
Length = 6.45 m

Visible Surface -----



1.78

## 1252 - Pressure plate - Standard



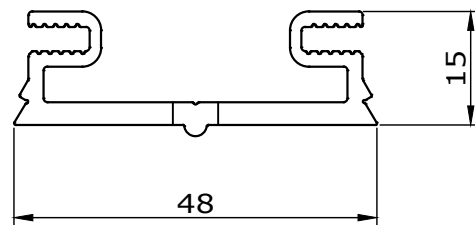
Perimeter = 130 mm  
Length = 6.45 m

Visible Surface -----

## 1253 - Pressure plate - Screw fix

Perimeter = 214 mm  
Length = 6.45 m

Visible Surface -----



Profiles Identification

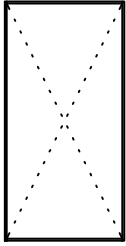
Changes reserved  
Sous reserve de modifications  
Änderungen vorbehalten

Issue: 05  
Date :10-16

# Standard Profiles

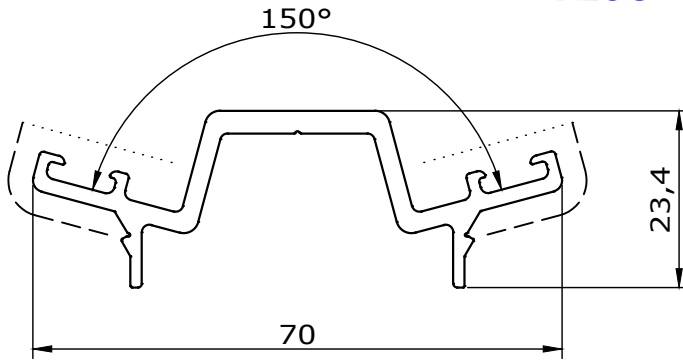
# 1

## Comar 6EFT



### 1260 - Pressure plate - 15°

1.79



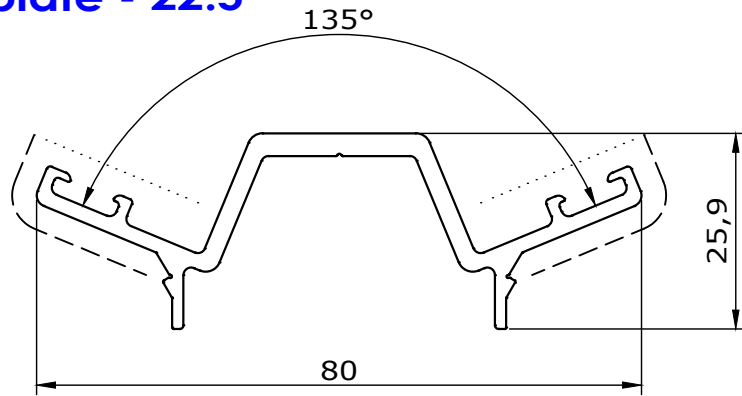
Perimeter = 250 mm  
Length = 6.45 m

Visible Surface -----  
Secondary Surface .....

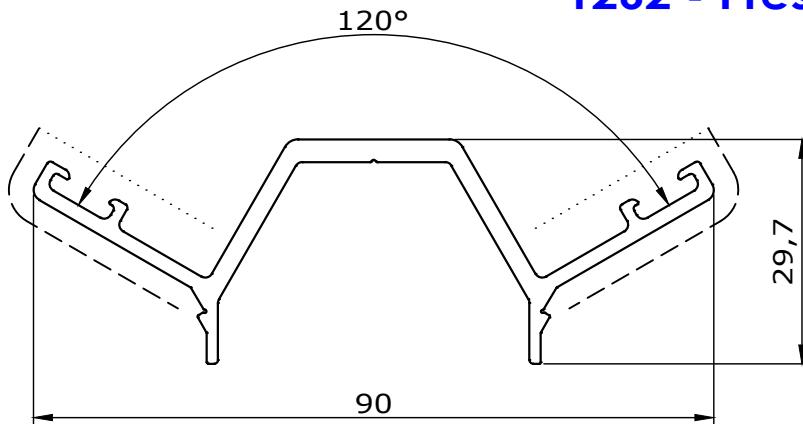
### 1261 - Pressure plate - 22.5°

Perimeter = 275 mm  
Length = 6.45 m

Visible Surface -----  
Secondary Surface .....



### 1262 - Pressure plate - 30°



Perimeter = 305 mm  
Length = 6.45 m

Visible Surface -----  
Secondary Surface .....

Copyright and ownership of this drawing is vested in EFT,  
Euro Facade Systems Ltd, whose prior written consent is required  
for its use, reproduction or for publication to any third party.  
All other rights reserved. Subject to modifications.

Profiles Identification



**comar**

ARCHITECTURAL ALUMINIUM SYSTEMS

Changes reserved  
Sous reserve de modifications  
Änderungen vorbehalten

Issue: 05  
Date : 10-16

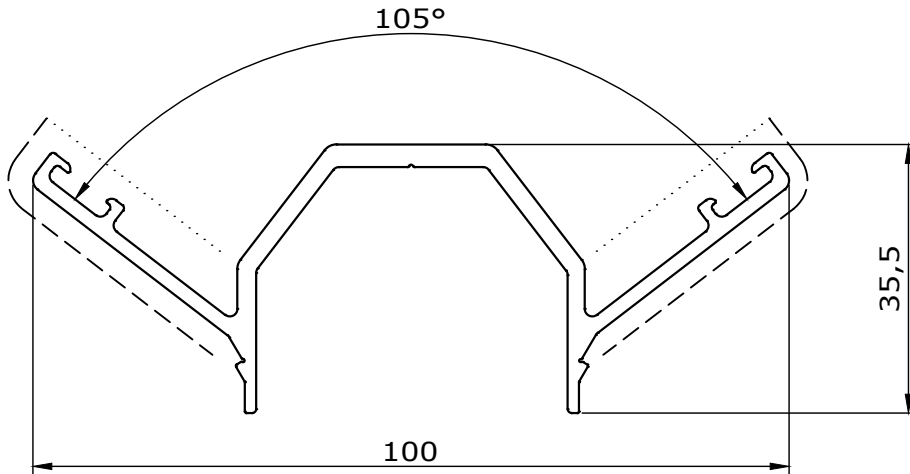
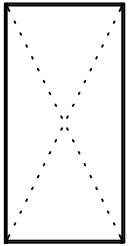
Copyright and ownership of this drawing is vested in EFT, Euro Facade Systems Ltd, whose prior written consent is required for its use, reproduction or for publication to any third party. All other rights reserved.

**1**

**Broadsheets**

**Comar 6EFT**

**1263 - Pressure plate - 37.5°**



**1.80**

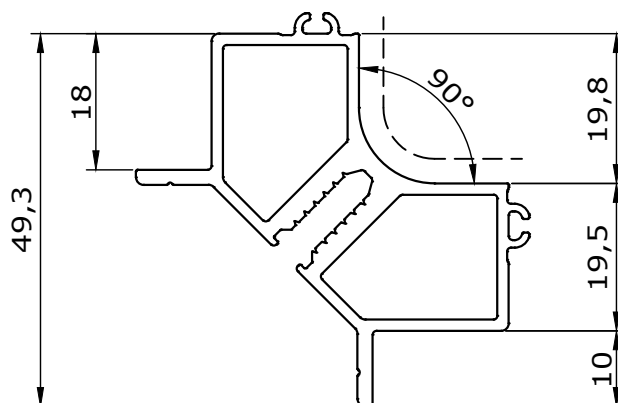
**Perimeter = 360 mm**  
**Length = 6.45 m**

**Visible Surface** - - - - -  
**Secondary Surface** ······

**1264 - Corner adaptor**

**Perimeter = 241 mm**  
**Length = 6.45 m**

**Visible Surface** - - - - -



**Profiles Identification**

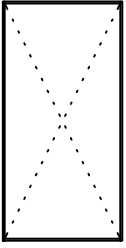
Changes reserved  
Sous reserve de modifications  
Änderungen vorbehalten

Issue: 05  
Date :10-16

# Standard Profiles

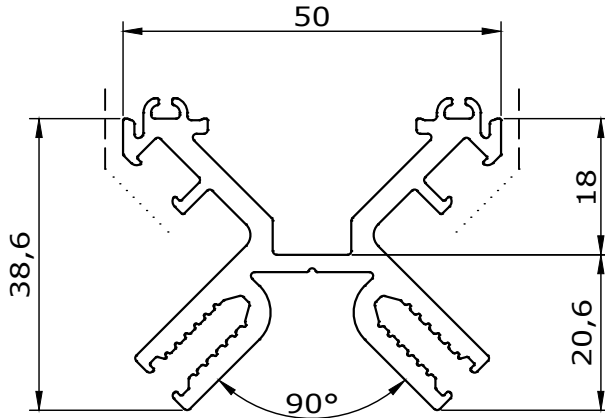
# 1

## Comar 6EFT



1.81

### 1265 - Corner mullion adaptor - 45°



Perimeter = 399 mm  
Length = 6.45 m

Visible Surface -----  
Secondary Surface .....

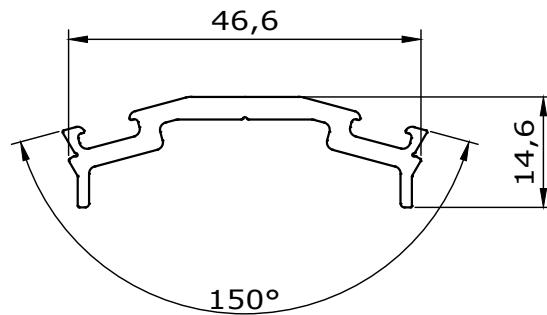
Copyright and ownership of this drawing is vested in EFT, Euro Facade Systems Ltd, whose prior written consent is required for its use, reproduction or for publication to any third party. All other rights reserved. Subject to modifications.

Profiles Identification

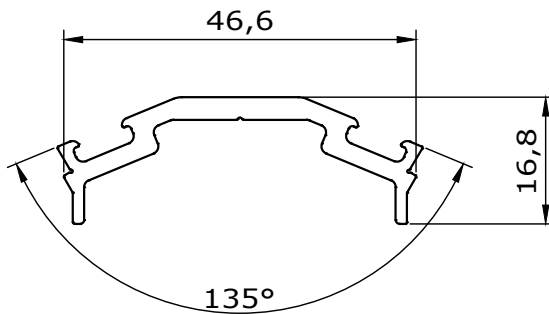
### 1266 - Pressure plate - 15°

Perimeter = 151 mm  
Length = 6.45 m

Visible Surface -----



### 1267 - Pressure plate - 22.5°



Perimeter = 155 mm  
Length = 6.45 m

Visible Surface -----



Copyright and ownership of this drawing is vested in EFT, Euro Facade Systems Ltd, whose prior written consent is required for its use, reproduction or for publication to any third party. All other rights reserved. Subject to modifications.

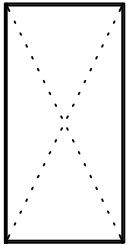
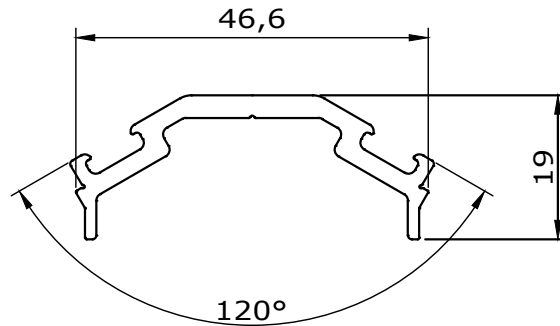
# 1 Standard Profiles

Comar 6EFT

## 1268 - Pressure plate - 30°

Perimeter = 160 mm  
Length = 6.45 m

Visible Surface -----

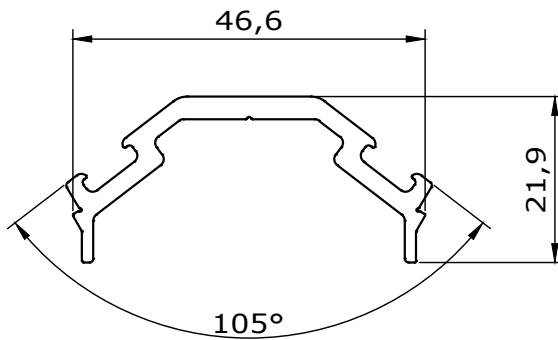


1.82

## 1269 - Pressure plate - 37.5°

Perimeter = 168 mm  
Length = 6.45 m

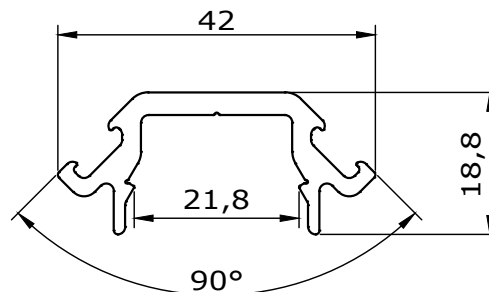
Visible Surface -----



## 1270 - Pressure plate - 45°

Perimeter = 154 mm  
Length = 6.45 m

Visible Surface -----



Profiles Identification

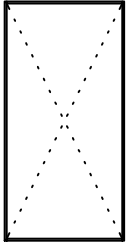
Changes reserved  
Sous reserve de modifications  
Änderungen vorbehalten

Issue: 05  
Date :10-16

# Standard Profiles

# 1

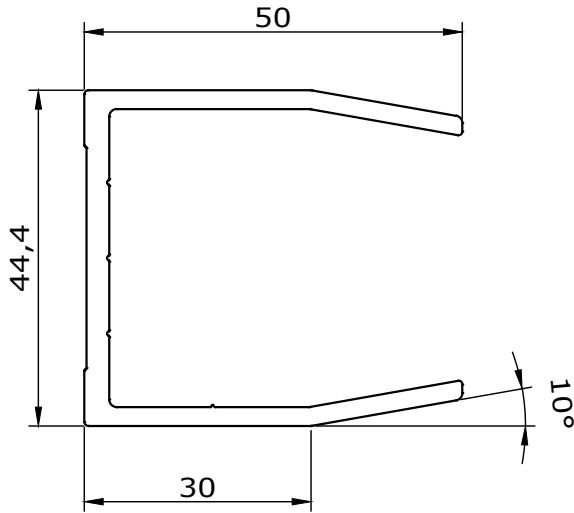
## Comar 6EFT



1.83

Profiles Identification

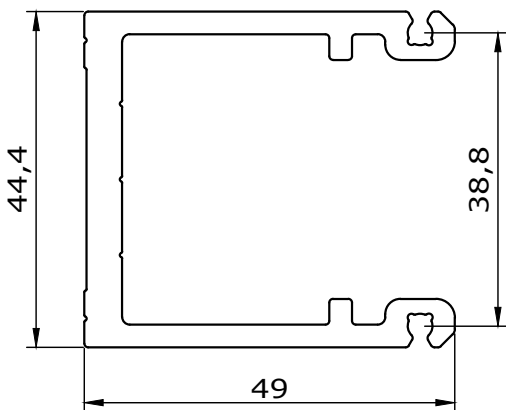
### 1300 - Transom cleat



Perimeter = 282 mm  
Length = 6.45 m

Visible Surface -----

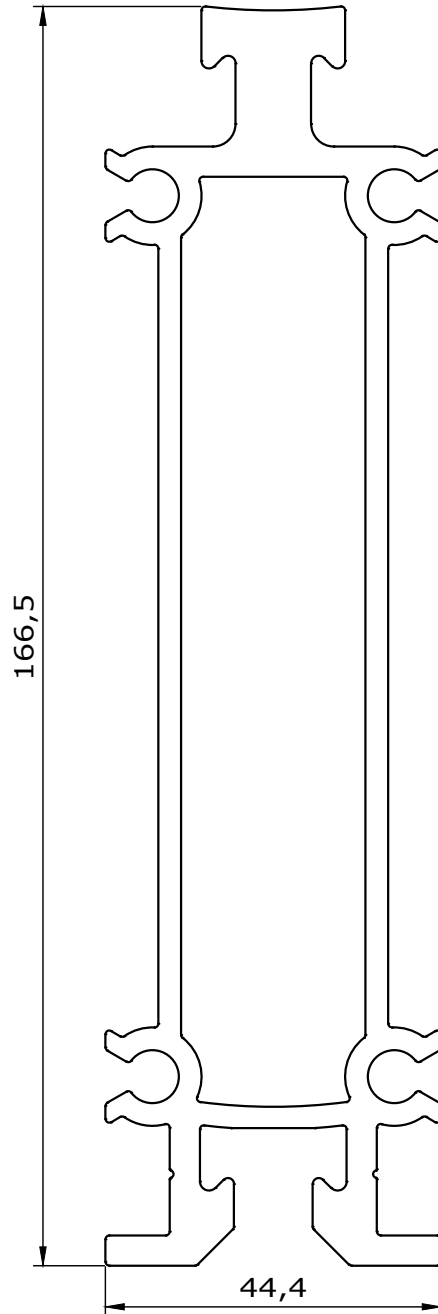
### 1305 - Transom cleat



Perimeter = 312 mm  
Length = 6.45 m

Visible Surface -----

### 1373 - Mullion's connector



Perimeter = 910 mm  
Length = 3.45 m

Visible Surface -----

Copyright and ownership of this drawing is vested in EFT, Euro Facade Systems Ltd, whose prior written consent is required for its use, reproduction or for publication to any third party. All other rights reserved. Subject to modifications.



**comar**  
ARCHITECTURAL ALUMINIUM SYSTEMS

Changes reserved  
Sous reserve de modifications  
Änderungen vorbehalten

Issue: 05  
Date : 10-16

Copyright and ownership of this drawing is vested in EFT, Euro Facade Systems Ltd, whose prior written consent is required for its use, reproduction or for publication to any third party. All other rights reserved. Subject to modifications.

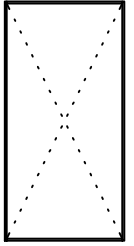
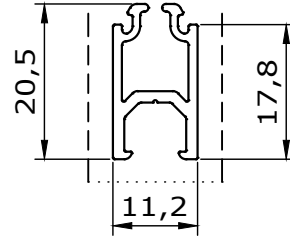
# 1 Standard Profiles

Comar 6EFT

## 1328 - Glazing adaptor - 18mm

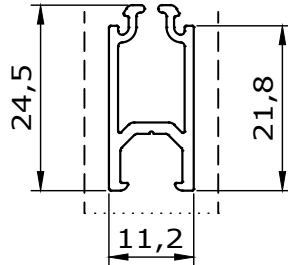
Perimeter = 121 mm  
Length = 6.45 m

Visible Surface -----  
Secondary Surface .....



1.84

## 1329 - Glazing adaptor - 22mm



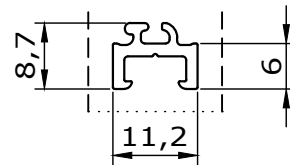
Perimeter = 137 mm  
Length = 6.45 m

Visible Surface -----  
Secondary Surface .....

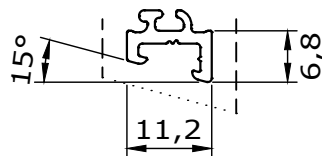
## 1330 - Glazing adaptor - 18mm

Perimeter = 59 mm  
Length = 6.45 m

Visible Surface -----  
Secondary Surface .....



## 1331 - Glazing adaptor - 15°



Perimeter = 58 mm  
Length = 6.45 m

Visible Surface -----  
Secondary Surface .....

Profiles Identification

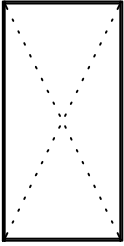
Changes reserved  
Sous reserve de modifications  
Änderungen vorbehalten

Issue: 05  
Date :10-16

# Standard Profiles

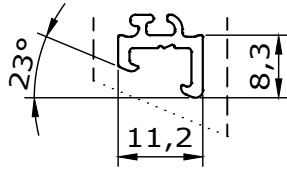
# 1

## Comar 6EFT



### 1332 - Glazing adaptor - 22.5°

1.85



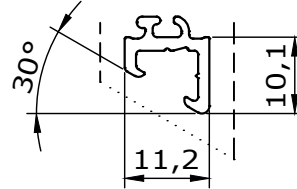
Perimeter = 61 mm  
Length = 6.45 m

Visible Surface -----  
Secondary Surface .....

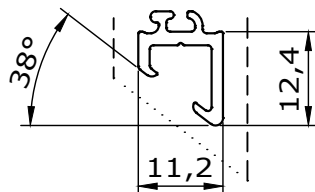
### 1333 - Glazing adaptor - 30°

Perimeter = 67 mm  
Length = 6.45 m

Visible Surface -----  
Secondary Surface .....



### 1334 - Glazing adaptor - 37.5°



Perimeter = 73 mm  
Length = 6.45 m

Visible Surface -----  
Secondary Surface .....

Copyright and ownership of this drawing is vested in EFT, Euro Facade Systems Ltd, whose prior written consent is required for its use, reproduction or for publication to any third party. All other rights reserved. Subject to modifications.

Profiles Identification



**comar**  
ARCHITECTURAL ALUMINIUM SYSTEMS

Changes reserved  
Sous reserve de modifications  
Änderungen vorbehalten

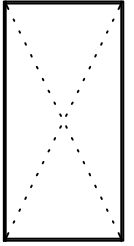
Issue: 05  
Date : 10-16

Copyright and ownership of this drawing is vested in EFT, Euro Facade Systems Ltd, whose prior written consent is required for its use, reproduction or for publication to any third party. All other rights reserved. Subject to modifications.

# 1 Standard Profiles

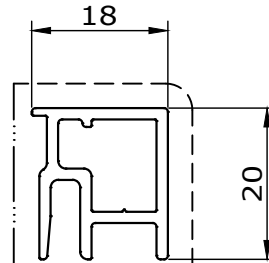
Comar 6EFT

## 1335 - Spandrel frame - 18 mm



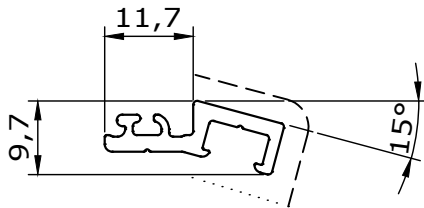
Perimeter = 155 mm  
Length = 6.45 m

Visible Surface -----  
Bonding Surface .....



1.86

## 1336 - Glazing adaptor - 15° (internal corner)



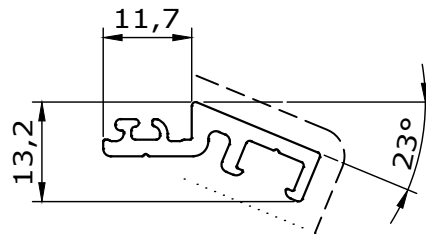
Perimeter = 86 mm  
Length = 6.45 m

Visible Surface -----  
Secondary Surface .....

## 1337 - Glazing adaptor - 22.5° (internal corner)

Perimeter = 104 mm  
Length = 6.45 m

Visible Surface -----  
Secondary Surface .....



Profiles Identification

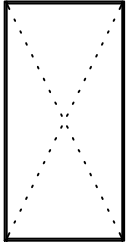
Changes reserved  
Sous reserve de modifications  
Änderungen vorbehalten

Issue: 05  
Date :10-16

# Standard Profiles

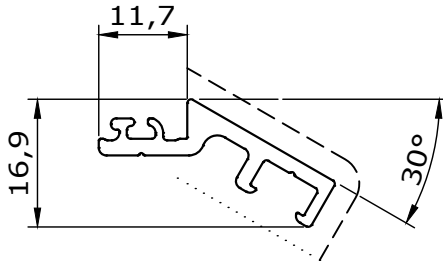
# 1

## Comar 6EFT



1.87

### 1338 - Glazing adaptor - 30° (internal corner)



Perimeter = 112 mm  
Length = 6.45 m

Visible Surface - - - - -  
Secondary Surface ······

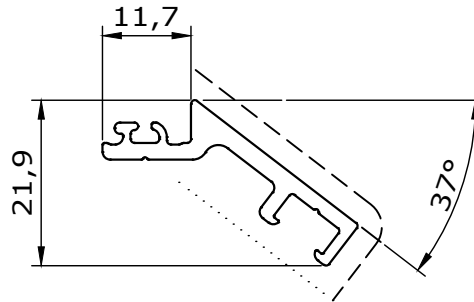
Copyright and ownership of this drawing is vested in EFT, Euro Facade Systems Ltd, whose prior written consent is required for its use, reproduction or for publication to any third party. All other rights reserved. Subject to modifications.

Profiles Identification

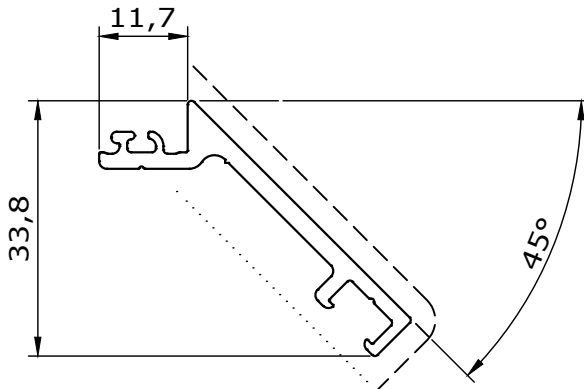
### 1339 - Glazing adaptor - 37.5° (internal corner)

Perimeter = 121 mm  
Length = 6.45 m

Visible Surface - - - - -  
Secondary Surface ······



### 1344 - Glazing adaptor - 45° (internal corner)



Perimeter = 149 mm  
Length = 6.45 m

Visible Surface - - - - -  
Secondary Surface ······

Copyright and ownership of this drawing is vested in EFT, Euro Facade Systems Ltd, whose prior written consent is required for its use, reproduction or for publication to any third party. All other rights reserved. Subject to modifications.

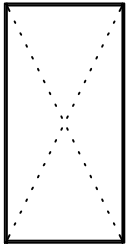
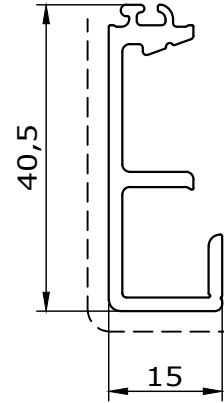
# 1 Standard Profiles

Comar 6EFT

## 1345 - 42mm glazing pocket closer

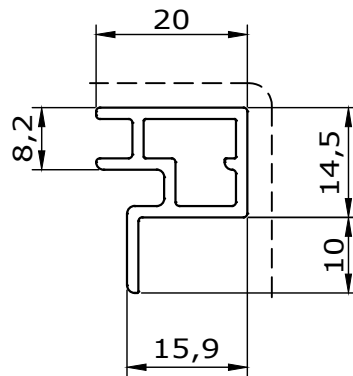
Perimeter = 104 mm  
Length = 6.45 m

Visible Surface -----



1.88

## 1346 - Composite panel frame



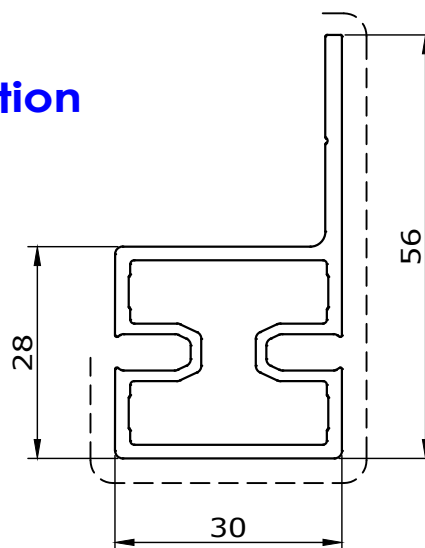
Perimeter = 104 mm  
Length = 6.45 m

Visible Surface -----

## 1348 - Wall connection

Perimeter = 208 mm  
Length = 6.45 m

Visible Surface -----



Profiles Identification

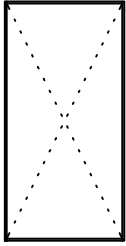
Changes reserved  
Sous reserve de modifications  
Änderungen vorbehalten

Issue: 05  
Date :10-16

# Standard Profiles

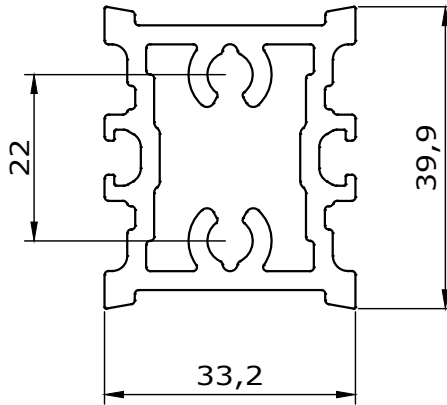
1

## Comar 6EFT

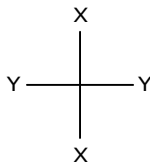


1.89

### 1366 - Mullion sleeve - 40.3mm



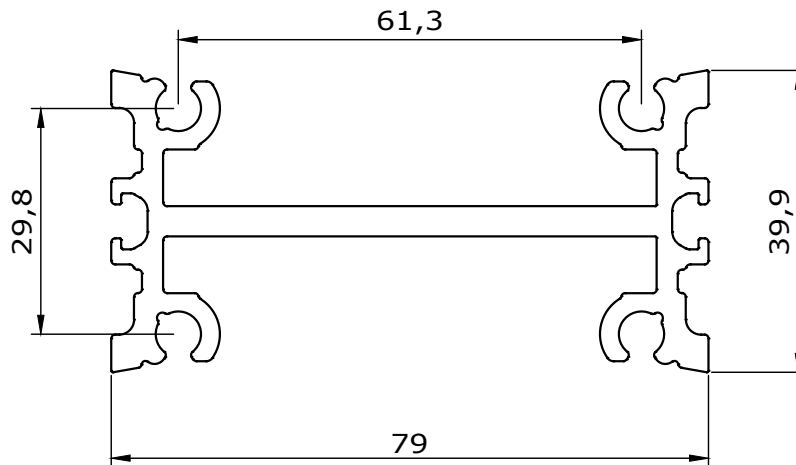
$I_{xx} = 5.6 \text{ cm}^4$   
 $I_{yy} = 8.2 \text{ cm}^4$   
 $Z_{xx} = 3.3 \text{ cm}^3$   
 $Z_{yy} = 4.1 \text{ cm}^3$



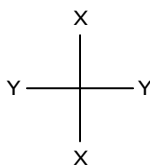
Perimeter = 200 mm  
 Length = 6.45 m

Visible Surface - - - - -

### 1368 - Mullion sleeve - 85.3mm



$I_{xx} = 61.7 \text{ cm}^4$   
 $I_{yy} = 7.3 \text{ cm}^4$   
 $Z_{xx} = 15.6 \text{ cm}^3$   
 $Z_{yy} = 3.7 \text{ cm}^3$



Perimeter = 458 mm  
 Length = 6.45 m

Visible Surface - - - - -

Profiles Identification

Copyright and ownership of this drawing is vested in EFT, Euro Facade Systems Ltd, whose prior written consent is required for its use, reproduction or for publication to any third party. All other rights reserved. Subject to modifications.



**comar**  
ARCHITECTURAL ALUMINIUM SYSTEMS

Changes reserved  
Sous reserve de modifications  
Änderungen vorbehalten

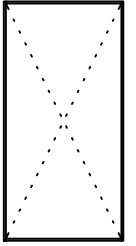
Issue: 05  
Date : 10-16



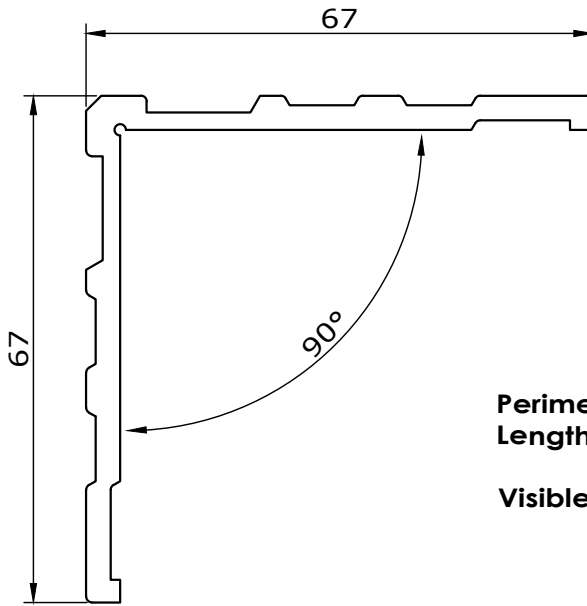
Copyright and ownership of this drawing is vested in EFT, Euro Facade Systems Ltd, whose prior written consent is required for its use, reproduction or for publication to any third party. All other rights reserved.

# 1 Standard Profiles

Comar 6EFT



## 1431 - Corner cleat - 4.5 mm

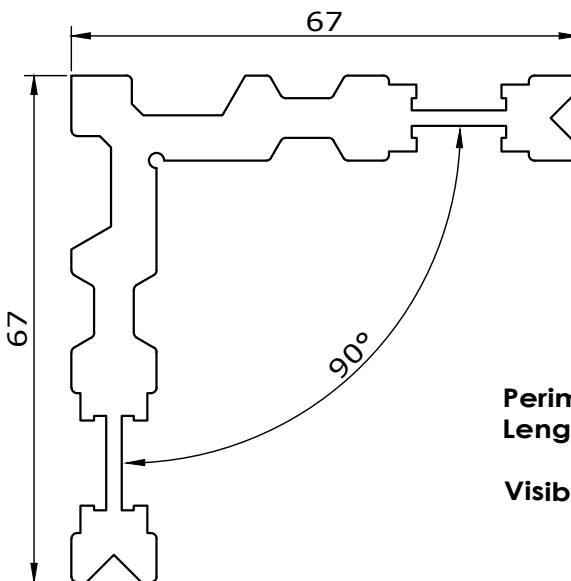


Perimeter = xxx mm  
Length = 6.45 m

Visible Surface - - - - -

1.90

## 1435 - Corner cleat - 11.8 mm



Perimeter = xxx mm  
Length = 6.45 m

Visible Surface - - - - -

Profiles Identification

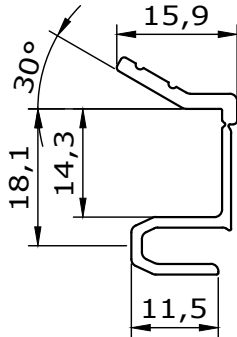
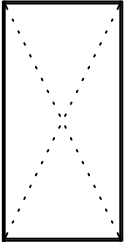
Changes reserved  
Sous reserve de modifications  
Änderungen vorbehalten

Issue: 05  
Date :10-16

# Standard Profiles

# 1

## Comar 6EFT



### 1387 - Double glazed spacer bar insert (14mm)

Perimeter = 155 mm  
Length = 6.45 m

Visible Surface -----

1.91

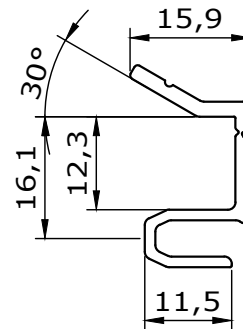
Copyright and ownership of this drawing is vested in EFT, Euro Facade Systems Ltd, whose prior written consent is required for its use, reproduction or for publication to any third party. All other rights reserved. Subject to modifications.

Profiles Identification

### 1388 - Double glazed spacer bar insert (12mm)

Perimeter = 167 mm  
Length = 6.45 m

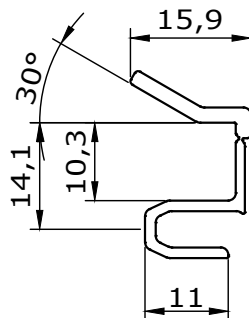
Visible Surface -----



### 1389 - Double glazed spacer bar insert (10mm)

Perimeter = 112 mm  
Length = 6.45 m

Visible Surface -----



**comar**  
ARCHITECTURAL ALUMINIUM SYSTEMS

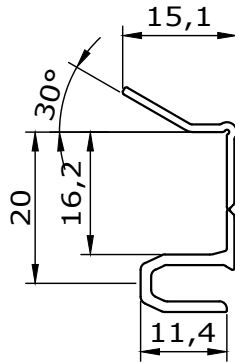
Changes reserved  
Sous reserve de modifications  
Änderungen vorbehalten

Issue: 05  
Date : 10-16

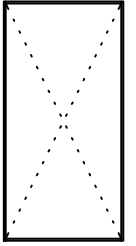
Copyright and ownership of this drawing is vested in EFT, Euro Facade Systems Ltd, whose prior written consent is required for its use, reproduction or for publication to any third party. All other rights reserved. Subject to modifications.

# 1 Standard Profiles

Comar 6EFT



## 1316 - Double glazed spacer bar insert (16mm)



Perimeter = 121 mm  
Length = 6.45 m

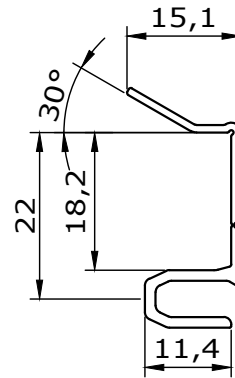
Visible Surface -----

1.92

## 1318 - Double glazed spacer bar insert (18mm)

Perimeter = 125 mm  
Length = 6.45 m

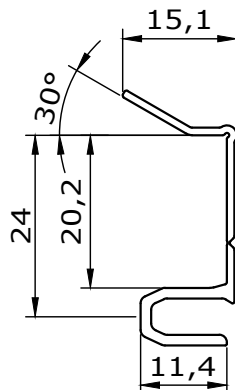
Visible Surface -----



## 1390 - Double glazed spacer bar insert (20mm)

Perimeter = 129 mm  
Length = 6.45 m

Visible Surface -----



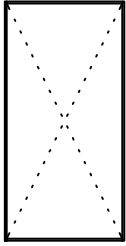
Profiles Identification

Changes reserved  
Sous reserve de modifications  
Änderungen vorbehalten

Issue: 05  
Date :10-16

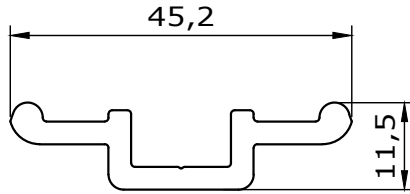
Standard Profiles **1**

Comar 6EFT



**1425 - Direct fix to steel fixing lug**

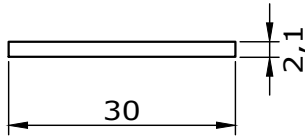
1.93



Perimeter = 125 mm  
Length = 6.45 m

Visible Surface - - - - -

**1230 - Flat bar - 30mm x 2mm**



Perimeter = 64 mm  
Length = 6.45 m

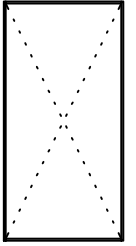
Visible Surface - - - - -

Copyright and ownership of this drawing is vested in EFT, Euro Facade Systems Ltd, whose prior written consent is required for its use, reproduction or for publication to any third party. All other rights reserved. Subject to modifications.

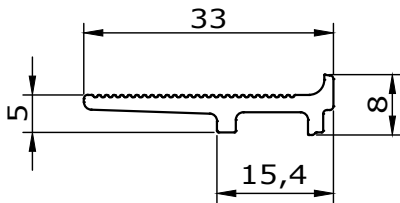
Copyright and ownership of this drawing is vested in EFT, Euro Facade Systems Ltd, whose prior written consent is required for its use, reproduction or for publication to any third party. All other rights reserved. Subject to modifications.

# 1 Standard Profiles

Comar 6EFT



## 1403 - Glass setting block - 5mm x 33mm

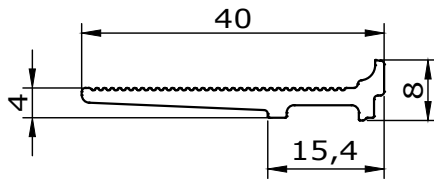


Perimeter = 89.3 mm  
Length = 6.45 m

1.94

Visible Surface -----

## 1415 - Glass setting block - 4mm x 40 mm



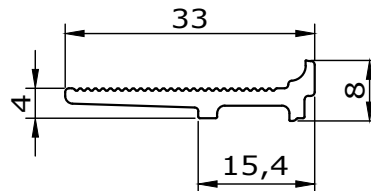
Perimeter = 104 mm  
Length = 6.45 m

Visible Surface -----

## 1412 - Glass setting block - 4mm x 33mm

Perimeter = 87 mm  
Length = 6.45 m

Visible Surface -----



Profiles Identification

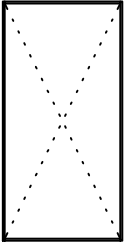
Changes reserved  
Sous reserve de modifications  
Änderungen vorbehalten

Issue: 05  
Date :10-16

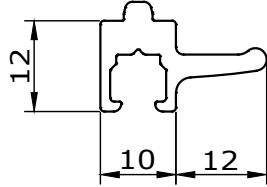
# Standard Profiles

1

## Comar 6EFT



### 1391 - Double glass clamp



Perimeter = 87 mm  
Length = 6.45 m

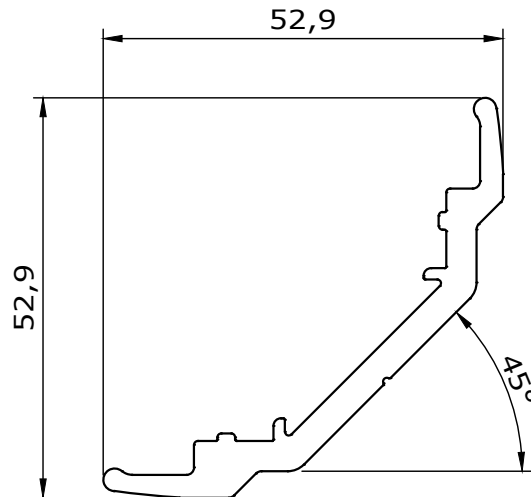
Visible Surface -----

1.95

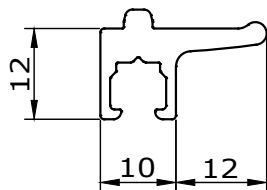
### 1392 - 2sided SGH/4sided SG Corner double glazed clamp

Perimeter = 189 mm  
Length = 6.45 m

Visible Surface -----



### 1393 - Panel clamp



Perimeter = 88 mm  
Length = 6.45 m

Visible Surface -----

Profiles Identification



**comar**  
ARCHITECTURAL ALUMINIUM SYSTEMS

Changes reserved  
Sous reserve de modifications  
Änderungen vorbehalten

Issue: 05  
Date : 10-16

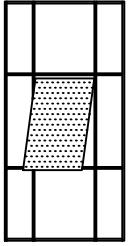
Copyright and ownership of this drawing is vested in EFT,  
Euro Facade Systems Ltd, whose prior written consent is required  
for its use, reproduction or for publication to any third party.  
All other rights reserved. Subject to modifications.

Copyright and ownership of this drawing is vested in EFT,  
Euro Facade Systems Ltd, whose prior written consent is required  
for its use, reproduction or for publication to any third party.  
All other rights reserved. Subject to modifications.

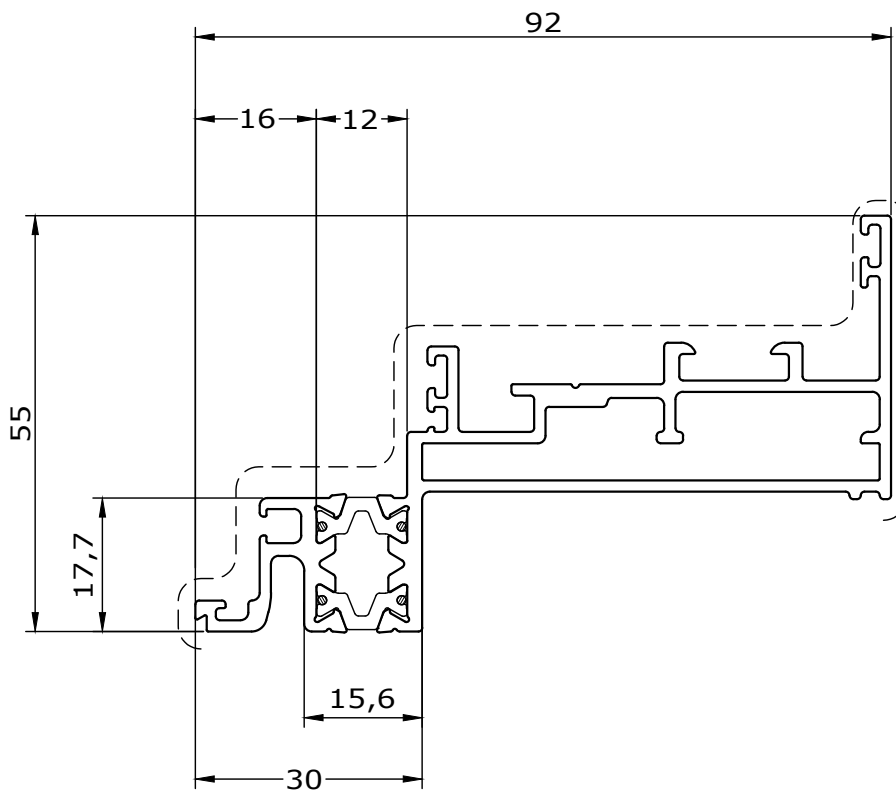
# 1 Standard Profiles

Comar 6EFT

## 4003 - Concealed vent outer frame



1.96



Perimeter = 419.5 mm  
Length = 6.45 m

Visible Surface -----

Profiles Identification

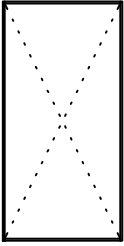
Changes reserved  
Sous reserve de modifications  
Änderungen vorbehalten

Issue: 05  
Date :10-16

# Standard Profiles

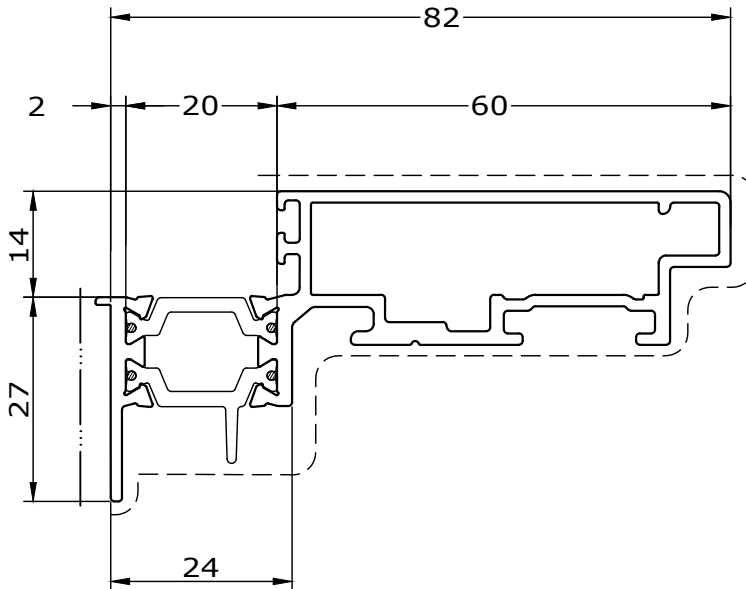
# 1

## Comar 6EFT



### 4011 - Concealed vent inner frame

1.97



Perimeter = 320 mm  
Length = 6.45 m

Visible Surface - - - - -  
Bonding Surface — · — · —

Profiles Identification



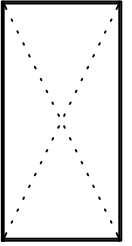
Copyright and ownership of this drawing is vested in EFT,  
Euro Facade Systems Ltd, whose prior written consent is required  
for its use, reproduction or for publication to any third party.  
All other rights reserved. Subject to modifications.

## Future Additions

1

## Standard Profiles

Comar 6EFT



1.98

FUTURE  
ADDITION

Fabricators Guide

Changes reserved  
Sous reserve de modifications  
Änderungen vorbehalten

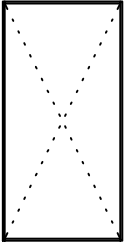
Issue: 05  
Date : 10-16

# Standard Profiles

1

Comar 6EFT

Future Additions



1.99

Profiles Identification

FUTURE  
ADDITION

Copyright and ownership of this drawing is vested in EFT,  
Euro Facade Systems Ltd, whose prior written consent is required  
for its use, reproduction or for publication to any third party.  
All other rights reserved. Subject to modifications.